

*Hong Kong Exchanges and Clearing Limited and The Stock Exchange of Hong Kong Limited take no responsibility for the contents of this announcement, make no representation as to its accuracy or completeness and expressly disclaim any liability whatsoever for any loss howsoever arising from or in reliance upon the whole or any part of the contents of this announcement.*

*This announcement does not constitute an offer to sell or the solicitation of an offer to buy any securities in the United States or any other jurisdiction in which such offer, solicitation or sale would be unlawful prior to registration or qualification under the securities laws of any such jurisdiction. The securities referred to herein will not be registered under the Securities Act, and may not be offered or sold in the United States except pursuant to an exemption from, or a transaction not subject to, the registration requirements of the Securities Act. Any public offering of securities to be made in the United States will be made by means of a prospectus. Such prospectus will contain detailed information about the company making the offer and its management and financial statements. The Company does not intend to make any public offering of securities in the United States.*



## **Ronshine China Holdings Limited**

**融信中國控股有限公司**

*(Incorporated in the Cayman Islands with limited liability)*

**(Stock Code: 3301)**

### **OVERSEAS REGULATORY ANNOUNCEMENT**

This overseas regulatory announcement is issued pursuant to Rule 13.10B of the Rules Governing the Listing of Securities (the “**Listing Rules**”) on The Stock Exchange of Hong Kong Limited (the “**Stock Exchange**”).

Reference is made to the announcements of Ronshine China Holdings Company Limited (the “**Company**”) dated 25 January 2018 and 26 January 2018 in relation to the Notes Issue (the “**Announcements**”). All terms used herein have the same meaning as defined in the Announcements, unless otherwise defined.

Please refer to the attached offering memorandum in relation to the Notes (the “**Offering Memorandum**”), which is available on the website of the Singapore Exchange Securities Trading Limited as of 2 February 2018.

The posting of the Offering Memorandum on the website of the Stock Exchange is only for the purpose of facilitating equal dissemination of information to investors in Hong Kong and compliance with Rule 13.10B of the Listing Rules, and not for any other purposes.

The Offering Memorandum does not constitute a prospectus, notice, circular, brochure or advertisement offering to sell any securities to the public in any jurisdiction, nor is it an invitation to the public to make offers to subscribe for or purchase any securities, nor is it calculated to invite offers by the public to subscribe for or purchase any securities.

The Offering Memorandum must not be regarded as an inducement to subscribe for or purchase any securities of the Company, and no such inducement is intended. No investment decision should be based on the information contained in the Offering Memorandum.

By order of the Board of  
**Ronshine China Holdings Limited**  
**Ou Zonghong**  
*Chairman*

Hong Kong, 2 February 2018

*As at the date of this announcement, Mr. Ou Zonghong, Mr. Wu Jian, Mr. Lin Junling and Ms. Zeng Feiyan are the executive Directors; and Mr. Lo, Wing Yan William, Mr. Ren Yunan and Mr. Qu Wenzhou are the independent non-executive Directors.*

## IMPORTANT NOTICE

### NOT FOR DISTRIBUTION IN THE UNITED STATES

**You must read the following disclaimer before continuing.** The following disclaimer applies to the document following this page and you are therefore advised to read this disclaimer carefully before accessing, reading or making any other use of the attached document. In accessing the attached document, you agree to be bound by the following terms and conditions, including any modifications to them from time to time, each time you receive any information from us as a result of such access.

**You acknowledge that the attached document and the information contained therein are strictly confidential and intended for you only.** You are not authorized to and you may not forward or deliver the attached document, electronically or otherwise, to any other person or reproduce such document in any manner whatsoever, nor may you disclose the information contained in the attached document to any third-party or use it for any other purpose. **Any forwarding, distribution, publication or reproduction of the attached document in whole or in part or disclosure of any information contained therein or any use of such information for any other purpose is unauthorized.** Failure to comply with this directive may result in a violation of the securities laws of applicable jurisdictions.

NOTHING IN THIS ELECTRONIC TRANSMISSION CONSTITUTES AN OFFER TO SELL OR A SOLICITATION OF AN OFFER TO BUY ANY SECURITIES IN ANY JURISDICTION WHERE IT IS UNLAWFUL TO DO SO. THE SECURITIES REFERRED TO IN THE ATTACHED DOCUMENT HAVE NOT BEEN, AND WILL NOT BE, REGISTERED UNDER THE U.S. SECURITIES ACT OF 1933, AS AMENDED (THE "U.S. SECURITIES ACT"), OR UNDER ANY SECURITIES LAWS OF ANY STATE OR OTHER JURISDICTION OF THE UNITED STATES, AND MAY NOT BE OFFERED, SOLD, RESOLD, TRANSFERRED OR DELIVERED, DIRECTLY OR INDIRECTLY, WITHIN THE UNITED STATES EXCEPT PURSUANT TO AN APPLICABLE EXEMPTION FROM THE REGISTRATION REQUIREMENTS OF THE U.S. SECURITIES ACT AND IN COMPLIANCE WITH ANY APPLICABLE SECURITIES LAWS OF ANY STATE OR OTHER JURISDICTION OF THE UNITED STATES.

The attached document is not a prospectus for the purposes of the European Union's Directive 2003/71/EC (and any amendments thereto) as implemented in member states of the European Economic Area (the "EU Prospectus Directive"). The attached document has been prepared on the basis that all offers of the securities made to persons in the European Economic Area will be made pursuant to an exemption under the EU Prospectus Directive from the requirement to produce a prospectus in connection with offers of the securities.

The securities are not intended to be offered, sold or otherwise made available to and should not be offered, sold or otherwise made available to any retail investor in the European Economic Area ("EEA"). For these purposes, a retail investor means a person who is one (or more) of: (i) a retail client as defined in point (11) of Article 4(1) of Directive 2014/65/EU ("MiFID II"); or (ii) a customer within the meaning of Directive 2002/92/EC ("IMD"), where that customer would not qualify as a professional client as defined in point (10) of Article 4(1) of MiFID II; or (iii) not a qualified investor as defined in the EU Prospectus Directive.

Consequently no key information document required by Regulation (EU) No 1286/2014 (the "PRIIPs Regulation") for offering or selling the securities or otherwise making them available to retail investors in the EEA has been prepared and therefore offering or selling the securities or otherwise making them available to any retail investor in the EEA may be unlawful under the PRIIPs Regulation.

The communication of the attached document and any other document or materials relating to the issue of the securities described therein is not being made, and such documents and/or materials have not been approved, by an authorized person for the purposes of section 21 of the United Kingdom's Financial Services and Markets Act 2000, as amended ("FSMA"). Accordingly, such documents and/or materials are not being distributed to, and must not be passed on to, the general public in the United Kingdom. The communication of such documents and/or materials as a financial promotion is only being made to those persons in the United Kingdom falling within the definition of investment professionals (as defined in Article 19(5) of the Financial Services and Markets Act 2000 (Financial Promotion) Order 2005, as amended (the "Financial Promotion Order")), or within Article 49(2)(a) to (d) of the Financial Promotion Order, or to any other persons to whom it may otherwise lawfully be made under the Financial Promotion Order (all such persons together being referred to as "relevant persons"). In the United Kingdom, the securities described in the attached document are only available to, and any investment or investment activity to which the attached document relates will be engaged in only with, relevant persons. Any person in the United Kingdom that is not a relevant person should not act or rely on the attached document or any of its contents.

**CONFIRMATION OF YOUR REPRESENTATION:** IN ORDER TO BE ELIGIBLE TO VIEW THE ATTACHED DOCUMENT OR MAKE AN INVESTMENT DECISION WITH RESPECT TO THE SECURITIES, INVESTORS MUST BE LOCATED OUTSIDE THE UNITED STATES. BY ACCEPTING THE EMAIL AND ACCESSING THE ATTACHED DOCUMENT, YOU SHALL BE DEEMED TO HAVE REPRESENTED TO US THAT (I) YOU AND ANY CUSTOMERS YOU REPRESENT ARE OUTSIDE THE UNITED STATES, AND, TO THE EXTENT YOU PURCHASE THE SECURITIES DESCRIBED IN THE ATTACHED DOCUMENT, YOU WILL BE DOING SO IN AN OFFSHORE TRANSACTION, AS DEFINED IN REGULATION S UNDER THE U.S. SECURITIES ACT ("REGULATION S"), IN COMPLIANCE WITH REGULATION S; AND (II) CONSENT TO DELIVERY BY ELECTRONIC TRANSMISSION.

If you have gained access to this transmission contrary to the foregoing restrictions, you will be unable to purchase any of the securities described therein.

This document has been made available to you in electronic form. You are reminded that documents transmitted via this medium may be altered or changed during the process of transmission and consequently none of Credit Suisse Securities (Europe) Limited, Merrill Lynch (Asia Pacific) Limited, Haitong International Securities Company Limited, Guotai Junan Securities (Hong Kong) Limited, Shanghai Pudong Development Bank Co., Ltd. Hong Kong Branch, Orient Securities (Hong Kong) Limited, Zhongtai International Securities Limited, Dongxing Securities (Hong Kong) Limited, BOCI Asia Limited, CMBC Securities Company Limited and Guosen Securities (HK) Brokerage Co., Ltd. (the "Initial Purchasers") or any person who controls it or any of their respective directors, officers, employees, representation or affiliates accepts any liability or responsibility whatsoever in respect of any difference between the document distributed to you in electronic format and the hard copy version.

**You are responsible for protecting against viruses and other destructive items.** Your receipt of this electronic transmission is at your own risk and it is your responsibility to take precautions to ensure that it is free from viruses and other items of a destructive nature.



# RONSHINE CHINA HOLDINGS LIMITED

(incorporated in the Cayman Islands with limited liability)

**US\$325,000,000**

**8.25% Senior Notes due 2021**

**Issue Price: 98.066%**

Our US\$325,000,000 8.25% senior notes due 2021 (the “Notes”) will bear interest from February 1, 2018 at 8.25% per annum, payable semi-annually in arrears on February 1 and August 1 of each year, beginning August 1, 2018. The Notes will mature on February 1, 2021.

The Notes are senior obligations of Ronshine China Holdings Limited (the “Company”), guaranteed by certain of our existing subsidiaries (the “Subsidiary Guarantors” and, such Guarantees, the “Subsidiary Guarantees”), other than (1) those organized under the laws of the PRC and (2) certain other subsidiaries specified in the section entitled “Description of the Notes.” Under certain circumstances and subject to certain conditions, a Subsidiary Guarantee required to be provided by a subsidiary of the Company may be replaced by a limited-recourse guarantee (the “JV Subsidiary Guarantee”). We refer to the subsidiaries providing a JV Subsidiary Guarantee as JV Subsidiary Guarantors.

At any time prior to maturity, we may at our option redeem up to 35% of the Notes, at a redemption price of 108.25% of the principal amount of the Notes plus accrued and unpaid interest, if any, to (but not including) the redemption date in each case, using the net cash proceeds from sales of certain kinds of capital stock of the Company. In addition, we may redeem the Notes, in whole but not in part, at any time prior to maturity, at a price equal to 100% of the principal amount of the Notes plus the applicable premium as of, and accrued and unpaid interest, if any, to the redemption date. Upon the occurrence of a Change of Control Triggering Event (as defined in the indenture governing the Notes (the “Indenture”)), we must make an offer to repurchase all Notes outstanding at a purchase price equal to 101% of their principal amount, plus accrued and unpaid interest, if any, to the date of repurchase. We shall, at the option of any holder of the Notes, repurchase all of the Notes held by such holder at any time on or after February 1, 2020 at 100% of the principal amount of such Notes, plus accrued and unpaid interest, if any, to (but not including) the repurchase date.

The Notes will be (1) at least *pari passu* in right of payment of the Existing *Pari Passu* Secured Indebtedness (as defined in “Description of the Notes”) and all other unsecured, unsubordinated indebtedness (as defined in the Indenture) of the Company (subject to any priority rights of such unsecured, unsubordinated indebtedness pursuant to applicable law), (2) senior in right of payment to any future obligations of the Company expressly subordinated in right of payment to the Notes, (3) effectively subordinated to the secured obligations (if any) of the Company, the Subsidiary Guarantors and the JV Subsidiary Guarantors, to the extent of the value of the assets serving as security therefor (other than the collateral securing the Notes), and (4) effectively subordinated to all existing and future obligations of the Non-Guarantor Subsidiaries (as defined in “Description of the Notes”). In addition, applicable law may limit the enforceability of the Subsidiary Guarantees and the JV Subsidiary Guarantees (if any) and the pledge of any collateral. See “Risk Factors—Risks Relating to the Subsidiary Guarantees, the JV Subsidiary Guarantees and the Collateral.”

For a more detailed description of the Notes, see the section entitled “Description of the Notes” beginning on page 170.

## **Investing in the Notes involves risks. See the section entitled “Risk Factors” beginning on page 21.**

Approval in-principle has been received from the Singapore Exchange Securities Trading Limited (the “SGX-ST”) for the listing and quotation of the Notes on the SGX-ST. The SGX-ST assumes no responsibility for the correctness of any of the statements made, opinions expressed or reports contained herein. Approval in-principle from, admission to the Official List of, and listing and quotation of the Notes on, the SGX-ST are not to be taken as an indication of the merits of the Notes, the Company and/or the Subsidiary Guarantors.

The Notes, the Subsidiary Guarantees and the JV Subsidiary Guarantees (if any) have not been and will not be registered under the United States Securities Act of 1933, as amended (the “U.S. Securities Act”), or under any securities law of any state or other jurisdiction of the United States, and may not be offered or sold within the United States except pursuant to an exemption from, or in a transaction not subject to, the registration requirements of the U.S. Securities Act. The Notes are being offered and sold by the Initial Purchasers only outside the United States in offshore transactions in reliance on Regulation S under the U.S. Securities Act (“Regulation S”). For a description of certain restrictions on offers and sale of the Notes and the distribution of this offering memorandum, see the section entitled “Plan of Distribution” and “Transfer Restrictions.”

The Notes are expected to be rated B+ by Fitch Ratings. A rating is not a recommendation to buy, sell or hold the Notes and may be subject to suspension, reduction or withdrawal at any time by the assigning agency. A suspension, reduction or withdrawal of the rating assigned to the Notes may adversely affect the market price of the Notes.

With reference to the Notice on Promoting the Reform of the Filing and Registration System for Issuance of Foreign Debt by Enterprises (《國家發展改革委關於推進企業發行外債備案登記制管理改革的通知發改外資[2015]2044號》) (the “NDRC Notice”) promulgated by National Development and Reform Commission (the “NDRC”) of the PRC on September 14, 2015 which came into effect on the same day, we have registered the issuance of the Notes with the NDRC and obtained a certificate from the NDRC dated November 2, 2017 evidencing such registration. Pursuant to the registration certificate, we will cause relevant information relating to the issue of the Notes to be reported to the NDRC within ten PRC working days after the issue date of the Notes.

It is expected that the delivery of the Notes will be made on or about February 1, 2018 through the book-entry facilities of Euroclear Bank SA/NV (“Euroclear”) and Clearstream Banking S.A. (“Clearstream”) against payment therefor in immediately available funds.

### *Joint Global Coordinators, Joint Bookrunners and Joint Lead Managers*

**Credit Suisse**

**Bank of America Merrill Lynch**

**Haitong International**

**Guotai Junan International**

### *Joint Bookrunners and Joint Lead Managers*

**Shanghai Pudong Development Bank Hong Kong Branch**  
**Dongxing Securities (Hong Kong)**

**Orient Securities (Hong Kong)**  
**BOC International**

**CMBC Capital**

**Zhongtai International**  
**Guosen Securities (HK)**

The date of this offering memorandum is January 25, 2018

## TABLE OF CONTENTS

SUMMARY .....	1	PRINCIPAL SHAREHOLDERS .....	157
THE OFFERING .....	5	RELATED PARTY TRANSACTIONS ....	158
SUMMARY CONSOLIDATED		DESCRIPTION OF MATERIAL	
FINANCIAL AND OTHER DATA .....	12	INDEBTEDNESS AND OTHER	
RISK FACTORS .....	21	OBLIGATIONS .....	160
USE OF PROCEEDS .....	55	DESCRIPTION OF THE NOTES .....	170
EXCHANGE RATE INFORMATION ....	56	TAXATION .....	240
CAPITALIZATION AND		PLAN OF DISTRIBUTION .....	242
INDEBTEDNESS .....	59	TRANSFER RESTRICTIONS .....	246
SELECTED CONSOLIDATED		RATINGS .....	248
FINANCIAL AND OTHER DATA .....	60	LEGAL MATTERS .....	249
INDUSTRY OVERVIEW .....	68	INDEPENDENT AUDITOR .....	249
CORPORATE STRUCTURE .....	79	GENERAL INFORMATION .....	250
BUSINESS .....	80	INDEX TO CONSOLIDATED	
REGULATIONS .....	113	FINANCIAL STATEMENTS .....	F-1
MANAGEMENT .....	150		

This offering memorandum does not constitute an offer to sell to, or a solicitation of an offer to buy from, any person in any jurisdiction to whom it is unlawful to make the offer or solicitation in such jurisdiction. Neither the delivery of this offering memorandum nor any sale made hereunder shall, under any circumstances, create any implication that there has been no change in our affairs since the date of this offering memorandum or that the information contained in this offering memorandum is correct as of any time after that date.

This offering memorandum is not a prospectus for the purposes of the European Union’s Directive 2003/71/EC (and any amendments thereto) as implemented in member states of the European Economic Area (the “EU Prospectus Directive”). This offering memorandum has been prepared on the basis that all offers of the Notes made to persons in the European Economic Area will be made pursuant to an exemption under the EU Prospectus Directive from the requirement to produce a prospectus in connection with offers of the Notes.

The Notes are not intended to be offered, sold or otherwise made available to and should not be offered, sold or otherwise made available to any retail investor in the European Economic Area (“EEA”). For these purposes, a retail investor means a person who is one (or more) of: (i) a retail client as defined in point (11) of Article 4(1) of Directive 2014/65/EU (“MiFID II”); or (ii) a customer within the meaning of Directive 2002/92/EC (“IMD”), where that customer would not qualify as a professional client as defined in point (10) of Article 4(1) of MiFID II; or (iii) not a qualified investor as defined in the EU Prospectus Directive.

Consequently no key information document required by Regulation (EU) No 1286/2014 (the “PRIIPs Regulation”) for offering or selling the Notes or otherwise making them available to retail investors in the EEA has been prepared and therefore offering or selling the Notes or otherwise making them available to any retail investor in the EEA may be unlawful under the PRIIPs Regulation.

The communication of this offering memorandum and any other document or materials relating to the issue of the securities described herein is not being made, and such documents and/or materials have not been approved, by an authorized person for the purposes of section 21 of the United Kingdom’s Financial Services and Markets Act 2000, as amended (“FSMA”). Accordingly, such documents and/or

materials are not being distributed to, and must not be passed on to, the general public in the United Kingdom. The communication of such documents and/or materials as a financial promotion is only being made to those persons in the United Kingdom falling within the definition of investment professionals (as defined in Article 19(5) of the Financial Services and Markets Act 2000 (Financial Promotion) Order 2005, as amended (the “Financial Promotion Order”)), or within Article 49(2)(a) to (d) of the Financial Promotion Order, or to any other persons to whom it may otherwise lawfully be made under the Financial Promotion Order (all such persons together being referred to as “relevant persons”). In the United Kingdom, the securities described herein are only available to, and any investment or investment activity to which this offering memorandum relates will be engaged in only with, relevant persons. Any person in the United Kingdom that is not a relevant person should not act or rely on this offering memorandum or any of its contents.

**IN CONNECTION WITH THIS OFFERING, CREDIT SUISSE SECURITIES (EUROPE) LIMITED, MERRILL LYNCH (ASIA PACIFIC) LIMITED, HAITONG INTERNATIONAL SECURITIES COMPANY LIMITED AND GUOTAI JUNAN SECURITIES (HONG KONG) LIMITED, AS STABILIZING MANAGERS, OR ANY PERSON ACTING FOR IT, MAY PURCHASE AND SELL THE NOTES IN THE OPEN MARKET. THESE TRANSACTIONS MAY, TO THE EXTENT PERMITTED BY APPLICABLE LAWS AND REGULATIONS, INCLUDE SHORT SALES, STABILIZING TRANSACTIONS AND PURCHASES TO COVER POSITIONS CREATED BY SHORT SALES. THESE ACTIVITIES MAY STABILIZE, MAINTAIN OR OTHERWISE AFFECT THE MARKET PRICE OF THE NOTES. AS A RESULT, THE PRICE OF THE NOTES MAY BE HIGHER THAN THE PRICE THAT OTHERWISE MIGHT EXIST IN THE OPEN MARKET. IF THESE ACTIVITIES ARE COMMENCED, THEY MAY BE DISCONTINUED AT ANY TIME AND MUST IN ANY EVENT BE BROUGHT TO AN END AFTER A LIMITED TIME. THESE ACTIVITIES WILL BE UNDERTAKEN SOLELY FOR THE ACCOUNT OF THE INITIAL PURCHASERS, AND NOT FOR US OR ON OUR BEHALF.**

We, having made all reasonable inquiries, confirm that: (i) this offering memorandum contains all information with respect to us, our subsidiaries and affiliates referred to in this offering memorandum and the Notes, the Subsidiary Guarantees and the JV Subsidiary Guarantees (if any) that is material in the context of the issue and offering of the Notes; (ii) the statements contained in this offering memorandum relating to us and our subsidiaries and our affiliates are in every material respect true and accurate and not misleading; (iii) the opinions and intentions expressed in this offering memorandum with regard to us and our subsidiaries and affiliates are honestly held, have been reached after considering all relevant circumstances and are based on reasonable assumptions; (iv) there are no other facts in relation to us, our subsidiaries and affiliates, the Notes, the Subsidiary Guarantees and the JV Subsidiary Guarantees (if any), the omission of which would, in the context of the issue and offering of the Notes, make this offering memorandum, as a whole, misleading in any material respect; and (v) we have made all reasonable enquiries to ascertain such facts and to verify the accuracy of all such information and statements. We accept responsibility accordingly.

This offering memorandum is highly confidential. We are providing it solely for the purpose of enabling you to consider a purchase of the Notes. You should read this offering memorandum before making a decision whether to purchase the Notes. You must not use this offering memorandum for any other purpose, or disclose any information in this offering memorandum to any other person.

We have prepared this offering memorandum, and we are solely responsible for its contents. You are responsible for making your own examination of us and your own assessment of the merits and risks of investing in the Notes. By purchasing the Notes, you will be deemed to have acknowledged that you have made certain acknowledgements, representations and agreements as set forth under the section entitled “Transfer Restrictions” below.



No representation or warranty, express or implied, is made by Credit Suisse Securities (Europe) Limited, Merrill Lynch (Asia Pacific) Limited, Haitong International Securities Company Limited, Guotai Junan Securities (Hong Kong) Limited, Shanghai Pudong Development Bank Co., Ltd. Hong Kong Branch, Orient Securities (Hong Kong) Limited, Zhongtai International Securities Limited, Dongxing Securities (Hong Kong) Company Limited, BOCI Asia Limited, CMBC Securities Company Limited and Guosen Securities (HK) Brokerage Co., Ltd. (the “Initial Purchasers”), Citicorp International Limited, as trustee (the “Trustee”), Citibank, N.A., London Branch, as paying and transfer agent (the “Paying Agent”) and registrar (the “Registrar”) or any of their respective affiliates or advisors as to the accuracy or completeness of the information set forth herein, and nothing contained in this offering memorandum is, or should be relied upon as, a promise or representation by the Initial Purchasers, the Trustee, the Paying Agent, the Registrar or any of their respective affiliates or advisors whether as to the past or the future.

You should rely only on the information contained in this offering memorandum. We have not authorized any person to provide you with any information or represent anything about us or this offering that is not contained in this offering memorandum. If given or made, any such other information or representation should not be relied upon as having been authorized by us or the Initial Purchasers, the Trustee, the Paying Agent or the Registrar.

Each person receiving this offering memorandum acknowledges that: (i) such person has been afforded an opportunity to request from us and to review, and has received, all additional information considered by it to be necessary to verify the accuracy of, or to supplement, the information contained herein; (ii) such person has not relied on the Initial Purchasers, the Trustee, the Paying Agent, the Registrar or any person affiliated with the such persons in connection with any investigation of the accuracy of such information or its investment decision; and (iii) no person has been authorized to give any information or to make any representation concerning us, our subsidiaries and affiliates, the Notes, the Subsidiary Guarantees or the JV Subsidiary Guarantees (other than as contained herein and information given by our duly authorized officers and employees in connection with investors’ examination of our company and the terms of the offering of the Notes) and, if given or made, any such other information or representation should not be relied upon as having been authorized by us or the Initial Purchasers, the Trustee, the Paying Agent or the Registrar. Notwithstanding anything herein to the contrary, the Paying Agent and the Registrar are sole agents for the Company or the Trustee, as the case may be, and at no time assume duties, obligations or a position of trust for the holders of the Notes.

The Notes, the Subsidiary Guarantees and the JV Subsidiary Guarantees (if any) have not been approved or disapproved by the United States Securities and Exchange Commission (the “SEC”), any state securities commission in the United States or any other United States regulatory authority, nor have any of the foregoing authorities passed upon or endorsed the merits of the offering or the accuracy or adequacy of this offering memorandum. Any representation to the contrary is a criminal offense in the United States.

We are not, and the Initial Purchasers are not, making an offer to sell the Notes, including the Subsidiary Guarantees and the JV Subsidiary Guarantees (if any), in any jurisdiction except where an offer or sale is permitted. The distribution of this offering memorandum and the offering of the securities, including the Notes, the Subsidiary Guarantees and the JV Subsidiary Guarantees (if any), may in certain jurisdictions be restricted by law. Persons into whose possession this offering memorandum comes are required by us and the Initial Purchasers to inform themselves about and to observe any such restrictions. The Notes are subject to restrictions on transferability and resale and may not be transferred or resold except as permitted under the Securities Act and applicable state securities laws or exemption therefrom. You should be aware that you may be required to bear the financial risks of this investment for an indefinite period of time. For a description of the restrictions on offers, sales and resales of the securities, including the Notes, the Subsidiary Guarantees and the JV Subsidiary Guarantees (if any), and distribution of this offering memorandum, see the sections entitled “Transfer Restrictions” and “Plan of Distribution” below.

This offering memorandum summarizes certain material documents and other information, and we refer you to them for a more complete understanding of what we discuss in this offering memorandum. In making an investment decision, you must rely on your own examination of us and the terms of the offering, including the merits and risks involved. We are not making any representation to you regarding the legality of an investment in the Notes by you under any legal, investment or similar laws or regulations. You should not consider any information in this offering memorandum to be legal, business or tax advice. You should consult your own professional advisors for legal, business, tax and other advice regarding an investment in the Notes.

We reserve the right to withdraw the offering of Notes at any time, and the Initial Purchasers reserve the right to reject any commitment to subscribe for the Notes in whole or in part and to allot to any prospective purchaser less than the full amount of the Notes sought by such purchaser. The Initial Purchasers and certain related entities may acquire for their own account a portion of the Notes.



## CERTAIN DEFINITIONS, CONVENTIONS AND CURRENCY PRESENTATION

We have prepared this offering memorandum using a number of conventions, which you should consider when reading the information contained herein. When we use the terms “we,” “us,” “our,” the “Company,” the “Group” and words of similar import, we are referring to Ronshine China Holdings Limited itself, or Ronshine China Holdings Limited and its consolidated subsidiaries, as the context requires.

Market data, industry forecast and the PRC and property industry statistics in this offering memorandum have been obtained from both public and private sources, including market research, publicly available information and industry publications. Although we believe this information to be reliable, it has not been independently verified by us or the Initial Purchasers or our or its respective directors and advisors, and neither we, the Initial Purchasers nor our or its directors and advisors make any representation as to the accuracy or completeness of that information. In addition, third-party information providers may have obtained information from market participants and such information may not have been independently verified. Due to possibly inconsistent collection methods and other problems, such statistics herein may be inaccurate. You should not unduly rely on such market data, industry forecast and the PRC and property industry statistics.

In this offering memorandum, all references to “US\$” and “U.S. dollars” are to United States dollars, the official currency of the United States of America (the “United States” or “U.S.”); all references to “HK\$” and “H.K. dollars” are to Hong Kong dollars, the official currency of the Hong Kong Special Administrative Region of the PRC (“Hong Kong” or “HK”); and all references to “RMB” or “Renminbi” are to Renminbi, the official currency of the People’s Republic of China (“China” or the “PRC”).

We record and publish our financial statements in Renminbi. Unless otherwise stated in this offering memorandum, all translations from Renminbi amounts to U.S. dollars were made at the rate of RMB6.7793 to US\$1.00, the noon buying rate in New York City for cable transfers payable in Renminbi as certified for customs purposes by the Federal Reserve Bank of New York on June 30, 2017, and all translations from H.K. dollars into U.S. dollars were made at the rate of HK\$7.8055 to US\$1.00, the noon buying rate in New York City for cable transfers payable in H.K. dollars as certified for customs purposes by the Federal Reserve Bank of New York on June 30, 2017. All such translations in this offering memorandum are provided solely for your convenience and no representation is made that the Renminbi amounts referred to herein have been, could have been or could be converted into U.S. dollars or H.K. dollars, or vice versa, at any particular rate or at all. For further information relating to the exchange rates, see the section entitled “Exchange Rate Information.”

References to “PRC” and “China,” in the context of statistical information and description of laws and regulations in this offering memorandum, except where the context otherwise requires, do not include Hong Kong, Macau Special Administrative Region of the PRC (“Macau”), or Taiwan. “PRC government” or “State” means the central government of the PRC, including all political subdivisions (including provincial, municipal and other regional or local governments) and instrumentalities thereof, or, where the context requires, any of them.

Our financial statements are prepared in accordance with Hong Kong Financial Reporting Standards (the “HKFRS”) which differ in certain respects from generally accepted accounting principles in certain other countries.

Unless the context otherwise requires, references to “2014,” “2015” and “2016” in this offering memorandum are to our financial years ended December 31, 2014, 2015 and 2016, respectively.

References to “share” are to, unless the context indicates otherwise, an ordinary share, with a nominal value of HK\$0.1, in our share capital.

References to “ASP” are to average selling price.

References to “Anhui Hailiang” are to Anhui Hailiang Property Company Limited (安徽海亮房地產有限公司), a limited liability company established in the PRC, and its subsidiaries.

References to “Ningbo Hailiang” are to Ningbo Hailiang Property Investment Company Limited (寧波海亮房地產投資有限公司), a limited liability company established in the PRC, and its subsidiaries.

References to “Huacao Group” are to Shanghai Kaiyu Property Development Co., Ltd. (上海愷譽房地產開發有限公司), Shanghai Kaichang Property Development Co., Ltd. (上海愷暢房地產開發有限公司), Shanghai Kairi Property Development Co., Ltd. (上海愷日房地產開發有限公司) and Shanghai Kaichong property Development Co., Ltd. (上海愷崇房地產開發有限公司) which became our consolidated subsidiaries since March 2016 after the controlling rights of the jointly controlled projects have been transferred to our Group. We currently indirectly own a 50% equity interest in Shanghai Kaiyu Property Development Co., Ltd., Shanghai Kaichang Property Development Co., Ltd. and Shanghai Kairi Property Development Co., Ltd., respectively, and own a 25% equity interest in Shanghai Kaichong Property Development Co., Ltd.

References to “2016 Notes” are to our 6.95% senior notes due 2019 issued on December 8, 2016 in the aggregate principal amount of US\$175,000,000 (the “Original 2016 Notes”) and further issued on February 21, 2017 in the aggregate principal amount of US\$225,000,000 (the “Additional 2016 Notes,” which are consolidated and formed a single class with the Original 2016 Notes).

References to “June 2017 Notes” are to our 6.5% senior notes due 2018 issued on June 15, 2017 in the aggregate principal amount of US\$150,000,000.

References to “July 2017 Notes” are to our 6.5% senior notes due 2018 issued on July 5, 2017 in the aggregate principal amount of US\$180,000,000.

References to “September 2017 Notes” are to our 6.5% senior notes due 2018 issued on September 27, 2017 in the aggregate principal amount of US\$63,500,000.

References to “Perpetual Capital Instrument” are to the three perpetual capital instruments in an aggregate amount of RMB1.7 billion (US\$0.3 billion) which were issued during the first half of 2016 by some of our PRC subsidiaries, including Shanghai Qianpu Investment Consultancy Company Limited (上海謙莆投資諮詢有限公司), Rongxin Fujian and Hemei (Shanghai) Property Development Company Limited (和美 (上海) 房地產開發有限公司).

References to “Private Corporate Bonds” are to a series of private corporate bonds issued by Rongxin Fujian in an aggregate principal amount of RMB8.5 billion (US\$1.3 billion) to qualified investors only with a tenor of two to three years and at a coupon rate of 5.8% to 7.89% per annum.

References to “Public Corporate Bonds” are to a series of public corporate bonds issued by Rongxin Fujian in an aggregate principal amount of RMB2.5 billion (US\$0.4 billion) to qualified investors only with a tenor of five years and at a coupon rate of 6.2% to 6.4% per annum.

References to “Rongxin Fujian” are to Rongxin (Fujian) Investment Company Limited (融信 (福建) 投資集團有限公司), an indirect wholly owned PRC subsidiary of our Company.

References to “Shiou Group” are to Fujian Shiou Property Development Co., Ltd. (福州世歐房地產開發有限公司) and its subsidiaries, including Fujian Shiou Investment Company Limited (福建世歐投資發展有限公司) and Fuzhou Shiou Investment Development Company Limited (福州世歐投資發展有限公司), which collectively were the 50% owned joint ventures of our Group and became our 50% owned consolidated subsidiaries since March 2016 after the controlling rights of the jointly controlled projects have been transferred to our Group.

References to “sq.m.” are to square meters.

A property is considered sold after we have executed the purchase contract with a customer and have delivered the property to the customer. All site area and gross floor area (“GFA”) information presented in this offering memorandum represent the site area and GFA of the entire project, including those attributable to the minority shareholders of our non-wholly owned project companies.

In this offering memorandum, unless the context otherwise requires, all references to “affiliate” are to person or entity directly or indirectly controlled by, or under the direct or indirect common control of, another person or entity; all references to “subsidiary” are used with the meaning ascribed to it in the Rules Governing the Listing of Securities on the Hong Kong Stock Exchange, as amended (the “Listing Rules”), which includes: (i) a “subsidiary undertaking” as defined in the twenty-third schedule to the Companies Ordinance (Chapter 32 of the Laws of Hong Kong) (the “Companies Ordinance”), (ii) any entity which is accounted for and consolidated in the audited consolidated accounts of another entity as a subsidiary pursuant to HKFRS or International Financial Reporting Standards, as applicable, and (iii) any entity which will, as a result of acquisition of its equity interest by another entity, be accounted for and consolidated in the next audited consolidated accounts of such other entity as a subsidiary pursuant to HKFRS or International Financial Reporting Standards, as applicable; all references to “associate” are used with the meaning ascribed thereto under the Listing Rules, which includes: (i) in relation to an individual, his spouse and children under the age of 18, certain trustees, his or his family holding companies, as well as companies over which he, his family, trustee interests and holding companies exercise at least 30% voting power, (ii) in relation to a company, its subsidiaries, its holding companies, subsidiaries of such holding companies, certain trustees, as well as companies over which such company and its subsidiaries, trustee interests, holding companies and subsidiaries of such holding companies together exercise at least 30% voting power and (iii) in the context of connected transactions, certain connected persons and enlarged family members of a director, chief executive or substantial shareholder of a listed issuer; and all references to “controlling shareholder” are used with the meaning ascribed thereto under the Listing Rules, including any person or group of persons who are entitled to exercise 30% or more of the voting power at our general meetings or are in a position to control the composition of a majority of our board of directors, and “controlling interest” will be construed accordingly.

In this offering memorandum, a land grant contract refers to a state-owned land use rights grant contract (國有土地使用權出讓合同) between a developer and the relevant PRC governmental land administrative authorities, typically the local state-owned land bureaus.

In this offering memorandum, a land use rights certificate refers to a state-owned land use rights certificate (國有土地使用權證) issued by a local real estate and land resources bureau with respect to the land use rights; a construction land planning permit refers to a construction land planning permit (建設用地規劃許可證) issued by local urban zoning and planning bureaus or equivalent authorities in China; a construction works planning permit refers to a construction works planning permit (建設工程規劃許可證) issued by local urban zoning and planning bureaus or equivalent authorities in China; a construction permit refers to a construction works commencement permit (建築工程施工許可證) issued by local construction committees or equivalent authorities in China; a pre-sale permit refers to a commodity property pre-sale permit (商品房預售許可證) issued by local housing and building administrative bureaus or equivalent authorities with respect to the pre-sale of relevant properties; a certificate of completion refers to a construction project planning inspection and clearance certificate (建設工程規劃驗收合格證) issued by local urban zoning and planning bureaus or equivalent authorities or equivalent certificate issued by relevant authorities in China with respect to the completion of property projects subsequent to their on-site examination and inspection; and a property ownership certificate refers to a property ownership and land use rights certificate (國有土地使用權證) issued by a local real estate and land resources bureau with respect to the land use rights and the ownership rights of the buildings on the relevant land.

In this offering memorandum, where information has been presented in thousands or millions of units, amounts may have been rounded up or down. Accordingly, totals of columns or rows of numbers in tables may

not be equal to the apparent total of the individual items and actual numbers may differ from those contained herein due to such rounding.

The English names of the PRC nationals, entities, departments, facilities, laws, regulations, certificates, titles and the like are translations of their Chinese names and are included for identification purposes only. In the event of any inconsistency, the Chinese name prevails.

## **FORWARD-LOOKING STATEMENTS**

This offering memorandum contains forward-looking statements that are, by their nature, subject to significant risks and uncertainties. These forward-looking statements include statements relating to:

- the performance and future developments of the property market in the PRC or any region in the PRC or elsewhere in which we engage in property development;
- our business and operating strategies and our ability to implement such strategies;
- various business opportunities that we may pursue;
- changes in competitive conditions and our ability to compete under these conditions;
- our ability to further develop and manage our projects as planned;
- our capital expenditure plans, particularly plans relating to primarily land development, acquisition of land for our property development and the development of our projects;
- our operations and business prospects, including development plans for our existing and new businesses;
- the prospective financial information regarding our businesses;
- availability and costs of bank loans and other forms of financing;
- the future competitive environment for the PRC property and retail industries;
- the regulatory environment in terms of changes in laws and PRC government regulations, policies, approval processes in the regions where we develop or manage our projects as well as the general outlook for the PRC property and retail industries;
- exchange rate fluctuations and restrictions;
- future developments and the competitive environment in the PRC property and retail industries;
- the general economic trend of the PRC and, in particular, the cities in which we operate; and
- other factors beyond our control.

In some cases, you can identify forward-looking statements by such terminology as “may,” “will,” “should,” “could,” “would,” “expect,” “intend,” “plan,” “anticipate,” “going forward,” “ought to,” “seek,” “project,” “forecast,” “believe,” “estimate,” “predict,” “potential” or “continue” or the negative of these terms or other comparable terminology. Such statements reflect the current views of our management with respect to future events, operations, results, liquidity and capital resources and are not guarantee of future performance and some of which may not materialize or may change. Although we believe that the expectations reflected in these forward-looking statements are reasonable, we cannot assure you that those expectations will prove to be correct, and you are cautioned not to place undue reliance on such statements. In addition, unanticipated events may adversely affect the actual results we achieve. Important factors that could cause actual results to differ materially from our expectations are disclosed under the section entitled “Risk Factors” in this offering memorandum. Except as required by law, we undertake no obligation to update or otherwise revise any forward-looking statements contained in this offering memorandum, whether as a result of new information, future events or otherwise after the date of this offering memorandum. All forward-looking statements contained in this offering memorandum are qualified by reference to the cautionary statements set forth in this section.

## **ENFORCEMENT OF CIVIL LIABILITIES**

We are an exempted company incorporated in the Cayman Islands with limited liability and each Subsidiary Guarantor and JV Subsidiary Guarantor (if any) is also incorporated or may be incorporated, as the case may be,

outside the United States, such as in the British Virgin Islands or in Hong Kong. The Cayman Islands, the British Virgin Islands, Hong Kong and other jurisdictions have different bodies of securities laws from the United States and protections for investors may differ.

Most of our assets and most of the assets of the Subsidiary Guarantors are, and all or most of the assets of the JV Subsidiary Guarantors (if any) may be, located outside the United States. In addition, all of our directors and officers and the directors and officers of the Subsidiary Guarantors are, and all or most of the directors and officers of the JV Subsidiary Guarantors (if any) may be, nationals or residents of countries other than the United States (principally in the PRC), and all or a substantial portion of such persons' assets are located or may be located, as the case may be, outside the United States. As a result, it may be difficult for investors to effect service of process within the United States upon us, any of the Subsidiary Guarantors and the JV Subsidiary Guarantors (if any) or such persons or to enforce against us, any of the Subsidiary Guarantors and the JV Subsidiary Guarantors (if any) or such persons judgments obtained in United States courts, including judgments predicated upon the civil liability provisions of the securities laws of the United States or any state thereof.

We and each of the Subsidiary Guarantors expect to appoint Law Debenture Corporate Service Inc. as an agent to receive service of process with respect to any action brought against us or any of the Subsidiary Guarantors in the United States federal courts located in the Borough of Manhattan, the City of New York under the federal securities laws of the United States or of any state of the United States or any action brought against us or any of the Subsidiary Guarantors in the courts of the State of New York in the Borough of Manhattan, the City of New York under the securities laws of the State of New York.

There is uncertainty as to whether the courts of the Cayman Islands would (i) enforce judgments of United States courts obtained against us or our directors or officers predicated upon the civil liability provisions of the federal securities laws of the United States or any state or territory within the United States; or (ii) entertain original actions brought in the courts of the Cayman Islands against us or our directors and officers predicated upon the civil liability provisions of the federal securities laws of the United States or any state or territory within the United States.

We have been advised by our Cayman Islands legal counsel, Conyers Dill & Pearman, that the courts of the Cayman Islands would recognize as a valid judgment, a final and conclusive judgment *in personam* obtained in any U.S. federal or New York state court located in the borough of Manhattan, City of New York against the Company under which a sum of money is payable (other than a sum of money payable in respect of multiple damages, taxes or other charges of a like nature or in respect of a fine or other penalty) or, in certain circumstances, an *in personam* judgment for non-monetary relief, and would give a judgment based thereon provided that (a) such courts had proper jurisdiction over the parties subject to such judgment; (b) such courts did not contravene the rules of natural justice of the Cayman Islands; (c) such judgment was not obtained by fraud; (d) the enforcement of the judgment would not be contrary to the public policy of the Cayman Islands; (e) no new admissible evidence relevant to the action is submitted prior to the rendering of the judgment by the courts of the Cayman Islands; and (f) there is due compliance with the correct procedures under the laws of the Cayman Islands.

There is also uncertainty as to whether the courts of the British Virgin Islands would (i) enforce judgments of United States courts obtained against us or our directors or officers predicated upon the civil liability provisions of the federal securities laws of the United States or any state or territory within the United States; or (ii) entertain original actions brought in the courts of the British Virgin Islands against us or our directors and officers predicated upon the civil liability provisions of the federal securities laws of the United States or any state or territory within the United States.

We have been advised by our British Virgin Islands legal counsel, Conyers Dill & Pearman, that the courts of the British Virgin Islands would recognize as a valid judgment, a final and conclusive judgment *in personam*



obtained in any U.S. federal or New York state court located in the borough of Manhattan, City of New York against the Company under which a sum of money is payable (other than a sum of money payable in respect of multiple damages, taxes or other charges of a like nature or in respect of a fine or other penalty) and would give a judgment based thereon provided that (a) such courts had proper jurisdiction over the parties subject to such judgment, (b) such courts did not contravene the rules of natural justice of the British Virgin Islands, (c) such judgment was not obtained by fraud, (d) the enforcement of the judgment would not be contrary to the public policy of the British Virgin Islands, (e) no new admissible evidence relevant to the action is submitted prior to the rendering of the judgment by the courts of the British Virgin Islands and (f) there is due compliance with the correct procedures under the laws of the British Virgin Islands.

Hong Kong has no arrangement for the reciprocal enforcement of judgments with the United States. However, under Hong Kong common law, a foreign judgment (including one from a court in the United States predicated upon U.S. federal or state securities laws) may be enforced in Hong Kong by bringing an action in a Hong Kong court and seeking summary or default judgment on the strength of the foreign judgment, provided that the foreign judgment is for debt or a definite sum of money and is final and conclusive on the merits. In addition, the Hong Kong courts may refuse to recognize or enforce a foreign judgment if such judgment:

- (a) was obtained by fraud;
- (b) was rendered by a foreign court that lacked the appropriate jurisdiction at the time (as determined by Hong Kong jurisdictional rules);
- (c) is contrary to public policy or natural justice;
- (d) is based on foreign penal, revenue or other public law; or
- (e) falls within Section 3(1) of the Foreign Judgment (Restriction on Recognition and Enforcement) Ordinance.

Further, we have been advised by our PRC legal adviser, FenXun Partners, that according to the Law on Civil Procedure of the PRC, in the case of an application or request for recognition and enforcement of a legally effective judgment or written order of a foreign court, the PRC courts shall, after examining in accordance with the international treaties concluded or acceded to by the PRC or with the principle of reciprocity and arriving at the conclusion that it does not contradict the primary principles of the law of the PRC nor violates state sovereignty, security and social and public interest of the country, recognize the validity of the judgment or written order, and, if required, issue a writ of execution to execute it in accordance with the relevant provisions of this Law; if the application or request contradicts the primary principles of the law of the PRC or violates state sovereignty, security and social and public interest of the country, the courts of the PRC shall not recognize and execute it. However, there is no bilateral or multilateral treaty concluded or accepted between the PRC and the United States as to the reciprocal enforcement of judgments with the United States. Therefore, there is uncertainty as to whether the courts of the PRC would (i) recognize each judgment made by the courts of U.S. Federal or New York State, (ii) enforce judgments of the U.S. courts obtained against us or our directors and officers predicated upon the civil liability provisions of the federal securities laws of the United States or the securities laws of any state or territory within the United States or (iii) entertain original actions brought in the courts of the PRC against us or our directors and officers predicated upon the federal securities laws of the United States or the securities laws of any state or territory within the United States.

## SUMMARY

*This summary does not contain all the information that may be important to you in deciding to invest in the Notes. You should read the entire offering memorandum, including the section entitled “Risk Factors” and our consolidated financial statements and related notes thereto, before making an investment decision.*

## OVERVIEW

We are a property developer in the PRC that focuses on the development of residential properties in cities in the Western Taiwan Straits Economic Zone, Yangtze River Delta regions and selected first and second-tier cities. The Western Taiwan Straits Economic Zone\* and Yangtze River Delta regions are areas often associated with entrepreneurship and economic growth. We believe we have a leading market position in Fujian province and Fuzhou, the capital city of Fujian province. We were ranked first in Fujian province on the “Top 20 Real Estate Developers in Fujian province in 2016” list and 26th nationwide on the “Top 50 Real Estate Developers in China in 2017” list, jointly compiled by China Real Estate Research Association, China Real Estate Industry Association and China Real Estate Evaluation Center based on a comprehensive set of criteria, including size, risk management, profitability, growth potential, operating results, innovation and social responsibility. According to CRIC, based on pre-sale data reported by developers to the Fuzhou Real Estate Transaction Center as required by local regulations, we were ranked second in the urban districts (namely, Gulou, Taijiang, Cangshan, Mawei and Jin'an) of Fuzhou in terms of pre-sales in the six months ended June 30, 2016.\*\* We have been listed on the Hong Kong Stock Exchange since January 2016. On September 5, 2016, we became a constituent stock of the Hang Seng Composite Small Cap Index.

We are primarily engaged in the development of mid to high-end residential properties targeting middle to upper-middle income households with a demand for home upgrades. We also develop commercial properties integrated with or in the vicinity of our residential properties, including office buildings, retail shops and other commercial properties, which we believe will not only diversify our source of income, but also enhance the attractiveness of and facilitate demand for our residential properties. We intend to sell the majority of our commercial properties while selectively holding certain properties as long-term investments.

We commenced our business in 2003 and have historically focused our property development in the Western Taiwan Straits Economic Zone, capturing the opportunities presented by its rapidly growing economy. We have a well-established development portfolio in this area, including projects in Fuzhou, Zhangzhou and Xiamen. Leveraging our success and experience in the Western Taiwan Straits Economic Zone, we have expanded into Shanghai and Hangzhou, which are important economic centers in the Yangtze River Delta. We intend to solidify our market position in the Western Taiwan Straits Economic Zone and enhance our position in Shanghai and Hangzhou while further expanding in a prudent manner into other first and second-tier cities.

We believe our success is attributable to our product quality and strong brand name. We focus on developing properties that cater to the demands of our target customers for high-quality homes that feature appealing designs, convenience and comfort, and adjust our property offerings based on customer feedback through market surveys and research on the latest market trends and development. As a result, we have received various awards in recognition of our product quality and our achievements as a property developer. We also strive to shorten our project development cycle to improve our operating efficiency, expedite asset turnover,

\* Encompassing certain cities and areas in Fujian, Zhejiang, Guangdong and Jiangxi provinces. See the section headed “Industry Overview—Development of the Western Taiwan Straits Economic Zone.”

\*\* For purposes of this ranking, all pre-sale results of Shiou Group, our 50%-owned joint venture before March 2016 and became our subsidiaries since March 2016, were attributed to us. Our ranking would remain first with only 50% of the pre-sale results of Shiou Group attributed to us, based on our internal calculations.

enhance liquidity position and achieve sustainable growth, by adopting standardized property development procedures and closely monitoring the entire property development cycle. We typically target to commence pre-sale of a property within 130 days from the commencement of construction.

In 2014, 2015, 2016 and the six months ended June 30, 2016 and 2017, our revenue was RMB4,099.2 million, RMB7,414.6 million, RMB11,371.7 million (US\$1,677.4 million), RMB6,983.4 million and RMB11,900.9 million (US\$1,755.5 million), respectively, and the profit attributable to our owners was RMB506.5 million, RMB1,432.8 million, RMB1,292.3 million (US\$190.6 million), RMB858.2 million and RMB687.9 million (US\$101.5 million), respectively.

## PROPERTY DEVELOPMENT PROJECTS

As of June 30, 2017, we had 64 property development projects, through our subsidiaries, that are at various stages of development, including 21 located in Fuzhou, 13 in Hangzhou, nine in Shanghai, six in Zhangzhou, three in Xiamen, two in Nanjing, two in Tianjin, and one in Chengdu, Chongqing, Guangzhou, Longyan, Putian, Shaoxing, Suzhou and Zhengzhou, respectively. As of the same date, we had 11 projects we jointly controlled with other property developers and one project we operated with another property developer in which we had no control in the same region. The table below sets forth a breakdown of these categories of projects as of June 30, 2017:

	Number of projects	Total GFA attributable to us	
		(sq.m.)	(%)
Projects held by our subsidiaries .....	64	8,584,734	87.5
Projects held by our joint ventures .....	11	1,016,997	10.4
Projects held by our associated company. ....	1	208,044	2.1
	<u>76</u>	<u>9,809,775</u>	<u>100.0</u>

As of June 30, 2017, the projects we developed through our subsidiaries, had an estimated total GFA attributable to us of approximately 8.6 million sq.m., including completed properties held for sale with an aggregate GFA attributable to us of approximately 1.7 million sq.m., completed GFA held for investment with an aggregate GFA attributable to us approximately 0.1 million sq.m., properties under development with an aggregate GFA attributable to us of approximately 3.1 million sq.m. and properties held for future development with an aggregate estimated GFA attributable to us of approximately 3.7 million sq.m. As of the same date, the projects developed by our joint ventures had an estimated total GFA attributable to us of approximately 1.0 million sq.m., including completed properties held for sale with an aggregate GFA attributable to us of approximately 0.1 million sq.m., properties under development with an aggregate GFA attributable to us of approximately 0.6 million sq.m., and properties held for future development with an aggregate estimated GFA attributable to us of approximately 0.3 million sq.m., and the project developed by our associated company had an estimated total GFA attributable to us of approximately 0.23 million sq.m., including properties under development with an aggregate GFA attributable to us of approximately 0.2 million sq.m. and properties held for future development with an aggregate estimated GFA attributable to us of approximately 0.03 million sq.m.

As of June 30, 2017, our properties held for future development included an aggregate estimated GFA attributable to us of approximately 1.3 million sq.m. for which we had not obtained land use rights certificates but had entered into land grant contracts and had either paid the relevant land premiums and were awaiting the relevant government agencies to issue the land use rights certificates or had not paid the relevant land premiums because (a) the relevant local governments had extended the relevant payment period as they had not completed resettlement and infrastructure work in relation to the land parcels or (b) the relevant land premiums had not become due.

Subsequent to June 30, 2017, we acquired a 55% equity interest in each of Ningbo Hailiang and Anhui Hailiang. Upon completion of the acquisition, additional 37 property development projects have been added to our portfolio of projects. Based on the historical data as of June 30, 2017, upon the acquisition, Ningbo Hailiang and Anhui Hailiang, together with their respective subsidiaries, had an aggregate GFA attributable to us of approximately 2.3 million sq.m., including completed properties held for sale with an aggregate GFA attributable to us of approximately 0.6 million sq.m., properties under development with an aggregate GFA attributable to us of approximately 1.4 million sq.m. and properties held for future development with an aggregate estimated GFA attributable to us of approximately 0.3 million sq.m. See “— Recent Developments” and “Business” for details. The projects developed by the associated company of Ningbo Hailiang and Anhui Hailiang had an estimated total GFA attributable to us of approximately 0.3 million sq.m., including properties under development with an aggregate GFA attributable to us of approximately 0.3 million sq.m.

## **OUR BUSINESS STRENGTHS**

We believe that our market position is principally attributable to the following competitive strengths:

- strong development capabilities with a track record of success in developing mid to high-end residential properties in the Western Taiwan Straits Economic Zone and Yangtze River Delta regions;
- quality land bank providing long-term development and growth opportunities;
- strong executive capabilities underpinned by standardized development procedures targeting to expedite asset turnover and enhance operating efficiency;
- well-recognized brand name with high quality projects facilitating expansion into new markets;
- comprehensive business operation management with prudent and effective management systems;
- diversified funding channels with strong financing capabilities; and
- sound corporate governance led by visionary, motivated and stable management team.

## **OUR BUSINESS STRATEGIES**

Our goal is to become one of the most competitive and reputable property developers in the PRC. To achieve our goal, we intend to implement the following strategies:

- enhance our presence in existing markets and strategically expand into other first and second-tier cities while maintaining financial stability;
- adhere to prudent financial policy and adopt a proactive approach to capital structure management;
- continue to improve operating efficiency and expedite asset turnover;
- continue to focus on residential property development while pursuing product diversification; and
- continue to promote our brand recognition and image.

## **RECENT DEVELOPMENTS**

### **Acquisition of Equity Interest in Ningbo Hailiang and Anhui Hailiang**

On July 27, 2017, Shanghai Kaiyin Enterprise Company Limited (上海愷胤實業有限公司), our wholly owned subsidiary, entered into five equity transfer agreements with each of Zhejiang Hailiang Investment Company Limited (浙江海亮投資股份有限公司), Mr. Feng Hailiang (馮海良), Ningbo Hairao Investment Company Limited (寧波海饒投資有限公司) (“Hairao Investment”), Mr. Tang Lu (唐魯) and Zhejiang Hailiang Charity Foundation (浙江海亮慈善基金會), respectively, to acquire a 55% equity interest in Ningbo Hailiang.

On the same date, Shanghai Rongen Property Development Company Limited (上海融恩房地產開發有限公司), our wholly owned subsidiary, entered into an equity transfer agreement with Hairao Investment to acquire a 55% equity interest in Anhui Hailiang.

The acquisitions of Ningbo Hailiang and Anhui Hailiang have been completed as of the date of this offering memorandum. The acquisitions have increased our land bank and expanded our market coverage to Anhui, Gansu, Ningxia, Shaanxi and Qinghai provinces, and we believe that these acquisitions have strengthened our market position in cities in western and central China. See “Business” for details.

#### **Guarantee for a JV Company**

On August 14, 2017, Rongxin (Fujian) Investment Company Limited (融信(福建)投資集團有限公司) (“Rongxin Investment”), as guarantor, entered into a guarantee agreement in favor of Bank of Beijing Co., Ltd., Nanjing Branch (北京銀行股份有限公司南京分行) (the “Bank of Beijing”), pursuant to which Rongxin Investment agreed to guarantee the repayment obligations of Nanjing Kaijingsheng Property Development Co., Ltd. (南京愷璟晟房地產開發有限公司), a joint venture company in which Rongxin Investment holds a 49% equity interest, (the “Nanjing Kaijingsheng”), under a loan agreement entered into between Nanjing Kaijingsheng and Bank of Beijing on the same date for a loan in the principal amount of RMB800.0 million. The loan provided Nanjing Kaijingsheng with working capital for the development of a property project in Nanjing.

#### **Connected Party Transaction with Xiujing Landscape**

On September 15, 2017, we entered into a landscape engineering services framework agreement with Xiujing (Fujian) Landscape Engineering Company Limited (秀景(福建)園林工程有限公司) (“Xiujing Landscape”), a limited liability company established in the PRC in which Mr. Ou Zhonghong holds a 99% equity interest and Mr. Ou Guopeng holds the remaining 1%. Under the agreement, Xiujing Landscape agreed to provide certain landscape engineering services to us for a term commencing from September 15, 2017 to December 31, 2019.

#### **Placement of Existing Shares and Top-Up Subscription for New Shares**

On October 29, 2017, we, Dingxin Company Limited, a Cayman Islands incorporated company which is indirectly wholly owned by the trustee of the Ou Family Trust (the “Vendor”) and Mr. Ou Zonghong entered into a placing agreement with certain placing agents pursuant to which the Vendor agreed to sell up to 142,452,500 existing shares (the “Placing Shares”) at the placing price of HK\$8.52 per share. The Placing Shares represent approximately 10.53% of our existing issued share capital as of October 30, 2017 and approximately 9.53% of our issued share capital as enlarged by the subscription. As of the date of this offering memorandum, the placement has been completed.

On the same date, the Vendor and our Company also entered into a subscription agreement. Under the subscription agreement, the Vendor agreed to subscribe for, and our Company agreed to issue the Placing Shares, subject to certain conditions.

#### **GENERAL INFORMATION**

We were incorporated in the Cayman Islands on September 11, 2014, as an exempted limited liability company. Our shares have been listed on The Stock Exchange of Hong Kong Limited since January 13, 2016. Our principal place of business in the PRC is at 6th Floor, Tower T1, Hongqiao Vanke Centre, No.988 Shen Zhang Road, Minhang District, Shanghai, the PRC. Our place of business in Hong Kong is at 18th Floor, Tesbury Centre, 28 Queen’s Road East, Wanchai, Hong Kong. Our registered office is located at Cricket Square, Hutchins Drive, P.O. Box 2681, Grand Cayman KY1-1111, Cayman Islands. Our website is [www.rongxingroup.com](http://www.rongxingroup.com). Information contained on our website does not constitute part of this offering memorandum.

## THE OFFERING

The following summary is provided solely for your convenience. This summary is not intended to be complete. You should read the full text and more specific details contained elsewhere in this offering circular. For a more detailed description of the Notes, see “Description of the Notes.” Terms used in this summary and not defined shall have the same meanings given to them in “Description of the Notes.”

Issuer .....	Ronshine China Holdings Limited.
Notes Offered .....	US\$325,000,000 aggregate principal amount of 8.25% Senior Notes due February 1, 2021 (the “Notes”).
Offering Price .....	98.066% of the principal amount of the Notes.
Maturity Date .....	February 1, 2021.
Interest .....	The Notes will bear interest from and including February 1, 2018 at the rate of 8.25% per annum, payable semi-annually in arrears.
Interest Payment Dates .....	February 1 and August 1 of each year, commencing August 1, 2018.
Ranking of the Notes .....	<p>The Notes are:</p> <ul style="list-style-type: none"> <li>• general obligations of the Company;</li> <li>• senior in right of payment to any existing and future obligations of the Company expressly subordinated in right of payment to the Notes;</li> <li>• at least <i>pari passu</i> in right of payment with the Existing <i>Pari Passu</i> Secured Indebtedness (as defined in “Description of the Notes”) and all other unsecured, unsubordinated Indebtedness of the Company (subject to any priority rights of such unsecured, unsubordinated Indebtedness pursuant to applicable law);</li> <li>• guaranteed by the Subsidiary Guarantors and the JV Subsidiary Guarantors (if any) on a senior basis, subject to the limitations described below under “Description of the Notes—The Subsidiary Guarantees and JV Subsidiary Guarantees” and in “Risk Factors—Risks Relating to the Subsidiary Guarantees, the JV Subsidiary Guarantees and the Collateral;”</li> <li>• effectively subordinated to all existing and future secured obligations (if any) of the Company, the Subsidiary Guarantors and the JV Subsidiary Guarantors, to the extent of the value of the assets serving as security therefor (except for the Collateral); and</li> <li>• effectively subordinated to all existing and future obligations of the Non-Guarantor Subsidiaries (as defined in the Description of the Notes).</li> </ul>
Subsidiary Guarantees .....	Each of the Subsidiary Guarantors will, jointly and severally, guarantee the due and punctual payment of the principal of, premium, if any, and interest on, and all other amounts payable under, the Notes.



A Subsidiary Guarantee may be released in certain circumstances. See “Description of the Notes—Release of the Subsidiary Guarantees and JV Subsidiary Guarantees.”

The initial Subsidiary Guarantors will consist of all of the Company’s Restricted Subsidiaries other than those Restricted Subsidiaries organized under the laws of the PRC.

All of the initial Subsidiary Guarantors are holding companies that do not have significant operations. See “Risk Factors—Risks Relating to the Subsidiary Guarantees, the JV Subsidiary Guarantees and the Collateral—Our initial Subsidiary Guarantors do not currently have significant operations and certain Subsidiary Guarantees may in some cases be replaced by limited-recourse guarantees.”

Any future Restricted Subsidiary, other than PRC Restricted Subsidiaries, Exempted Subsidiaries and Listed Subsidiaries, will provide a guarantee of the Notes as either a Subsidiary Guarantor or a JV Subsidiary Guarantor as soon as practicable after it becomes a Restricted Subsidiary or ceases to be an Exempted Subsidiary or a Listed Subsidiary.

Notwithstanding the foregoing, the Company may elect to have any future Restricted Subsidiary organized outside the PRC not provide a Subsidiary Guarantee or JV Subsidiary Guarantee at the time such Person becomes a Restricted Subsidiary (each such Person, an “Offshore Non-Guarantor Subsidiary” and, together with the PRC Non-Guarantor Subsidiaries, the “Non-Guarantor Subsidiaries,” *provided* that, after giving effect to the Consolidated Assets of such Restricted Subsidiary, the Consolidated Assets of all Restricted Subsidiaries organized outside the PRC (other than Exempted Subsidiaries or Listed Subsidiaries) that are not Subsidiary Guarantors or JV Subsidiary Guarantors do not account for 20% of the Total Assets of the Company.

Ranking of Subsidiary Guarantees . . . . . The Subsidiary Guarantee of each Subsidiary Guarantor:

- is a general obligation of such Subsidiary Guarantor;
- is effectively subordinated to secured obligations of such Subsidiary Guarantor, to the extent of the value of the assets serving as security therefor (except for the Collateral);
- is senior in right of payment to all future obligations of such Subsidiary Guarantor expressly subordinated in right of payment to such Subsidiary Guarantee;
- ranks at least *pari passu* in right of payment with the Existing *Pari Passu* Secured Indebtedness and all other unsecured, unsubordinated Indebtedness of such Subsidiary Guarantor (subject to any priority rights of such unsubordinated Indebtedness pursuant to applicable law); and

- is effectively subordinated to all existing and future obligations of the Non-Guarantor Subsidiaries.

The Subsidiary Guarantee of the Subsidiary Guarantor Pledgor:

- will be entitled to a first ranking security interest in the Collateral (subject to any Permitted Liens) pledged by such Subsidiary Guarantor Pledgor, shared on a *pari passu* basis pursuant to the Intercreditor Agreement (as defined below) with holders of the Existing *Pari Passu* Secured Indebtedness and any holders of Permitted *Pari Passu* Secured Indebtedness, as described below under “Description of the Notes—Security;” and
- will rank effectively senior in right of payment to the unsecured obligations of such Subsidiary Guarantor Pledgor with respect to the value of the Collateral securing such Subsidiary Guarantee (subject to any priority rights of such unsecured obligations pursuant to applicable law).

See “Risk Factors—Risks Relating to the Subsidiary Guarantees, the JV Subsidiary Guarantees and Collateral.”

JV Subsidiary Guarantees . . . . . A JV Subsidiary Guarantee instead of a Subsidiary Guarantee may be provided by a Subsidiary Guarantor following (i) a sale by the Company or any of its Restricted Subsidiaries of Capital Stock in such Subsidiary Guarantor, where such sale is for no less than 20% of the issued Capital Stock of such Subsidiary Guarantor or (ii) a purchase by the Company or any of its Restricted Subsidiaries of the Capital Stock in an Independent Third Party, such that such Independent Third Party will become a Restricted Subsidiary following such purchase. No JV Subsidiary Guarantee exists as of the Original Issue Date.

The JV Subsidiary Guarantee of each JV Subsidiary Guarantor:

- will be a general obligation of such JV Subsidiary Guarantor;
- will be enforceable only up to the JV Entitlement Amount;
- will be effectively subordinated to secured obligations of such JV Subsidiary Guarantor, to the extent of the value of the assets serving as security therefor;
- will be limited to the JV Entitlement Amount, and will be senior in right of payment to all future obligations of such JV Subsidiary Guarantor expressly subordinated in right of payment to such JV Subsidiary Guarantee; and
- will be limited to the JV Entitlement Amount, and will rank at least *pari passu* with all other unsecured, unsubordinated Indebtedness of such JV Subsidiary Guarantor (subject to any priority rights of such unsecured, unsubordinated Indebtedness pursuant to applicable law).

The Company may also deliver a JV Subsidiary Guarantee instead of a Subsidiary Guarantee on substantially similar conditions for certain Restricted Subsidiaries that are established after the Original Issue Date.

Security ..... The Company and the initial Subsidiary Guarantor Pledgor have pledged in favor of the Security Agent the capital stock of all of the initial Subsidiary Guarantors held directly by the Company or the initial Subsidiary Guarantor Pledgor (the “Collateral”) in order to secure the obligations of the Company under the Existing Pari Passu Secured Indebtedness and of such initial Subsidiary Guarantor Pledgor under their respective subsidiary guarantees of the Existing Pari Passu Secured Indebtedness.

The Company has agreed to extend, or cause the initial Subsidiary Guarantor Pledgor to extend, as the case may be, the benefit of the security interests created over the Collateral to the Holders on the Original Issue Date in order to secure the obligations of the Company under the Notes and the Indenture and of such initial Subsidiary Guarantor Pledgor under its Subsidiary Guarantee. Upon the execution of a supplement to the Intercreditor Agreement, such security interests will be so extended.

The Collateral securing the Notes and the Subsidiary Guarantees may be released or reduced in the event of certain asset sales and certain other circumstances. In addition, the Collateral will be shared on a pari passu basis pursuant to the Intercreditor Agreement, as supplemented, entered into by the holders of the Existing Pari Passu Secured Indebtedness and the holders of Permitted Pari Passu Secured Indebtedness in the future (subject to conditions of completion and accession to the Intercreditor Agreement). See “Description of the Notes—Security.”

Intercreditor Agreement ..... The Company, the initial Subsidiary Guarantor Pledgor, the Security Agent, the trustee with respect to the 2016 Notes and the trustee with respect to the June 2017 Notes, have entered into an intercreditor agreement dated June 15, 2017, as amended or supplemented from time to time, to which the trustee for the Notes will accede. This intercreditor agreement provides that the security interests held in the Collateral will be shared on a pari passu basis among the holders of the 2016 Notes, the holders of the June 2017 Notes, the holders of the July 2017 Notes, the holders of the September 2017 Notes, the holders of the Notes and the holders of other Permitted Pari Passu Secured Indebtedness.

Use of Proceeds ..... We intend to use the net proceeds to refinance certain of our existing indebtedness.

Optional Redemption ..... At any time prior to maturity, the Company may at its option redeem the Notes, in whole but not in part, at a redemption price equal to

100% of the principal amount of the Notes plus the Applicable Premium as of, and accrued and unpaid interest, if any, to (but not including) the redemption date, as set forth in “Description of the Notes—Optional Redemption.”

At any time and from time to time prior to maturity, the Company may redeem up to 35% of the aggregate principal amount of the Notes with the Net Cash Proceeds of one or more sales of Common Stock (as defined in the “Description of the Notes”) of the Company in an equity offering at a redemption price of 108.25% of the principal amount of the Notes, plus accrued and unpaid interest, if any, to (but not including) the redemption date, if any, to (but not including) the redemption date, subject to certain conditions.

Repurchase of Notes Upon a Change of Control Triggering Event . . . . . Upon the occurrence of a Change of Control Triggering Event, the Company will make an offer to repurchase all outstanding Notes at a purchase price equal to 101% of their principal amount plus accrued and unpaid interest, if any, to (but not including) the repurchase date.

Redemption for Taxation Reasons . . . . . Subject to certain exceptions and as more fully described herein, the Company may redeem the Notes, as a whole but not in part, at a redemption price equal to 100% of the principal amount thereof, together with accrued and unpaid interest, if any, to the date fixed by the Company for redemption, if the Company, a Subsidiary Guarantor or a JV Subsidiary Guarantor would become obligated to pay certain additional amounts as a result of certain changes in specified tax laws or certain other circumstances. See “Description of the Notes—Redemption for Taxation Reasons.”

Repurchase at the Option of Holders of the Notes . . . . . We shall, at the option of any Holder, repurchase all of the Notes held by such Holder at any time on or after February 1, 2020 at 100% of the principal amount of such Notes, plus accrued and unpaid interest, if any, to (but not including) the repurchase date.

Covenants . . . . . The Notes, the Indenture governing the Notes, the Subsidiary Guarantees and the JV Subsidiary Guarantees will limit the Company’s ability and the ability of its Restricted Subsidiaries to, among other things:

- incur or guarantee additional indebtedness and issue disqualified or preferred stock;
- make investments or other specified restricted payments;
- issue or sell capital stock of Restricted Subsidiaries;
- guarantee indebtedness of Restricted Subsidiaries;
- sell assets;
- create liens;
- enter into sale and leaseback transactions;
- enter into agreements that restrict the Restricted Subsidiaries’ ability to pay dividends, transfer assets or make intercompany loans;

- enter into transactions with shareholders or affiliates; and
- effect a consolidation or merger.

These covenants are subject to a number of important qualifications and exceptions described in “Description of the Notes—Certain Covenants.”

Transfer Restrictions .....	The Notes will not be registered under the Securities Act or under any state securities laws of the United States and will be subject to customary restrictions on transfer and resale. See “Transfer Restrictions.”
Form, Denomination and Registration ..	The Notes will be issued only in fully registered form, without coupons, in minimum denominations of US\$200,000 of principal amount and integral multiples of US\$1,000 in excess thereof and will be initially represented by the Global Certificate deposited with a common depository and registered in the name of the common depository or its nominee. Beneficial interests in the Global Certificate will be shown on, and transfers thereof will be effected only through, the records maintained by Euroclear and Clearstream.
Book-Entry Only .....	The Notes will be issued in book-entry form through the facilities of Euroclear and Clearstream. For a description of certain factors relating to clearance and settlement, see “Description of the Notes—Book-Entry; Delivery and Form.”
Delivery of the Notes .....	The Company expects to make delivery of the Notes against payment in same-day funds on or about February 1, 2018, which the Company expects will be the fifth business day following the date of this offering circular referred to as “T+5.” You should note that initial trading of the Notes may be affected by the “T+5” settlement. See “Plan of Distribution.”
Trustee .....	Citicorp International Limited
Paying Agent and Transfer Agent .....	Citibank, N.A., London Branch
Security Agent .....	Citicorp International Limited
Registrar .....	Citibank, N.A., London Branch
Listing .....	Approval in-principle has been received from the SGX-ST for the listing and quotation of the Notes on the SGX-ST. For so long as the Notes are listed on the SGX-ST and the rules of the SGX-ST so require, the Notes, if traded on the SGX-ST, will be traded in a minimum board lot size of S\$200,000 (or its equivalent in foreign currencies). Accordingly, the Notes, if traded on the SGX-ST, will be traded in a minimum board lot size of US\$200,000.

Ratings .....	The Notes are expected to be rated B+ by Fitch Ratings. A rating is not a recommendation to buy, sell or hold securities and may be subject to revision, suspension or withdrawal at any time by the assigning rating organization.
Security Codes .....	ISIN: XS1747665922 Common Code: 174766592
Governing Law .....	The Notes and the Indenture will be governed by and will be construed in accordance with the laws of the State of New York.
Risk Factors .....	For a discussion of certain factors that should be considered in evaluating an investment in the Notes, see “Risk Factors.”



## SUMMARY CONSOLIDATED FINANCIAL AND OTHER DATA

The following table presents our summary financial and other data. The summary consolidated income statements and other financial data for 2014, 2015 and 2016 and the summary consolidated balance sheets data as for December 31, 2014, 2015 and 2016 set forth below (except for EBITDA data) have been derived from our audited consolidated financial statements for 2015 and 2016 and as of December 31, 2015 and 2016, as audited by PricewaterhouseCoopers, our independent certified public accountants, and included elsewhere in this offering memorandum. The summary consolidated income statement and other financial data for the six months ended June 30, 2016 and 2017 and the summary consolidated balance sheet data as of June 30, 2017 set forth below (except for EBITDA data) have been derived from our unaudited interim condensed consolidated financial information for such period and as of such date, as reviewed by PricewaterhouseCoopers in accordance with Hong Kong Standard on Review Engagements 2410 “Review of Interim Financial Information Performed by the Independent Auditor of the Entity” issued by the Hong Kong Institute of Certified Public Accountants. Results for the interim period are not indicative of the results for the year. Our financial statements have been prepared and presented in accordance with HKFRS, which differ in certain respects from generally accepted accounting principles in other jurisdictions. The summary financial data below should be read in conjunction with our consolidated financial statements and the notes to those statements included elsewhere in this offering memorandum.

## SUMMARY CONSOLIDATED INCOME STATEMENTS AND OTHER FINANCIAL DATA

	For the year ended December 31,				For the six months ended June 30,		
	2014	2015	2016		2016	2017	
	(RMB'000)	(RMB'000)	(RMB'000)	(US\$'000)	(RMB'000)	(RMB'000)	(US\$'000)
				(unaudited)	(unaudited)	(unaudited)	(unaudited)
Revenue	4,099,230	7,414,576	11,371,663	1,677,410	6,983,410	11,900,869	1,755,472
Cost of sales	(2,959,228)	(4,700,368)	(9,069,848)	(1,337,874)	(5,698,424)	(9,691,237)	(1,429,534)
Gross profit	1,140,002	2,714,208	2,301,815	339,536	1,284,986	2,209,632	325,938
Selling and marketing costs	(288,873)	(395,833)	(473,370)	(69,826)	(237,573)	(197,328)	(29,107)
Administrative expenses	(267,006)	(273,020)	(477,911)	(70,496)	(183,373)	(319,473)	(47,125)
Fair value gains on the remeasurement of joint ventures	—	—	278,074	41,018	278,074	—	—
Fair value gains on investment properties	—	—	361,026	53,254	9,000	42,000	6,195
Other income	3,729	7,320	11,666	1,721	4,750	18,447	2,721
Operating profit	587,852	2,052,675	2,001,300	295,207	1,155,864	1,753,278	258,622
Finance income/(costs)—net	5,025	(11,176)	125,363	18,492	41,274	17,172	2,533
Share of profits of investments accounted for using the equity method, net	240,724	422,539	443,105	65,362	305,241	269,506	39,754
Profit before income tax	833,601	2,464,038	2,569,768	379,061	1,502,379	2,039,956	300,910
Income tax expenses	(331,962)	(1,058,097)	(866,900)	(127,875)	(485,585)	(921,950)	(135,995)
Profit for the year/period	501,639	1,405,941	1,702,868	251,186	1,016,794	1,118,006	164,915
<b>Profit for the year/period attributable to:</b>							
Owners of the Company	506,507	1,432,813	1,292,339	190,629	858,164	687,851	101,463
Non-controlling interests	(4,868)	(26,872)	308,510	45,508	133,661	305,403	45,049
Holders of Perpetual Capital Instruments	—	—	102,019	15,049	24,969	124,752	18,402
	501,639	1,405,941	1,702,868	251,186	1,016,794	1,118,006	164,915
Other financial data (unaudited):							
EBITDA <sup>(1)</sup>	842,284	2,490,346	2,462,682	363,265	1,468,076	2,055,634	303,222
EBITDA margin <sup>(2)</sup>	20.5%	33.6%	21.7%	21.7%	21.0%	17.3%	17.3%

---

*Notes:*

- (1) EBITDA consists of profit before income tax plus finance income/(costs)—net, depreciation of property, plant and equipment and amortization of intangible assets. EBITDA is not a standard measure under HKFRS. EBITDA is a widely used financial indicator of a company's ability to service and incur debt. EBITDA should not be considered in isolation or construed as an alternative to cash flows, net income or any other measure of financial performance or as an indicator of our operating performance, liquidity, profitability or cash flows generated by operating, investing or financing activities. EBITDA does not account for taxes, interest expense or other non-operating cash expenses. In evaluating EBITDA, we believe that investors should consider, among other things, the components of EBITDA such as revenue and selling and distribution expenses and administrative expenses and the amount by which EBITDA exceeds capital expenditures and other charges. We have included EBITDA because we believe it is a useful supplement to cash flow data as a measure of our performance and our ability to generate cash flow from operations to cover debt service and taxes. EBITDA presented herein may not be comparable to similarly titled measures presented by other companies. Investors should not compare our EBITDA to EBITDA presented by other companies because not all companies use the same definition. Investors should also note that EBITDA as presented herein may be calculated differently from Consolidated EBITDA as defined and used in the Indenture. See the section entitled "Description of the Notes—Definitions" for a description of the manner in which Consolidated EBITDA is defined for purposes of the Indenture.
- (2) EBITDA margin is calculated by dividing EBITDA by revenue.

## SUMMARY CONSOLIDATED BALANCE SHEETS

	As of December 31,				As of June 30,	
	2014	2015	2016		2017	
	(RMB'000)	(RMB'000)	(RMB'000)	(US\$'000)	(RMB'000)	(US\$'000)
				(unaudited)	(unaudited)	(unaudited)
<b>ASSETS</b>						
<b>Non-current assets</b>						
Property, plant and equipment	463,864	840,824	1,321,057	194,866	1,370,351	202,138
Land use rights	498,590	483,787	479,518	70,733	471,976	69,620
Investment properties	—	—	4,058,000	598,587	5,834,086	860,574
Prepayments	—	—	—	—	3,167,915	467,292
Intangible assets	3,368	2,774	4,876	719	5,069	748
Investments accounted for using the equity method	2,355,819	2,534,738	2,695,532	397,612	4,463,857	658,454
Other receivables	2,691	—	—	—	—	—
Available-for-sale financial assets	1,000	46,000	33,724	4,975	—	—
Term deposits	—	—	640,000	94,405	—	—
Deferred tax assets	134,412	151,282	258,949	38,197	217,680	32,110
	<u>3,459,744</u>	<u>4,059,405</u>	<u>9,491,656</u>	<u>1,400,094</u>	<u>15,530,934</u>	<u>2,290,935</u>
<b>Current assets</b>						
Properties under development	14,907,113	23,338,429	31,614,716	4,663,419	49,025,812	7,231,692
Completed properties held for sale	866,423	1,301,888	7,572,767	1,117,043	11,025,992	1,626,420
Trade and other receivables and prepayments	7,664,116	1,868,565	32,103,325	4,735,493	25,987,181	3,833,313
Amounts due from related parties	2,713,147	—	229,101	33,794	3,390,715	500,157
Amounts due from customers for contract works	114,627	143,361	1,249,435	184,301	1,629,979	240,435
Prepaid taxation	390,218	205,499	512,516	75,547	994,899	146,755
Available-for-sale financial assets	20,000	41,000	24,000	3,540	21,333	3,147
Term deposits with initial terms of over three months	—	1,021,799	3,677,169	542,411	3,422,471	504,841
Restricted cash	741,736	74,458	907,034	133,795	1,143,406	168,661
Cash and cash equivalents	657,637	2,742,466	11,525,557	1,700,110	6,445,664	950,786
	<u>28,075,017</u>	<u>30,737,465</u>	<u>89,415,260</u>	<u>13,189,453</u>	<u>103,087,452</u>	<u>15,206,209</u>
<b>Total assets</b>	<u>31,534,761</u>	<u>34,796,870</u>	<u>98,906,916</u>	<u>14,589,547</u>	<u>118,618,386</u>	<u>17,497,144</u>
<b>EQUITY</b>						
<b>Capital and reserves attributable to the owners of the Company</b>						
Share capital	—	—	12	2	12	2
Share premium	—	989,745	2,485,669	366,656	2,485,669	366,656
Reserves	1,020,877	3,312,777	4,984,837	735,302	5,699,622	840,739
	<u>1,020,877</u>	<u>4,302,522</u>	<u>7,470,518</u>	<u>1,101,960</u>	<u>8,185,303</u>	<u>1,207,397</u>
Non-controlling interests	8,169	770,210	12,386,271	1,827,072	13,254,574	1,955,154
Perpetual Capital Instruments	—	—	3,232,533	476,824	3,186,115	469,977
<b>Total equity</b>	<u>1,029,046</u>	<u>5,072,732</u>	<u>23,089,322</u>	<u>3,405,856</u>	<u>24,625,992</u>	<u>3,632,528</u>
<b>LIABILITIES</b>						
<b>Non-current liabilities</b>						
Deferred income tax liabilities	—	—	1,479,533	218,243	1,585,656	233,897
Borrowings	10,999,600	6,926,063	31,683,744	4,673,601	39,464,183	5,821,277
	<u>10,999,600</u>	<u>6,926,063</u>	<u>33,163,277</u>	<u>4,891,844</u>	<u>41,049,839</u>	<u>6,055,174</u>

	As of December 31,				As of June 30,	
	2014	2015	2016		2017	
	(RMB'000)	(RMB'000)	(RMB'000)	(US\$'000)	(RMB'000)	(US\$'000)
				(unaudited)	(unaudited)	(unaudited)
<b>Current liabilities</b>						
Trade and other payables . . . . .	1,277,317	2,273,632	10,947,247	1,614,805	15,071,945	2,223,230
Amounts due to related parties . . . . .	3,207,622	265,007	1,474,137	217,447	56,041	8,266
Dividend payable . . . . .	338,000	—	—	—	—	—
Pre-sale proceeds received from						
customers . . . . .	8,099,997	10,083,124	20,968,395	3,093,003	17,384,874	2,564,406
Current income tax liabilities . . . . .	323,979	729,812	1,531,018	225,837	1,546,414	228,108
Borrowings . . . . .	6,259,200	9,446,500	7,733,520	1,140,755	18,883,281	2,785,432
	<u>19,506,115</u>	<u>22,798,075</u>	<u>42,654,317</u>	<u>6,291,847</u>	<u>52,942,555</u>	<u>7,809,442</u>
<b>Total liabilities</b> . . . . .	<u>30,505,715</u>	<u>29,724,138</u>	<u>75,817,594</u>	<u>11,183,691</u>	<u>93,992,394</u>	<u>13,864,616</u>
<b>Total equity and liabilities</b> . . . . .	<u>31,534,761</u>	<u>34,796,870</u>	<u>98,906,916</u>	<u>14,589,547</u>	<u>118,618,386</u>	<u>17,497,144</u>
<b>Net current assets</b> . . . . .	<u>8,568,902</u>	<u>7,939,390</u>	<u>46,760,943</u>	<u>6,897,606</u>	<u>50,144,897</u>	<u>7,396,767</u>

## HISTORICAL FINANCIAL INFORMATION OF THE NINGBO HAILIANG GROUP

We acquired a 55% equity interest in Ningbo Hailiang and Anhui Hailiang, respectively, in the second half year of 2017. The following table presents the summary financial data of Ningbo Hailiang. The summary combined income statements and other financial data for 2014, 2015, 2016 and the six months ended June 30, 2016 and 2017 and the summary combined balance sheets data as of December 31, 2014, 2015 and 2016 and June 30, 2017 set forth below have been derived from the historical financial information for such period and as of such date, as audited by PricewaterhouseCoopers, an independent certified public accountants.

### Combined Income Statements

	Year ended December 31,				Six months ended June 30,		
	2014	2015	2016		2016	2017	
	RMB'000	RMB'000	RMB'000	US\$'000	RMB'000	RMB'000	US\$'000
				(Unaudited)	(Unaudited)		(Unaudited)
Revenue .....	1,064,342	3,477,339	5,270,440	777,431	1,435,351	1,543,440	227,670
Cost of sales .....	(988,329)	(2,484,183)	(4,657,428)	(687,007)	(1,128,550)	(1,174,483)	(173,245)
<b>Gross profit</b> .....	76,013	993,156	613,012	90,424	306,801	368,957	54,425
Selling and marketing cost ....	(116,436)	(115,895)	(163,582)	(24,130)	(70,402)	(72,469)	(10,690)
Administrative expenses .....	(105,249)	(120,333)	(120,624)	(17,793)	(72,650)	(63,482)	(9,364)
<b>Operating profit</b> .....	(145,672)	756,928	328,806	48,501	163,749	233,006	34,371
Finance income .....	1,716	2,379	4,410	651	1,912	3,497	516
Finance costs .....	—	—	—	—	—	—	—
Finance income — net .....	1,716	2,379	4,410	651	1,912	3,497	516
Share of loss of investments accounted for using the equity method, net .....	—	(4,204)	(7,085)	(1,045)	(3,183)	(3,989)	(589)
<b>(Loss)/profit before income tax</b> .....	(143,956)	755,103	326,131	48,107	162,478	232,514	34,298
Income tax expenses .....	(25,142)	(262,841)	(168,583)	(24,867)	(84,698)	(84,480)	(12,462)
<b>(Loss)/profit for the year/ period</b> .....	<u>(169,098)</u>	<u>492,262</u>	<u>157,548</u>	<u>23,240</u>	<u>77,780</u>	<u>148,034</u>	<u>21,836</u>
<b>(Loss)/profit for the year/ period attributable to:</b>							
Owners of the Ningbo							
Hailiang .....	(190,500)	492,297	159,032	23,459	79,263	149,144	22,000
Non-controlling interests .....	21,402	(35)	(1,484)	(219)	(1,483)	(1,110)	(164)
	<u>(169,098)</u>	<u>492,262</u>	<u>157,548</u>	<u>23,240</u>	<u>77,780</u>	<u>148,034</u>	<u>21,836</u>

# Combined Balance Sheets

	As of December 31,				As of June 30,	
	2014	2015	2016		2017	
	RMB'000	RMB'000	RMB'000	US\$'000 (Unaudited)	RMB'000	US\$'000 (Unaudited)
<b>ASSETS</b>						
<b>Non-current assets</b>						
Property, plant and equipment	12,232	10,614	8,413	1,241	7,330	1,081
Intangible assets	2,819	2,000	1,512	223	1,912	282
Investment in associates	—	69,296	65,072	9,599	58,349	8,607
Deferred income tax assets	66,020	32,160	39,601	5,841	60,799	8,968
	<u>81,071</u>	<u>114,070</u>	<u>114,598</u>	<u>16,904</u>	<u>128,390</u>	<u>18,938</u>
<b>Current assets</b>						
Properties under development	7,444,958	12,174,018	10,526,554	1,552,749	12,604,305	1,859,234
Completed properties held for sale	418,166	984,712	1,758,001	259,319	1,451,867	214,162
Trade and other receivables and prepayments	614,504	639,470	628,685	92,736	1,008,710	148,793
Amounts due from related parties	945,436	1,878,083	2,497,584	368,413	1,479,451	218,231
Amounts due from customers for contract works	4,943	—	—	—	—	—
Prepaid income taxation	22,186	54,439	167,256	24,672	304,118	44,860
Restricted cash	86,290	115,772	148,299	21,875	279,515	41,231
Cash and cash equivalents	223,688	721,089	1,053,598	155,414	1,217,272	179,557
	<u>9,760,171</u>	<u>16,567,583</u>	<u>16,779,977</u>	<u>2,475,178</u>	<u>18,345,238</u>	<u>2,706,068</u>
<b>Total assets</b>	<u>9,841,242</u>	<u>16,681,653</u>	<u>16,894,575</u>	<u>2,492,082</u>	<u>18,473,628</u>	<u>2,725,006</u>
<b>EQUITY</b>						
<b>Equity attributable to owners of Ningbo Hailiang</b>						
Combined capital	300,000	300,000	300,000	44,252	300,000	44,252
Other reserves	526,574	1,018,871	1,177,903	173,750	69,329	10,227
	<u>826,574</u>	<u>1,318,871</u>	<u>1,477,903</u>	<u>218,002</u>	<u>369,329</u>	<u>54,479</u>
<b>Non-controlling interests</b>	—	4,965	10,081	1,487	10,180	1,502
<b>Total equity</b>	<u>826,574</u>	<u>1,323,836</u>	<u>1,487,984</u>	<u>219,489</u>	<u>379,509</u>	<u>55,981</u>
<b>LIABILITIES</b>						
<b>Non-current liabilities</b>						
Borrowings	596,091	1,526,501	1,720,000	253,714	1,287,000	189,843
<b>Current liabilities</b>						
Pre-sale proceeds received from customers	4,019,134	5,751,125	8,536,845	1,259,252	11,426,912	1,685,559
Amounts due to related parties	2,812,712	3,525,159	2,175,244	320,866	1,434,607	211,616
Amounts due to customers for contract works	—	58,393	7,644	1,128	115	17
Trade and other payables	1,228,837	1,350,628	1,765,141	260,371	1,942,485	286,532
Borrowings	303,909	3,061,368	1,126,501	166,168	2,003,000	295,458
Current income tax liabilities	53,985	84,643	75,216	11,094	—	—
	<u>8,418,577</u>	<u>13,831,316</u>	<u>13,686,591</u>	<u>2,018,879</u>	<u>16,807,119</u>	<u>2,479,182</u>
<b>Total liabilities</b>	<u>9,014,668</u>	<u>15,357,817</u>	<u>15,406,591</u>	<u>2,272,593</u>	<u>18,094,119</u>	<u>2,669,025</u>
<b>Total equity and liabilities</b>	<u>9,841,242</u>	<u>16,681,653</u>	<u>16,894,575</u>	<u>2,492,082</u>	<u>18,473,628</u>	<u>2,725,006</u>



## HISTORICAL FINANCIAL INFORMATION OF THE ANHUI HAILIANG GROUP

The following table presents the summary financial data of Anhui Hailiang. The summary consolidated income statements and other financial data for 2014, 2015, 2016 and the six months ended June 30, 2016 and 2017 and the summary consolidated balance sheets data as of December 31, 2014, 2015 and 2016 and June 30, 2017 set forth below have been derived from the historical financial information for such period and as of such date, as audited by PricewaterhouseCoopers, an independent certified public accountants.

### Consolidated Income Statements

	Year ended December 31,				Six months ended June 30,		
	2014	2015	2016		2016	2017	
	RMB'000	RMB'000	RMB'000	US\$'000 (Unaudited)	RMB'000 (Unaudited)	RMB'000	US\$'000 (Unaudited)
Revenue . . . . .	1,935,217	5,712,872	5,276,357	778,304	2,786,840	1,101,666	162,504
Cost of sales . . . . .	(1,686,463)	(4,571,101)	(4,618,588)	(681,278)	(2,499,670)	(913,633)	(134,768)
<b>Gross profit . . . . .</b>	<b>248,754</b>	<b>1,141,771</b>	<b>657,769</b>	<b>97,026</b>	<b>287,170</b>	<b>188,033</b>	<b>27,736</b>
Selling and marketing cost . . .	(97,448)	(89,725)	(80,083)	(11,813)	(37,936)	(41,779)	(6,163)
Administrative expenses . . . . .	(76,941)	(73,755)	(55,419)	(8,175)	(33,091)	(14,440)	(2,130)
<b>Operating profit . . . . .</b>	<b>74,365</b>	<b>978,291</b>	<b>522,267</b>	<b>77,038</b>	<b>216,143</b>	<b>131,814</b>	<b>19,443</b>
Finance income . . . . .	2,212	4,755	4,309	636	1,555	2,791	412
Finance costs . . . . .	—	—	—	—	—	—	—
Finance income — net . . . . .	2,212	4,755	4,309	636	1,555	2,791	412
<b>Profit before income tax . . . .</b>	<b>76,577</b>	<b>983,046</b>	<b>526,576</b>	<b>77,674</b>	<b>217,698</b>	<b>134,605</b>	<b>19,855</b>
Income tax expense . . . . .	(73,730)	(309,197)	(159,383)	(23,510)	(63,343)	(40,362)	(5,953)
<b>Profit for the year/period . . .</b>	<b>2,847</b>	<b>673,849</b>	<b>367,193</b>	<b>54,164</b>	<b>154,355</b>	<b>94,243</b>	<b>13,902</b>

# Consolidated Balance Sheets

	As of December 31,				As of June 30,	
	2014	2015	2016		2017	
	RMB'000	RMB'000	RMB'000	US\$'000 (Unaudited)	RMB'000	US\$'000 (Unaudited)
<b>ASSETS</b>						
<b>Non-current assets</b>						
Property, plant and equipment	7,642	6,089	4,238	625	3,309	488
Intangible assets	1,134	949	762	112	669	99
Deferred income tax assets	56,933	38,787	37,227	5,491	54,006	7,966
	<u>65,709</u>	<u>45,825</u>	<u>42,227</u>	<u>6,228</u>	<u>57,984</u>	<u>8,553</u>
<b>Current assets</b>						
Properties under development	8,326,176	5,747,836	2,828,736	417,261	2,413,657	356,033
Completed properties held for sale	147,043	1,250,192	1,858,526	274,147	1,834,180	270,556
Trade and other receivables and prepayments	300,991	314,281	656,336	96,815	786,990	116,087
Amounts due from related parties	1,116,554	780,254	1,556,570	229,606	1,611,705	237,739
Prepaid income taxation	72,427	63,708	96,704	14,265	182,516	26,923
Restricted cash	828,242	389,336	372,710	54,978	393,080	57,982
Cash and cash equivalents	185,369	121,194	253,570	37,404	430,265	63,467
	<u>10,976,802</u>	<u>8,666,801</u>	<u>7,623,152</u>	<u>1,124,476</u>	<u>7,652,393</u>	<u>1,128,787</u>
<b>Total assets</b>	<u>11,042,511</u>	<u>8,712,626</u>	<u>7,665,379</u>	<u>1,130,704</u>	<u>7,710,377</u>	<u>1,137,340</u>
<b>EQUITY</b>						
<b>Equity attributable to owners of Anhui Hailiang</b>						
Share capital	162,500	162,500	162,500	23,970	162,500	23,970
Other reserves	450,252	774,101	1,141,294	168,350	685,537	101,122
<b>Total equity</b>	<u>612,752</u>	<u>936,601</u>	<u>1,303,794</u>	<u>192,320</u>	<u>848,037</u>	<u>125,092</u>
<b>LIABILITIES</b>						
<b>Non-current liabilities</b>						
Borrowings	400,620	150,000	200,000	29,502	140,000	20,651
<b>Current liabilities</b>						
Trade and other payables	1,021,484	1,307,292	2,040,691	301,018	1,730,952	255,329
Amounts due to related parties	1,051,520	795,247	1,029,966	151,928	473,787	69,887
Pre-sale proceeds received from customers	6,565,165	4,730,597	2,843,343	419,415	3,976,751	586,602
Current income tax liabilities	8,400	92,269	177,585	26,195	181,850	26,824
Borrowings	1,382,570	700,620	70,000	10,326	359,000	52,955
	<u>10,029,139</u>	<u>7,626,025</u>	<u>6,161,585</u>	<u>908,882</u>	<u>6,722,340</u>	<u>991,597</u>
<b>Total liabilities</b>	<u>10,429,759</u>	<u>7,776,025</u>	<u>6,361,585</u>	<u>938,384</u>	<u>6,862,340</u>	<u>1,012,248</u>
<b>Total equity and liabilities</b>	<u>11,042,511</u>	<u>8,712,626</u>	<u>7,665,379</u>	<u>1,130,704</u>	<u>7,710,377</u>	<u>1,137,340</u>

Pursuant to the sale and purchase agreements dated July 27, 2017, we acquired a 55% equity interest in each of Ningbo Hailiang and Anhui Hailiang, at an aggregate cash consideration of RMB2,896,524,000. The fair value of the net assets and liabilities acquired from Ningbo Hailiang and Anhui Hailiang takes into account pro forma

adjustments as we are required to account for such assets of liabilities at their fair values in accordance with using the acquisition accounting method in accordance with Hong Kong Financial Reporting Standard 3 (Revised) Business Combinations issued by the Hong Kong Institute of Certified Public Accountants. These pro forma adjustments also include adjustments for the estimated transaction costs, which mainly include professional fees payable by us in connection with the acquisition. The difference between the cash consideration and the fair value of the net assets acquired is recognized as goodwill.

## RISK FACTORS

*You should carefully consider the risks and uncertainties described below and other information contained in this offering memorandum before making an investment decision. The risks and uncertainties described below may not be the only ones that we face. Additional risks and uncertainties that we are not aware of or that we currently believe are immaterial may also adversely affect our business, financial condition or results of operations. If any of the possible events described below occur, our business, financial condition or results of operations could be materially and adversely affected. In such case, we may not be able to satisfy our obligations under the Notes, and you could lose all or part of your investment.*

### RISKS RELATING TO OUR BUSINESS

**We are and will continue to be dependent on the performance of the PRC property market, particularly in Fujian province and the other regions where we operate and intend to operate, and therefore any potential decline in demand for properties, property sales or property prices in the PRC, particularly in the cities where we have operations, could have a material adverse effect on our results of operations, financial condition and business prospects**

Our business and prospects depend on the performance of the PRC property market. As of June 30, 2017, we had 76 property development projects in Fujian province and neighboring provinces in Eastern China developed by our subsidiaries joint ventures and associated companies. As of the same date, we had four projects we jointly controlled with other property developers and one project we operated with another property developer in which we had no control, generally in the same region. We also intend to enter certain other regions and cities in China. Any adverse development in the supply of or demand for properties and any measures that the PRC government may take in restricting the growth of the property market in China, particularly with respect to residential properties, which account for most of our development portfolio, and in the cities where we have or plan to have projects, may adversely affect our results of operations, financial condition and business prospects.

The overall demand for residential and commercial properties in China has grown rapidly in recent years. However, the market also experienced fluctuations in property prices during this period in response to PRC government policies and trends in the PRC and world economy. There have been increasing concerns over the affordability of housing and the sustainability of the real estate market growth in China. As a result, the PRC government has in recent years promulgated various control measures aimed at cooling the property sector. See “—Risks Relating to the PRC—The PRC government may adopt further measures to regulate the property sector” and “—Risks Relating to the PRC—Our business will be adversely affected if mortgage financing becomes more costly or otherwise less attractive or available” below. We cannot assure you that such measures will not have a negative impact on our business or that the demand for new properties in first and second-tier cities and regional centers where we have or will have operations (either directly through our subsidiaries or indirectly through joint ventures or associated companies) will continue to grow in the future or that there will not be over-development or a market downturn in the PRC property sector. Recently, the property market in the PRC has witnessed signs of a slowdown, with some developers reported to have lowered prices in order to stimulate sales and some local governments reported to have relaxed property purchase restrictions previously imposed as cooling measures to help boost demand. Any continuing adverse development and the ensuing decline in property sales or decrease in property prices in China may adversely affect our business and financial condition.

**We may not be able to identify suitable land or acquire land use rights for future development at commercially reasonable costs, or at all, in which event our business, results of operations and financial condition as well as prospects may be materially and adversely affected**

Our business is dependent upon our ability to identify and acquire suitable land at commercially reasonable costs and our ability to generate profit from the sale of properties developed on such land. We need to

periodically replenish our land reserves in order to grow our business. We have set clear criteria for site selection for the properties we develop. See “Business—Our Property Development Management.” We may incur significant costs in identifying, evaluating and acquiring suitable new land for development following our criteria. Our future growth prospects and results of operations may be adversely affected if we fail to identify and acquire sufficient amount of such suitable new land for development and to achieve reasonable returns upon the sale or lease of these properties.

The PRC government’s policies on land supply may affect our ability to acquire land use rights for future developments and land acquisition costs. The PRC government controls land supply and regulates the ways in which property developers may obtain land for property development. Such measures and any other similar measures in the future may subject us to increased competition from other property developers. Changes in government policy that reduce land supply or limit our ability to tender for land may materially and adversely affect our business and financial condition.

**We conduct a large part of our operations in, and derived substantially all of our revenue in 2014, 2015, 2016 and the six months ended June 30, 2017 from, Fujian province and we may not successfully manage our expansion and growth**

As of June 30, 2017, we had a total of 76 property development projects, 35 of which were in Fujian province. During 2014, 2015 and 2016 and the six months ended June 30, 2017, we derived substantially all of our revenue from nine property development projects in Fujian province. In addition, as of June 30, 2017, we had 18 projects that were under development or held for future development through our subsidiaries with a total estimated GFA attributable to us of approximately 3.7 million sq.m. in Fujian province. Our business and prospects therefore are highly dependent upon the performance of the property market in Fujian province. As a result, we are exposed to a greater geographical concentration risk than some of our competitors in the PRC whose operations are more geographically diversified. For as long as our operations remain substantially concentrated in Fujian province, if Fujian province experiences any significant economic downturn due to imbalances in the local economy, disturbances in local financial markets, natural disasters, epidemic, hostilities or any other reason, or if more restrictive government policies on the property market are imposed in Fujian province, or if the conditions of Fujian province’s property market otherwise declines, our business, results of operations and financial condition may be materially and adversely affected.

In order to achieve sustainable growth, we may need to continue to seek development opportunities in selected regions in the PRC with potential for growth where we have no existing operations. For example, we have expanded into Shanghai and Hangzhou and intend to expand into other first- and second-tier cities which we believe have great growth potential, such as Beijing and Guangzhou. Another example is our acquisitions of Anhui Hailiang and Ningbo Hailiang in the second half year of 2017, through which we expanded into Suzhou, Hefei, Zhengzhou, Bengbu and other second- or third- tier cities in western and central China.

However, we may not be able to achieve our planned expansion objectives and our experience as a property developer in our existing markets may not be applicable in other regions. We may face intense competition from developers with greater financial resources, established experience or presence in these new markets, and from other developers with similar expansion plans. In addition, business expansion or land acquisition requires a significant amount of capital investment and human resources, and may divert our existing resources including the attention of our management. Additionally, we may not be able to hire, train or retain sufficient talent to manage our operations in the new markets. For example, in July 2017, we acquired a 55% equity interest in Ningbo Hailiang and Anhui Hailiang at a cash consideration of RMB2,264.0 million (US\$334.0 million) and RMB632.5 million (US\$93.3 million), respectively. The acquisitions of Ningbo Hailiang and Anhui Hailiang have taken up our cash resources and could strain our managerial and operational resources. If we are unable to successfully integrate the new projects of Ningbo Hailiang and Anhui Hailiang with our existing operations and achieve related synergies, or to adapt to the evolving competitive environment in the newly-entered regions, which may be different from what we are familiar with, our ability to grow our business and increase our revenue may be materially and adversely affected. As a result, our inability to develop, manage and integrate new projects and businesses may adversely affect our operating efficiency and the success of our expansion plans, which consequently may adversely affect our business, financial condition and future prospects.

**Our results of operations in 2014, 2015, 2016 and the six months ended June 30, 2017 may not be representative of our future performance**

We experienced rapid revenue growth in 2014, 2015, 2016 and the six months ended June 30, 2017. In 2014, 2015 and 2016, our revenue was RMB4,099.2 million, RMB7,414.6 million and RMB11,371.7 million (US\$1,677.4 million), respectively, representing a CAGR of 66.56%. For the six months ended June 30, 2016 and 2017, our revenue was RMB6,983.4 million and RMB11,900.9 million (US\$1,755.5 million), respectively, representing an increase of 70.4%.

We cannot assure you that we will grow at a high rate, or at all, or that we will not experience a decrease in revenue. We have faced and will continue to face challenges including rising development and administrative costs and increasing competition for employees and future growth opportunities. As a result, our past results of operations may not be representative of our future performance.

**We generated substantially all of our revenue in 2014, 2015, 2016 and the six months ended June 30, 2017 from the sale of properties and our results of operations may fluctuate due to factors such as the schedule of our property development and the timing of property sales**

In 2014, 2015, 2016 and the six months ended June 30, 2017, we derived substantially all of our revenue from the sale of properties. Our results of operations may fluctuate due to factors such as the schedule of our property development and the timing of property sales.

We generally recognize revenue from sale of a property upon the completion of property construction and the issuance of a notice of delivery of property to the buyer, at which point we believe the significant risks and rewards of ownership are transferred to the buyer. Due to capital requirements for land acquisition and construction, limited land supply and the time required for completing a project, we can undertake only a limited number of property development projects at a time. In addition, since the timing of delivery of our properties varies according to our construction timetable, our revenue and results of operations may vary significantly from period to period depending on the number of properties delivered during a specific period. As a result, our period-to-period comparisons of results of operations and cash flow positions may not be indicative of our future results of operations and may not be as meaningful measures of our financial performance of a specific period as they would be for a company with a greater proportion of steady recurring revenues. Furthermore, our property development may be delayed or adversely affected by a combination of factors, including market or economic conditions, natural disasters, adverse weather conditions, delays in obtaining requisite permits and approvals from relevant government authorities as well as other factors beyond our control, which may in turn adversely affect our revenue recognition and consequently our cash flow and results of operations.

**We may not be able to complete our projects according to schedule which may adversely affect our business and financial condition**

- The progress of a property development project can be adversely affected by many factors, including:
- changes in market conditions including the credit market;
- delays in obtaining necessary licenses, permits or approvals from government agencies or authorities;
- changes in government rules and regulations and the related practices and policies, including reclamation of land for public works or facilities;
- disputes with our joint venture partners;
- increases in the prices of raw materials;
- shortages of materials, equipment, contractors and skilled labor;
- latent soil or subsurface conditions and latent environmental damage requiring remediation;
- unforeseen engineering, design, environmental or geographic problems;
- labor disputes and strikes;
- construction accidents;

- natural disasters or adverse weather conditions; and
- other unforeseen problems or circumstances.

Construction delays or failure to complete the construction of a project according to its planned specifications, schedules or budgets as a result of the above factors may adversely affect our business and financial condition and may also cause reputational damage. We cannot assure you that we will not experience such delays in delivery of our property projects in the future or that we will not be subject to any liabilities for any such delays.

**We had significant cash outflow from operations in 2014, 2016 and the six months ended June 30, 2017 and we may not be able to timely obtain sufficient financing to fund our land acquisitions or property developments**

Property development usually requires substantial capital investment during the land acquisition and construction period. It is not unusual for a property developer to generate negative operating cash flow over a particular period when the cash outlay for land acquisition and construction expenditures during that period, after offsetting changes in other working capital items, exceeds the cash inflow from property sales over the same period. We experienced significant cash outflow from operating activities in 2014, 2016 and the six months ended June 30, 2017 as we rapidly expanded our land bank and development activities. In 2014, 2016 and the six months ended June 30, 2017, we had net cash used in operating activities of RMB6,343.5 million, RMB17,160.8 million (US\$2,531.4 million) and RMB13,862.9 million (US\$2,044.9 million), respectively. Furthermore, in July 2017, we acquired a 55% equity interest of Ningbo Hailiang and Anhui Hailiang at a cash consideration of RMB2,264.0 million (US\$334.0 million) and RMB632.5 million (US\$93.3 million), respectively. See “Business” for details. The acquisitions of Ningbo Hailiang and Anhui Hailiang have further taken up and constrained our cash resources. We therefore require external funding to expand our business and to acquire land and develop new projects. We typically use internal funds, proceeds from pre-sales of our properties and bank loans, trust financing and other borrowings to finance the construction costs for our property developments. We expect to continue to fund our projects through these sources. However, we cannot assure you that such funds will be sufficient or that any additional external financing can be obtained on satisfactory or commercially reasonable terms, or at all.

A number of factors, such as general economic conditions, our financial performance, credit availability from financial institutions and monetary policies in the PRC, may affect our ability to obtain adequate financing for our projects on favorable terms, if at all. Many of these factors are beyond our control. The PRC government has in recent years taken a number of measures in the financial sector to further tighten lending requirements for property developers to cool down excessive growth in the property sector, which, among other things:

- prohibit PRC commercial banks from extending loans to property developers to finance land premiums;
- restrict PRC commercial banks from extending loans for the development of villas;
- restrict PRC commercial banks from granting or extending revolving credit facilities to property developers that hold a large amount of idle land and vacant commodity properties;
- prohibit PRC commercial banks from taking commodity properties that have been vacant for more than three years as security for mortgage loans;
- prohibit PRC commercial banks from granting loans to development projects that fail to meet capital ratio requirements or lack the required government permits and certificates; and
- prohibit property developers from using borrowings obtained from any local banks to fund property developments outside that local region.

In addition, PBOC regulates the reserve requirement ratio for commercial banks in the PRC, which affects the availability and cost of financing from them. PBOC adjusted the bank reserve requirement ratio twice in



2012, twice in 2014 and five times in 2015 and once in 2016. The reserve requirement ratio for commercial banks currently ranges from 13.0% to 16.5%. We cannot assure you that the PRC government will not introduce other measures which may limit our access to capital resources. The foregoing and other governmental actions and policy initiatives may limit our ability to use bank borrowings or trust and other borrowings to finance our property developments and, therefore, may require us to maintain a relatively high level of internally sourced cash or obtain funding at a higher cost. As a result, our business, results of operations, and financial condition may be materially and adversely affected.

**We are subject to certain restrictive covenants in and risks associated with bank borrowings, trust and other borrowings, which may limit or otherwise materially and adversely affect our business, results of operations and financial condition**

We are subject to certain restrictive covenants in our loan and financing agreements with certain banks, trust companies and other financial institutions. Some of our loan agreements, for example, obligate our borrowing subsidiaries to maintain certain financial ratios. In addition, certain loan agreements contain covenants pursuant to which we or our borrowing subsidiaries may not enter into merger, joint venture or restructuring transactions, decrease registered share capital, transfer material assets, liquidate, change shareholdings or distribute dividends without the lenders' prior written consent.

Our trust and other borrowings generally also contain certain covenants stipulating, among others, that we or our borrowing subsidiaries will not repay shareholders' loans, misuse proceeds, provide guarantees, distribute dividends, enter into merger, joint venture or acquisition transactions, transfer material assets or change registered share capital without notifying the lender, obtaining a prior consent from the lender or fully repaying the outstanding amount under the relevant agreements. Pursuant to some of the trust financing arrangements, the trust companies have veto rights over certain of our corporate actions. In addition, many of our trust and other borrowings are secured by either a pledge or a transfer, or both, of our equity interests in the relevant project company subsidiary to the lender.

If we fail to comply with any of those covenants resulting in the lenders' requests for acceleration or other default remedies, we may lose part or all of our equity interests in the relevant project company subsidiaries and/or our share in the asset value of the relevant property projects. The occurrence of any of the above events may have a material adverse effect on our business, financial condition and results of operations.

**If we fail to collect our receivables, our financial condition, results of operations and cash flow may be materially and adversely affected**

We recorded trade and other receivables in the amount of RMB261.3 million, RMB433.2 million, RMB2,424.6 million (US\$357.6 million) and RMB4,925.6 million (US\$726.6 million) as of December 31, 2014, 2015 and 2016 and June 30, 2017, respectively. One of the receivables is a payment due from the Xiangcheng district government, Zhangzhou, in relation to certain contractual arrangements for the construction of a road and preparation of adjacent land parcels. We cannot assure you that we will be able to collect receivables from our debtors, including Xiangcheng district government, in full or in a timely manner. We could be forced to write off certain receivables in accordance with HKFRS if our debtors, including Xiangcheng district government, failed to honor their repayment obligations. In addition, we may incur expenses and have management resources diverted relating to the collection of our receivables, such as through legal proceedings. As such, our financial condition, results of operations and cash flow may be materially and adversely affected.

**Increasing competition in the PRC, particularly from developers of properties similar to ours in the Western Taiwan Straits Economic Zone and the other cities where we operate or intend to operate, may adversely affect our business and financial condition**

In recent years, a large number of property developers have undertaken property development and investment projects in the Western Taiwan Straits Economic Zone and first and second-tier cities in China,

including property developments similar to ours. Our major competitors include large national and regional property developers and overseas developers, some of which may have better track records and greater financial and other resources than us. In addition, we also compete with small local property developers. Intense competition among property developers in first and second-tier cities in China for land, financing, raw materials and skilled management and labor resources may result in increased cost for land acquisition and construction, an oversupply of properties available for sale and a decrease in property prices. Any of the above may adversely affect our business, results of operations and financial condition. In addition, the property markets in first and second-tier cities in China are rapidly changing in response to various external factors beyond our control. If we fail to respond to these changes in market conditions or customer preferences more swiftly or effectively than our competitors, our business, results of operations and financial condition could be adversely affected.

**Our business may be adversely affected if we fail to obtain, or if there is any delay in obtaining, the relevant PRC governmental approvals for our property development projects**

We are required to obtain various permits, licenses, certificates and other approvals from the relevant PRC government authorities at various stages of project development including, but not limited to, state-owned land use rights certificates, planning permit for construction land, planning permits for construction works, permits for commencement of construction works, pre-sale permits for commodity properties and certificates or confirmations of completion and acceptance. In particular, we are required to obtain state-owned land use rights certificates before commencing any property development and such certificates would generally only be issued after certain conditions have been satisfied. Such conditions include the relevant project company having executed the state-owned land use rights granting contracts (國有土地權出讓合同) with the relevant authorities whereby the land use rights are granted to the relevant project company, provided we have paid the land premium in full.

As of June 30, 2017, we had a total attributable site area of approximately 0.3 million sq.m. in properties held for future development, corresponding to approximately 1.3 million sq.m. in attributable estimated GFA, for which we had not obtained the relevant land use rights certificates. We had either paid the relevant land premiums and were awaiting the relevant government agencies to issue the land use rights certificates or had not paid the relevant land premiums because (a) the relevant local governments had extended the relevant payment period as they had not completed resettlement and infrastructure work in relation to the land parcels or (b) the relevant land premiums had not become due. The aggregate amount of the outstanding land premiums was approximately RMB58.1 million as of June 30, 2017. We expect to make the payments pursuant to the land grant contracts and apply for the land use rights certificates in due course.

We cannot assure you that we will not encounter similar problems with respect to continuing scheduled land premium payments, including the outstanding ones described above, going forward, for similar or other reasons. See “—We may be subject to sanctions by the PRC government if we fail to comply with relevant PRC laws and regulations or be subject to late fees if we breach the terms of the land grant contracts” below. We cannot assure you that we will receive the various land use rights certificates within the expected time frame, because the timing of issuance of such certificates may be subject to factors out of our control, including the relevant government resettlement schedules. If we fail to receive such certificates, our development schedule may be disrupted, which, in turn, may have a material and adverse effect on our business, results of operations and financial condition.

We cannot assure you that we will not encounter problems in obtaining other government approvals or in fulfilling the conditions required for obtaining other government approvals and certificates. If we fail to obtain the relevant approvals or to fulfill the conditions of the approvals and certificates for our property development, those developments may not proceed on schedule. As a result, our business, results of operations and financial condition may be materially and adversely affected.

**We are exposed to contractual and legal risks related to pre-sales, which could have a material adverse effect on our business, financial condition and result of operations**

We make certain undertakings in our pre-sale contracts, and our pre-sale contracts and the PRC laws and regulations provide for remedies for breach of these undertakings. For example, if we fail to complete a pre-sold property on time, we may be liable to the relevant customers for such late delivery under the relevant pre-sale contracts or pursuant to relevant PRC laws and regulations. If our delay extends beyond a specified period, the purchasers may terminate their pre-sale contracts and claim for damages. A customer may also refuse to accept the delivery or even terminate the pre-sale contracts if the GFA of the relevant unit, as set out in the individual property ownership certificate, deviates by more than 3% from the GFA of that unit set out in his or her contract. We cannot assure you that we will not experience any delays in the completion and delivery of our properties, nor that the GFA for a delivered unit will not deviate more than 3% from the GFA set out in the relevant pre-sale contract. Any of such factors could have a material adverse effect on our business, financial condition and results of operations.

**We may not be able to realize the anticipated economic and other benefits from our joint ventures, and disputes with joint venture partners or any violation of PRC laws by our joint ventures may adversely affect our business, results of operations and financial condition**

We have formed joint ventures with other property developers to develop projects and may continue to do so in the future. As of June 30, 2017, we had 11 projects we jointly controlled with other property developers and one project operated with another property developer in which we had no control. We relied to a considerable extent on joint venture projects for profitability in 2014, 2015, 2016 and the six months ended June 30, 2017. During the same period, we recorded our “share of profits of investments accounted for using the equity method, net” of RMB240.7 million, RMB422.5 million, RMB443.1 million (US\$65.4 million) and RMB269.5 million (US\$39.8 million), respectively, accounting for 28.9%, 17.1%, 17.2% and 13.2%, respectively, of our profit before income tax. In addition, as of December 31, 2014, 2015 and 2016 and June 30, 2017, we recorded amounts due from joint ventures of RMB2,521.1 million, nil, RMB229.1 million (US\$33.8 million) and RMB3,390.7 million (US\$500.2 million), respectively. We and our joint venture partners provided such amounts to the project companies in proportion to our shareholding percentages in order to fund the project companies’ land acquisition and as working capital. Once these project companies obtain external borrowings or commence pre-sale and generate cash flow, they will repay the amounts due to us on demand. Therefore, the timing of such joint ventures’ capital outlays may materially and adversely affect our results of operations.

The success of a joint venture depends on a number of factors, some of which are beyond our control. As a result, we may not be able to realize the anticipated economic and other benefits from our joint ventures. In addition, in accordance with PRC law, certain matters relating to joint ventures require the consent of all parties to the joint ventures. Joint ventures may involve risks associated with, among others, the possibility that our joint venture partners may:

- have economic or business interests or goals inconsistent with ours;
- take actions contrary to our instructions, requests or our policies or objectives;
- be unable or unwilling to fulfill their obligations under the relevant joint venture agreements;
- have financial difficulties; or
- have disputes with us as to the scope of their responsibilities and obligations.

In addition, since we do not have full control over the business and operations of our joint ventures, we cannot assure that they have been, or will be in strict compliance with all applicable PRC laws and regulations. We cannot assure you that we will not encounter problems with respect to our joint ventures or our joint ventures will not violate applicable PRC laws and regulations, which may have an adverse effect on our business, results of operations and financial condition.

**The illiquidity of property investments or fluctuations in property value could limit our ability to respond to adverse changes in the performance of our investment properties or reduce our share of economic benefits of investment properties held by our joint ventures**

We plan to hold a portion of the properties we have developed as investment properties. See “Business—Our Hotels and Investment Properties.” In addition, our joint ventures have substantial holdings of investment properties and we derived the benefit of substantial amounts of fair value gains on investment properties held by the joint ventures via our share of their profits in 2014, 2015 and 2016. Shiou Group, our 50% owned joint venture and its subsidiaries before March 28, 2016, recorded such valuation gains of RMB505.0 million, RMB71.3 million and RMB2.0 million (US\$0.3 million) in 2014, 2015 and for the period from January 1, 2016 to March 28, 2016, respectively, representing 69.0%, 3.6% and 6.9%, respectively, of the Shiou Group’s total profit before income tax for the same periods. On March 28, 2016, the joint venture partner of Shiou Group transferred the controlling rights of the jointly controlled projects to us. Following the consolidation, Shiou Group is consolidated as our 50% owned subsidiary. We recorded fair value gains on investment properties of RMB38 million (US\$5.6 million) for the six months ended June 30, 2017. Because property investments in general are relatively illiquid, one’s ability to promptly sell one or more of investment properties in response to changing economic, financial and investment conditions is limited. The property market is affected by various factors, such as general economic conditions, availability of financing, interest rates and general supply and demand, many of which are beyond our control. We or our joint ventures cannot predict whether we or our joint ventures will be able to sell any investment properties on satisfactory terms, or whether any price or other terms offered by a prospective purchaser would be acceptable to us or our joint ventures. We or our joint ventures also cannot predict the length of time needed to find a purchaser and to complete the sale of a property. In addition, if we or our joint ventures sell an investment property during the term of that property’s management agreement or tenancy agreement, we or our joint ventures may have to pay termination fees. Furthermore, we cannot assure you that we or our joint ventures will achieve fair value gains on our or their investment properties.

**Changes in interest rates have affected and will continue to affect our financing costs and, ultimately, our results of operations**

Changes in interest rates have affected and will continue to affect our financing costs and, ultimately, our results of operations. Since 2012, the PRC government reduced base interest rates many times to stimulate the economy. The one-year benchmark lending rate was decreased to 6.31% on June 8, 2012, to 6.00% on July 6, 2012, to 5.60% on November 22, 2014, to 5.35% on March 1, 2015, to 5.10% on May 11, 2015, to 4.85% on June 28, 2015, to 4.6% on August 26, 2015 and further to 4.35% on October 24, 2015. As of June 30, 2017, the benchmark one-year lending rate was 4.35%. As commercial banks in China and other financial institutions based in China link the interest rates on their loans to benchmark lending rates published by the PBOC, any increase in such benchmark lending rates will increase the mortgage rates of our customers and our financing costs.

**We guarantee the mortgage loans provided by financial institutions to our customers and, consequently, we are liable to the mortgagees if our customers default**

We arrange for various banks to provide mortgage loans to the purchasers of our properties. In accordance with market practice, PRC domestic banks require us to guarantee these mortgages. We generally provide guarantees until the purchasers of our properties obtain the relevant “strata-title building ownership certificate (分戶產權證)” and the certificate is registered in favor of the bank. We rely on credit checks conducted by the bank on our customers and do not conduct our own credit checks. The guarantees cover the full value of mortgages that purchasers of our properties have obtained to finance their purchases and any additional payments or penalties imposed by mortgagee banks for any defaults in mortgage payments. In our experience, the typical guarantee period ranges from one year to three years. We deposit with the mortgage bank an amount which typically represents less than 5% of the mortgage to which the guarantee relates. If a customer defaults on payment of its mortgage, the mortgagee bank may deduct the payment due from the deposited sum and require

that we immediately repay the entire outstanding balance of the mortgage pursuant to the guarantee and we also have the right to terminate the sales contract with the defaulting customers. Upon satisfaction of our obligations under the guarantee, the mortgagee bank would then assign its rights under the mortgage to us and we would then have full recourse to the property. As of December 31, 2014, 2015 and 2016 and June 30, 2017, our outstanding guarantees over the mortgage loans of our customers amounted to RMB3,579.9 million, RMB6,412.9 million, RMB17,049.6 million (US\$2,514.9 million) and RMB14,609.6 million (US\$2,155.0 million), respectively. In 2014, 2015 and 2016 and the six months ended June 30, 2017, we encountered 81 incidents where we were jointly and severally liable for a purchaser's default under his mortgage loan, for an aggregate amount of approximately RMB100 million. We cannot assure you that defaults by our customers will not occur or the rate of such defaults will not increase in the future. If a significant amount of our guarantees is called upon at the same time or in close succession, our results of operations and financial condition may be materially and adversely affected to the extent that there is a material depreciation in the market value of the relevant properties or that we cannot resell such properties due to unfavorable market conditions or other reasons.

**Any breach of contractual obligations by third-party contractors for the construction of our property development projects may adversely affect our results of operations and financial condition**

We engage third-party contractors to provide various services, including the construction of buildings for our property development projects. We generally select third-party contractors through competitive bids and also through internal assessment of general factors including their demonstrated competence, market reputation and our prior relationship with them. Completion of our projects is subject to the satisfactory performance by these third-party contractors of their contractual obligations, including their adherence to the pre-agreed schedule for completion. We cannot assure you that the services rendered by any of these third-party contractors will be satisfactory or be completed on time. If the performance of any third-party contractor proves unsatisfactory, or if any of them is in breach of its contractual obligations, we may need to replace such contractor or take other actions to remedy the situation, which could materially and adversely affect our cost and construction progress of our projects. Furthermore, a contractor's financial or other difficulties may cause the delay in the completion of our property developments and result in our incurring additional costs, which may have a material adverse effect on our results of operations and financial condition.

**Fluctuations in the price of construction materials and our construction contractors' labor costs could affect our business and financial performance**

We normally engage third-party contractors for construction of our projects. Such third-party contractors are responsible for procuring construction materials, including, but not limited, to steel and cement, the prices of which can be volatile. According to our contracts with our construction contractors, in the event that the prices of the equipment and construction materials procured by our construction contractors fluctuate beyond a pre-determined band from the pre-agreed price, we will adjust our payments to our contractors accordingly. Therefore, any material increase in the cost of construction materials or contractors' labor costs may lead to future increases in construction contract costs. Furthermore, we typically pre-sell our properties prior to their completion and we will not be able to pass the increased costs on to our customers if construction costs increase subsequent to the pre-sale. Our inability to pass cost increases to our construction contractors or our customers may result in decrease in our profit margins and adversely affect our results of operations and financial condition. In addition, with the overall improvement of living standards in China as well as the PRC government's recent policies aimed at increasing wages of migrant workers, we expect labor costs of our third-party contractors to continue to increase in the near future, which could also have an adverse effect on our results of operations and financial condition.

**If our provisions for land appreciation tax ("LAT") prove to be insufficient, our financial results would be adversely affected**

Our properties developed for sale are subject to LAT. Under PRC tax laws and regulations, all income derived from the sale or transfer of land use rights, buildings and their ancillary facilities in the PRC is subject to



LAT at progressive rates ranging from 30% to 60% on the appreciation of land value. LAT is calculated based on proceeds received from the sale of properties less deductible expenditures as provided in the relevant tax laws. We make provisions for the estimated full amount of applicable LAT in accordance with the relevant PRC tax laws and regulations from time to time pending settlement with the relevant tax authorities. As we often develop our projects in phases, deductible items for the calculation of LAT, such as land costs, are apportioned among different phases of development. Provisions for LAT are made on our own estimates based on, among other things, our own apportionment of deductible expenses which is subject to final confirmation by the relevant tax authorities upon settlement of the LAT. We only prepay a portion of such provisions each year as required by the local tax authorities. In 2014, 2015, 2016 and the six months ended June 30, 2017, we made provisions for LAT in the amounts of RMB229.8 million, RMB663.0 million, RMB417.5 million (US\$61.6 million) and RMB448.9 million (US\$66.2 million), respectively. We cannot assure you that the relevant tax authorities will always agree with our calculation of LAT liabilities, nor can we assure you that the LAT provisions will be sufficient to cover our LAT obligations in respect of our past LAT liabilities. If the relevant tax authorities determine that our LAT liabilities exceed our LAT prepayments and provisions, and seek to collect that excess amount, our cash flow, results of operations and financial condition may be materially and adversely affected. In addition, as we continue to expand our property developments, we cannot assure you that our provision for LAT obligations based on our estimates in new markets will be sufficient to cover our actual LAT obligations. As there are uncertainties as to when the tax authorities will enforce the LAT collection and whether it will apply the LAT collection retrospectively to properties sold before the enforcement, any payment as a result of the enforcement of LAT collection may significantly restrict our cash flow position, our ability to finance our land acquisitions and to execute our business plans.

**The full-fledged levy of value added tax on revenues from a comprehensive list of service sectors may subject our revenues to an average higher tax rate.**

Pursuant to the Notice on Adjustment of Transfer Business Tax to Appreciation Tax (關於全面推開營業稅改徵增值稅試點的通知) issued on March 23, 2016 and implemented on May 1, 2016 (“Circular 36”) by the Ministry of Finance (“MOF”) and the PRC State Administration of Taxation (“SAT”), effective from May 1, 2016, PRC tax authorities have started imposing value added tax (“VAT”) on revenues from various service sectors, including real estate, construction, financial services and insurance, as well as other lifestyle service sectors, to replace the business tax that co-existed with VAT for over 20 years. Since the issuance of Circular 36, MOF and SAT have subsequently issued a series of tax circulars in March and April 2016 to implement the collection of VAT on revenues from construction, real estate, financial services and lifestyle services. The VAT rates applicable to us may be generally higher than the business tax rate we were subject to prior to the implementation of Circular 36. For example, the VAT rate for the sale of self-developed real estate projects will be increased from 5% (the current business tax rate) to 11%. Unlike business tax, the VAT will only be imposed on added value, which means the input tax incurred from the deductible land prices can be offset from our output tax. However, details of concrete measures are still being formulated in accordance with Circular 36. We are still in the process of assessing the comprehensive impact of the new VAT regime on our tax burden, our revenues and results of operations, which remains uncertain.

**We may be subject to sanctions by the PRC government if we fail to comply with relevant PRC laws and regulations or be subject to late payment fees if we breach the terms of the land grant contracts**

Under PRC laws and regulations, if a developer fails to develop land according to the terms of the land grant contract (including those relating to designated use of land, time for commencement and completion of development of the land), the relevant government authorities may issue a warning to, or impose a penalty on, the developer or require the developer to forfeit the land use rights.

Under typical land grant contracts, any violation of payment schedule of land premium as stipulated under the land grant contracts may subject a developer to late payment fees or even result in termination of the land grant contracts. In 2014, 2015, 2016 and the six months ended June 30, 2017, we did not make land premium

payments as scheduled under the land grant contracts for certain of our property development projects and, thus, we were subject to late payment fees. We cannot assure you that we will not experience delays in making land premium payment in the future. If we incur late payment fees in the future, our business, financial position and results of operations may be materially and adversely affected.

**We may be liable to our customers for damages if we do not deliver individual property ownership certificates in a timely manner**

Property developers in the PRC typically assist purchasers of properties to obtain the relevant individual property ownership certificates within a time frame set out in the relevant property sale and purchase agreement. Property developers, including ourselves, generally elect to specify the deadline for the delivery of properties in the property sale and purchase agreements to allow sufficient time for the application and approval processes. Under current regulations, we are required to submit requisite governmental approvals in connection with our property developments, including land use rights documents and planning permits, to the local bureau of land resources and housing administration after receipt of the completion and acceptance certificate for the relevant properties and apply for the property ownership initial registration in respect of these properties. We are then required to submit after delivery of the properties, the relevant property sale and purchase agreements, identification documents of the purchasers, proof of payment of deed tax, for the relevant local authority's review and the issuance of the individual property ownership certificates in respect of the properties purchased by the respective purchasers. Delays by the various administrative authorities in reviewing the application and granting approval as well as other factors may affect timely delivery of the general as well as individual property ownership certificates. We cannot assure you that we will not incur material liability to purchasers in the future for the late delivery of individual property ownership certificates due to our fault or for any reason beyond our control.

**The total GFA of some of our developments may exceed the original permitted GFA and the excess GFA is subject to governmental approval and will require us to pay additional land premium**

The permitted total GFA for a particular development is set out in various governmental documents issued at various stages. In many cases, the underlying land grant contract will specify permitted total GFA. Total GFA is also set out in the relevant urban planning approvals and various construction permits. If constructed total GFA exceeds the permitted total, or if the completed development contains built-up areas that the authorities believe do not conform to the approved plans as set out in relevant construction works planning permit, we may not be able to obtain the acceptance and compliance form of construction completion (竣工驗收備案表) for our development and, as a consequence, we would not be able to deliver individual units to purchasers or to recognize the related pre-sale proceeds as revenue. Moreover, excess GFA requires additional governmental approval, and the payment of additional land premium. If issues related to excess GFA cause delays in the delivery of our products, we may also be subject to liability to purchasers under our sales and purchase agreements. We cannot assure you that constructed total GFA for each of our existing projects under development or any future property developments will not exceed permitted total GFA, or that the authorities will determine that all built-up areas conform to the plans approved as set out in the construction permit. Moreover, we cannot assure you that we would have sufficient funding to pay any required additional land premium or to take any remedial action that may be required in a timely manner, or at all. Any of these factors may materially and adversely affect our reputation, business, results of operations and financial condition.

**We may be deemed to be a PRC tax resident enterprise under the EIT Law, which could result in unfavorable tax consequences to us and our non-PRC holders of the Notes**

The Enterprise Income Tax Law of the PRC (《中華人民共和國企業所得稅法》) (the "EIT Law") and the implementation regulations to the EIT Law issued by the PRC State Council became effective on January 1, 2008. Under the EIT Law, enterprises established outside China whose "de facto management bodies" are located in China are considered "resident enterprises" and will generally be subject to a uniform 25% enterprise income tax ("EIT") on their worldwide income. Under the implementation rules of the EIT Law (the "EIT



Rules”), “de facto management bodies” are defined as bodies that have material and overall management control over the business, personnel, accounts and properties of an enterprise. Substantially all of our management is currently based in China and may remain in China. Therefore, we may be treated as a PRC resident enterprise for EIT purposes and thus be subject to EIT on our worldwide income. However, a PRC resident enterprise is exempt from tax on dividend income received from qualified resident enterprises. The tax consequences to us in the case that we are treated as a PRC resident enterprise are not entirely clear, as they will depend on the implementation regulations and how local tax authorities apply or enforce the EIT Law and the EIT Rules. Furthermore, if we are treated as a PRC “resident enterprise,” we may be obligated to withhold PRC income tax, generally at a rate of 10%, on payments of interest on the Notes to investors that are “non-resident enterprises,” because the interest may be regarded as being derived from sources within the PRC. If we are required under the PRC tax laws to withhold PRC tax on our interest payable to noteholders who are “non-resident enterprises,” we will be required, subject to certain exceptions, to pay such additional amounts as will result in receipt by the holder of each Note of such amounts as would have been received by such holder had no such withholding been required. The requirement to pay additional amounts will increase the cost of servicing interest payments on the Notes and could have a material adverse effect on our ability to pay interest on, and repay the principal amount of, the Notes, as well as our profitability and cash flow. If we fail to do so, we may be subject to fines and other penalties. Further, if we are treated as a PRC “resident enterprise,” any gain realized by a “non-resident enterprise” investor from the transfer of the Notes may be regarded as being derived from sources within the PRC and, accordingly, may be subject to a 10% PRC tax.

#### **Changes of PRC laws and regulations with respect to pre-sales may adversely affect our business**

We depend on cash flows from pre-sales of properties as an important source of funding for our property developments. Under current PRC laws and regulations, property developers must fulfill certain conditions before they can commence pre-sales of the relevant properties and pre-sales proceeds may only be used to finance the related development. In August 2005, the PBOC issued a report entitled “2004 Real Estate Financing Report,” in which it recommended discontinuing the practice of pre-selling uncompleted properties because it created significant market risks and transactional irregularities. This PBOC recommendation has not been adopted by any PRC government authorities. However, there can be no assurance that the PRC government will not adopt this recommendation or otherwise ban or impose additional restrictions on pre-sales in the future. Any ban or additional restrictions on pre-sales may require us to seek alternative sources of funding to finance our developments, and such alternative funding may not be available to us on attractive terms, or at all, in which case our cash flow and prospects, and our business, results of operations and financial condition could be materially and adversely affected.

#### **Compliance with PRC laws and regulations regarding environmental protection or preservation of antiquities and monuments could result in substantial delays in construction schedule and additional costs**

We are subject to extensive PRC laws and regulations concerning environmental protection and preservation of antiquities and monuments which impose fines for violation and authorize government authorities to shut down any construction sites that fail to comply with governmental orders requiring the cessation of certain activities causing environmental damage. The application of such laws and regulations vary greatly according to a site’s location, its environmental condition, present and former use, as well as the circumstances of its adjoining properties. Such variation in application may result in delays in our project completion and may cause us to incur substantial compliance and other costs and severely restrict our project development activities in certain regions or areas.

As required by PRC laws and regulations, each project we develop is required to undergo environmental assessments and the related assessment document must be submitted to the relevant government authorities for approval before commencement of project construction. If we fail to meet such requirements, the local authorities may issue orders to suspend our construction activities and impose a penalty in the range of RMB50,000 to RMB200,000. We cannot assure you that we will be able to comply with all such requirements

with respect to environmental assessments. In the event of a suspension of construction and/or imposition of a fine as a result of our non-compliance, our financial condition may be materially and adversely affected.

There is a growing awareness of environmental issues in the PRC and we may sometimes be expected to meet more stringent standards than those under applicable environmental laws and regulations. We have not adopted any special environmental protection measures other than the measures generally taken in the ordinary course of business by comparable companies in our industry. There is no assurance that more stringent requirements on environmental protection will not be imposed by the relevant PRC governmental authorities in the future. If we fail to comply with existing or future environmental laws and regulations or fail to meet public expectations, our reputation may be damaged or we may be required to pay penalties or fines or take remedial actions, any of which could have a material adverse effect on our business, results of operations and financial condition.

**We may be involved in legal and other proceedings arising out of our operations from time to time and may face significant liabilities as a result**

We may be involved in disputes with various parties involved in the development and sale of our properties, including contractors, suppliers, construction workers, purchasers and project development partners. These disputes may lead to legal or other proceedings and may result in substantial costs and diversion of resources and management's attention. As some of our projects comprise multiple phases, purchasers of our properties in earlier phases may file legal actions against us if our subsequent planning and development of the projects are perceived to be inconsistent with our representations and warranties made to such earlier purchasers. In addition, we may have disagreements with regulatory bodies in the course of our operations, which may subject us to administrative proceedings and unfavorable decrees that result in pecuniary liabilities and cause delays to our property developments. From time to time, our officers and management may be parties to litigation or other legal proceedings. Even though our company may not be directly involved in such proceedings, such proceedings may affect our reputation and, consequently, adversely impact our business.

**A deterioration in our brand image or any infringement of our intellectual property rights could adversely affect our business**

We rely to a significant extent on our brand name, "Rongxin" ("融信"), in marketing our properties. Brand value is based largely on subjective consumer perception and can be damaged by isolated incidents that diminish consumer trust. Any negative incident or negative publicity concerning us or our business could adversely affect our reputation and business. Our brand value and consumer demand for our properties could decline significantly if we fail to maintain the quality of our properties or fail to deliver a consistently positive experience for the purchasers of our properties, or if we are perceived to have acted in an unethical or socially irresponsible manner. In addition, our efforts to protect our brand name may not be adequate, and we may be unable to identify any unauthorized use of our brand name or to take appropriate steps to enforce our rights on a timely basis. Any unauthorized use or infringement of our brand name may impair our brand value, damage our reputation and materially and adversely affect our business and results of operations. In addition, we have allowed Zhangzhou Rongxin Crowne Plaza Holiday Hotel in Zhangzhou and Rongxin (Fujian) Property Management Co., Ltd. (融信(福建)物業管理有限公司), the property management company we have engaged to manage our properties, and may in the future authorize additional non-Group companies, to use our brand. While we seek to maintain our brand image by requiring these companies to comply with relevant rules and standards relating to the use of our brand name, we cannot assure you that these parties will not use our brand name in a way that negatively affects our reputation and the reputation of our projects, which in turn may have an adverse effect on our results of operations and financial condition.

In addition, our service marks, trademarks, trade secrets and other intellectual property are critical to our success. We rely on trademark and copyright law, trade secret protection and confidentiality agreements with our employees, customers, business partners and others to protect our intellectual property rights. Despite the

precautions taken, it may be possible for third parties to obtain and use our intellectual property without authorization, which may adversely affect our business and reputation. Moreover, litigation may be necessary in the future to enforce our intellectual property rights, to protect our trade secrets or to determine the validity and scope of the proprietary rights of others. Such litigation could result in substantial costs and diversion of resources and, consequently, adversely affect our business and results of operations.

**We may not have adequate insurance coverage to cover our potential liability or losses and, as a result, our business, results of operations and financial condition may be materially and adversely affected**

We maintain insurance as required by applicable PRC laws and regulations and as we consider appropriate for our business operations. We do not, however, maintain insurance against all risks associated with our operations, such as insuring our projects under development against natural or accidental damage and destruction by fire, flood, lightning, explosions or other hazards during construction periods or insuring our assets against certain natural disasters. We may incur losses, damages or liabilities during any stage of our property development and we may not have sufficient funds to cover the same or to rectify or replace any uninsured property or project that has been damaged or destroyed. In addition, any payments we are obligated to make to cover any losses, damages or liabilities may materially and adversely affect our business, results of operations and financial condition.

**Our business depends substantially on the continuing efforts of the members of our senior management and qualified personnel and our ability to attract and retain them, and, if we lose the services of any of these key management and personnel and cannot replace them in a timely manner, or at all, our business may be materially and adversely affected**

Our business depends, to a significant extent, on the capability and expertise of our senior management team members, including our executive directors and other members of our management who have operational experience in the real estate business. In particular, we rely on Mr. Ou, our founder and Chairman, who has more than 16 years of experience in the development and management of real estate. If one or more of our senior management team members are unable or unwilling to continue in their present positions, we may not be able to identify and recruit suitable replacements in a timely manner, or at all, and the implementation of our business strategies may be affected, which could materially and adversely affect our operations. In addition, we rely on our employees, which include qualified design, construction management, quality control, marketing, on-site supervisory and construction management personnel for our daily operations and business expansion. We cannot assure you that we will be able to continue to attract and retain sufficient skilled and experienced employees in the future. If we fail to recruit, retain or train skilled employees, our growth and business prospects could be adversely affected.

**We may be subject to additional payments of statutory employee benefits**

As required by PRC regulations, we make contributions to mandatory social security funds for the benefit of our PRC employees that provide for pension insurance, medical insurance, unemployment insurance, personal injury insurance, maternity insurance and housing funds, to designated government agencies. During 2014, 2015, 2016 and the six months ended June 30, 2017, we did not make sufficient contributions to the social insurance and housing provident funds for some of the employees due to miscommunication between our departments, inconsistency in implementation or interpretation of the relevant PRC laws and regulations among government authorities in the PRC and, in some cases, voluntary decisions by the relevant employees.

According to the relevant PRC laws and regulations, our failure in making requisite social insurance or housing provident fund contributions may result in a fine imposed on us or us being required to rectify the non-compliance by any relevant governmental authorities. As of June 30, 2017, we had made provisions for unsubscribed contributions in the aggregate amount of approximately RMB41.0 million (US\$6.0 million).

We cannot assure you that we will not be subject to any order to rectify non-compliance in the future, nor can we assure you that there are no, or will not be any, employee complaints regarding payment of the social insurance or housing provident funds against us, or that we will not receive any claims in respect of social insurance contributions under national laws and regulation. In addition, we may incur additional expenses to comply with such laws and regulations by the PRC government or relevant local authorities.

**Voluntary withdrawal from entering into definitive land grant contracts with the local PRC governments after successful bidding for land parcels may lead to the forfeit of the prepayment for the relevant land acquisitions**

Under current PRC laws and regulations, we are required to make a certain deposit to the local PRC governments in order to participate in the tender, auction or listing process. This deposit typically becomes non-refundable after a developer wins a bid for a land parcel. In 2008, we participated in a land auction in Fuzhou and won a bid with respect to certain urban land parcels for a total land premium of RMB904 million. Based on our then understanding of the property market and business judgment, we decided not to proceed with our winning bid and terminated the land grant contract with the Bureau of Land Resources of Fuzhou. We had paid a deposit of RMB70 million with the Bureau of Land Resources of Fuzhou, which was consequently forfeited pursuant to the land grant contract. If we have to abort land acquisitions again in the future with similar consequences, our business, financial condition and results of operations will be materially and adversely affected.

**Our controlling shareholder may take actions that are not in, or may conflict with, our or our creditors' (including the holders of the Notes) best interests**

Our controlling shareholder, Mr. Ou Zonghong, holds approximately 67.80% of our outstanding shares as of November 24, 2017. The interests of our controlling shareholder may differ from our interests or the interests of our creditors, including the holders of the Notes. Our controlling shareholder could have and will continue to have the ability to exercise a controlling influence over our business, and may cause us to take actions that are not in, or may conflict with our best interest and the best interest of our creditors, including the holders of the Notes, with respect to matters relating to our management and policies and the election of our directors and senior management. Our controlling shareholder will be able to influence our major policy decisions, including our overall strategic and investment decisions, by controlling the election of our directors and, in turn, indirectly controlling the selection of our senior management, determining the timing and amount of any dividend payments, approving our annual budgets, deciding on increases or decreases in our share capital, determining our issuance of new securities, approving mergers, acquisitions and disposals of our assets or businesses and amending our articles of association. For more information, see "Management," "Principal Shareholders" and "Related Party Transactions."

## **RISKS RELATING TO THE PRC**

**Changes in PRC economic, political and social conditions, as well as government policies, could have a material adverse effect on our business, financial condition, results of operations and prospects**

Substantially all of our business and operations are conducted in China. Accordingly, our business, financial condition, results of operations and prospects are, to a significant degree, subject to economic, political and social developments in China.

The Chinese economy differs from the economies of most developed countries in many respects, including growth rate, the extent of government involvement, level of development, control of foreign exchange and allocation of resources. In May 2017, Moody's Investors Service downgraded China's sovereign credit rating for the first time since 1989 and changed its outlook from stable to negative, citing concerns on the country's rising levels of debt and expectations of slower economic growth. In September 2017, S&P Global Ratings downgraded China's sovereign credit rating for the first time since 1999, citing similar concerns. The full impact of such

actions by international rating agencies remains to be seen, but the perceived weaknesses in China's economic development model, if proven and left unchecked, would have profound implications. If China's economic conditions worsen, or if the banking and financial systems experience difficulties from over-indebtedness, businesses in China may face a more challenging operating environment. Furthermore, although the PRC government has implemented measures since the late 1970s emphasizing the utilization of market forces for economic reform, the reduction of state ownership of productive assets and the establishment of improved corporate governance in business enterprises, a substantial portion of productive assets in China is still owned by the PRC government. In addition, the PRC government continues to play a significant role in regulating industry development by imposing industrial policies. The PRC government also exercises significant control over China's economic growth through allocation of resources, controlling payment of foreign currency denominated obligations, setting monetary policy and providing preferential treatment to particular industries or companies.

Certain measures taken by the PRC government to guide the allocation of resources may benefit the overall economy of China but may, however, also have a negative effect on us. For example, our business, financial condition, results of operations and prospects may be adversely affected by government control over capital investments, changes in tax regulations that are applicable to us, change in interest rates and statutory reserve rates for banks or government control in bank lending activities.

#### **Uncertainties with respect to the PRC legal system could have a material adverse effect on us**

Our business and operations are primarily conducted in China and governed by PRC laws, rules and regulations. The PRC legal system is a civil law system based on written statutes. Prior court decisions may be cited for reference but have limited precedential value. Since the late 1970s, the PRC government has significantly enhanced PRC legislation and regulations to provide protection to various forms of foreign investments in China. However, China has not developed a fully integrated legal system and recently enacted laws and regulations may not sufficiently cover all aspects of economic activities in China. As many of these laws, rules and regulations are relatively new, and because of the limited volume of published decisions and their non-binding nature, the interpretation and enforcement of these laws, rules and regulations may involve uncertainties and may not be as consistent or predictable as in other more developed jurisdictions. For example, we have registered the issuance of the Notes with the NDRC with reference to the NDRC Notice and are required to file a post-issuance report with the NDRC within ten working days in the PRC pursuant to the registration certificate. As the NDRC Notice is a new regulation, there are still uncertainties regarding its interpretation, implementation and enforcement by the NDRC. If we fail to complete such filing in accordance with the relevant requirements, due to any change in the relevant regulation we may be subject to penalties or other enforcement actions by relevant PRC government authorities. Furthermore, the legal protections available to us under these laws, rules and regulations may be limited. Any litigation or regulatory enforcement action in China may be protracted and could result in substantial costs and diversion of resources and management attention.

#### **The PRC government may adopt further measures to regulate the property sector**

Investments in the PRC property sector have increased significantly in the past decade. In response to concerns over the rapid increase in property investments and property prices, from 2004 to the first half of 2008, the PRC government introduced various policies and measures to curtail property developments. In the second half of 2008 and in 2009, in order to combat the impact of the global economic slowdown, the PRC government adopted measures to encourage consumption in the residential property market and to support real estate development. However, since December 2009, the PRC government has adjusted some of its policies in order to enhance regulation in the property market, restrain property purchases for investment or speculation purposes and keep property prices from rising too quickly in certain cities, including abolishing certain preferential treatment relating to business taxes payable upon transfers of residential properties by property owners and imposing more stringent requirements on the payment of land premium by property developers; requiring higher minimum down payment, granting the right to commercial banks to stop lending, punishing speculative developers and requiring mandatory disclosure of property ownership; imposing property purchase restrictions



on non-local residents, decreasing the maximum loan to value ratio of mortgage loans offered to borrowers, and increasing mortgage interest rates and construction loan interest rates; increasing the minimum down payment to at least 60% of the total purchase price for second-property purchases with a minimum lending interest rate of at least 110% of the benchmark rate, in certain targeted cities restricting purchasers from acquiring second (or further) residential properties and restricting non-residents that cannot provide any proof of local tax or social security payments for more than a specified time period from purchasing any residential properties, launching new property tax schemes in certain cities on a trial basis, and levying business tax on the full amount of transfer price if an individual owner transfers a residential property within five years of purchase.

In August 2011, MOHURD urged provincial governments to implement home purchase restrictions to control property prices, and listed criteria for the implementation of restrictions. In the second half of 2011, in order to further cool down the property market, the PRC government extended home purchase restrictions to certain second- and third-tier cities in addition to 40 first and second-tier cities that had already adopted home purchase restriction measures. On February 26, 2013, the General Office of the State Council issued the Circular on Further Promoting Real Estate Market Regulation, which provides, among other things, that a 20% individual income tax should be levied on the difference between the sale proceeds and the purchase price for the owner's transfer of residence. At the end of 2013, a new round of policies aimed at promoting affordable housing and discouraging speculative investments in residential properties was announced in a number of large Chinese cities, including Beijing, Shanghai, Guangzhou, Shenzhen, Zhengzhou, Nanchang, Fuzhou, Xiamen, Nanjing and Hangzhou. However, home purchase restriction policies have been relaxed recently. As of June 30, 2016, we had 39 property development projects through our subsidiaries located in five cities in China, all of which had introduced new rules to adjust home purchase restriction policies, abolishing such restrictions in the whole city, in some urban areas or with respect to certain eligible persons who lack local household registration. In 2016, municipal governments including Fuzhou and Xiamen adopted additional tightening measures. These measures include stricter examination and verification of the source of fund of a loan applicant's down payment, restricting the maximum monthly repayment to 50% of an applicant's income, regulating the use of house provident fund commission loans for first and second home purchases based on home size and the minimum down payment, and tightening of supervision over and restricting home purchases by non-local residents. For more information on the PRC government policies in the property sector, see "Regulations" and "Industry Overview—Real Estate Markets of Selected Cities in the PRC."

These and other future measures may limit our access to capital, reduce market demand for our products and increase our finance costs. We cannot assure you that the PRC government will not adopt more stringent policies, regulations and measures in the future. If we fail to adapt our operations to new policies, regulations and measures that may come into effect from time to time with respect to the real property industry, or such policy changes negatively impact our business, results of operations, financial condition and prospects may be materially and adversely affected.

**Our business will be adversely affected if mortgage financing becomes more costly or otherwise less attractive or available**

Many purchasers of our properties rely on mortgages to finance their purchases. Any increase in interest rates may significantly increase the cost of mortgage financing, thus affecting the purchasers' affordability of properties. In addition, the PRC government and commercial banks may increase the down-payment requirement, impose other conditions or otherwise change the regulatory framework in a manner that would make mortgage financing unavailable or unattractive to potential property purchasers.

From time to time, the PRC government issues laws, regulations or policies regarding mortgage financing to regulate the PRC property market. In January 2010, the State Council issued the Circular on Promoting the Stable and Sound Development of the Real Estate Market, which, among other things, provides that homeowners with outstanding mortgage loans who intend to buy additional properties for themselves, their spouses or dependent children are required to pay a down payment of no less than 40% of the purchase price and the applicable interest

rate shall be set strictly based upon the associated risk level. In April 2010, the State Council issued a notice to raise the minimum down payment for second home purchases to 50% and set a minimum 30% down payment on first homes with a GFA of more than 90 sq.m. Further, pursuant to such notice, interest rate for mortgage loans of second homes cannot be lower than 110% of the PBOC benchmark lending rate. In May 2010, MOHURD, PBOC and CBRC jointly issued a circular to clarify that the number of residential properties owned by an individual property purchaser who is applying for mortgage loans shall be determined by all residential properties owned by the family members of such purchaser (including the purchaser and such purchaser's spouse and children under the age of 18), and that property purchasers of second or subsequent residential properties shall be subject to different credit terms when applying for mortgage loans. According to a notice jointly issued by PBOC and CBRC on September 29, 2010, the minimum down-payment has been raised to 30% for all first home purchases, and commercial banks are required to suspend mortgage loans for purchases of a customer's third or subsequent residential properties. In January 2011, the State Council issued a circular to further raise the minimum down-payment requirement for second home purchases to 60%. In addition, mortgagee banks may not lend to any individual borrower if the monthly repayment of the anticipated mortgage loan would exceed 50% of the borrower's monthly income or if the total debt service of the borrower would exceed 55% of such individual's monthly income. Since 2013, as a result of foregoing factors, PRC banks have generally tightened mortgage lending, which had affected the demand in the property market in general. On September 29, 2014, PBOC and CBRC jointly issued the "Notice of the People's Bank of China and the China Banking Regulatory Commission on Further Improving Housing Financial Services" (《中國人民銀行、中國銀行業監督管理委員會關於進一步做好住房金融服務工作的通知》), according to which, the reasonable housing loan demand of residential households shall be actively supported; where a household that owns an existing property for which the property purchase loan has been paid off applies for a new loan to purchase another ordinary commodity housing for the purpose of improving living conditions, the relevant banking financial institution shall adopt the lending policies applicable to the first owner-occupied property. See the section headed "Regulations—Measures on Stabilizing Housing Price." If the availability or attractiveness of mortgage financing is reduced or limited, many of our prospective customers may not be able to purchase our properties and, as a result, our business, results of operations and financial condition may be materially and adversely affected.

**Governmental control over currency conversion may affect the value of your investment and limit our ability to utilize our cash effectively**

Substantially all of our revenue is denominated in Renminbi. The PRC government imposes controls on the convertibility of Renminbi into foreign currencies and, in certain cases, the remittance of currency out of China. Under existing PRC foreign exchange regulations, payments of current account items, including profit distributions, interest payments and expenditures from trade-related transactions, can be made in foreign currencies without prior approval from SAFE by complying with certain procedural requirements. However, approval from SAFE or its local branch is required where Renminbi is to be converted into foreign currency and remitted out of China to pay capital expenses such as the repayment of loans denominated in foreign currencies. The PRC government may also at its discretion restrict access in the future to foreign currencies for current account transactions.

Under our current corporate structure, our income is primarily derived from dividend payments from our PRC subsidiaries. Shortages in the availability of foreign currency may restrict the ability of our PRC subsidiaries to remit sufficient foreign currency to pay dividends or other payments to us, or otherwise satisfy their foreign currency-denominated obligations. If the foreign exchange control system prevents us from obtaining sufficient foreign currency to satisfy our currency demands, we may not be able to pay dividends in foreign currencies to our shareholders. In addition, since a significant amount of our future cash flow from operations will be denominated in Renminbi, any existing and future restrictions on currency exchange may limit our ability to purchase goods and services outside of China or otherwise fund our business activities that are conducted in foreign currencies.



**Changes in foreign exchange regulations may adversely affect our ability to transfer funds and subsequently impact the results of our operations**

We currently receive most of our revenues from operations in the PRC and such revenues are denominated in Renminbi. The PRC government regulates the conversion between Renminbi and foreign currencies. Over the years, the PRC government has significantly reduced its control over routine foreign exchange transactions under current accounts, including trade and service related foreign exchange transactions and payment of dividends. However, foreign exchange transactions by our PRC subsidiaries under capital accounts continue to be subject to significant foreign exchange controls and require the approval of, or registration with, PRC governmental authorities. There can be no assurance that these PRC laws and regulations on foreign investment will not cast uncertainties on our financing and operating plans in China. Under current foreign exchange regulations in China, subject to the relevant registration at SAFE, we will be able to pay dividends in foreign currencies, without prior approval from SAFE, by complying with certain procedural requirements. However, there can be no assurance that the current PRC foreign exchange policies regarding debt service and payment of dividends in foreign currencies will continue in the future. Changes in PRC foreign exchange policies might have a negative impact on our ability to service our foreign currency-denominated indebtedness and to distribute dividends to our shareholders in foreign currencies.

In addition, on August 29, 2008, SAFE issued the Circular on the Relevant Operating Issues Concerning the Improvement of the Administration of Payment and Settlement of Foreign Currency Capital of Foreign-Invested Enterprises, or the Circular 142, a notice with respect to the administration of Renminbi converted from foreign exchange capital contributions of a foreign invested enterprise. As a result, unless otherwise permitted by PRC laws or regulations, such converted amount can only be applied to activities within the approved business scope of the relevant foreign invested enterprise and cannot be used for domestic equity investment or acquisition.

On March 30, 2015, SAFE issued the Circular on Reforming the Administration Approach Regarding the Foreign Exchange Capital Settlement of Foreign-invested Enterprises, or Circular 19, which became effective on June 1, 2015 and replaced Circular 142. Circular 19 provides that, the conversion of the Renminbi capital from foreign currency registered capital of foreign-invested enterprises may be at foreign-invested enterprises' discretion, which means that the foreign currency registered capital of foreign-invested enterprises for which the rights and interests of monetary contribution has been confirmed by the local foreign exchange bureau (or the book-entry of monetary contribution has been registered) can be settled at the banks based on the actual operational needs of the enterprises. However, Circular 19 maintains the restriction that Renminbi converted from foreign exchange capital contributions of foreign invested enterprises can only be applied to activities within the approved business scope of the relevant foreign invested enterprise and cannot be used for domestic equity investment or acquisition.

**You may experience difficulty in effecting service of legal process, enforcing foreign judgments or bringing original actions in China based on foreign laws against us, our directors and our senior management**

We conduct substantially all of our operations in China and substantially all of our assets are located in China. In addition, the substantial majority of our directors and senior management reside within China. As a result, it may not be possible for investors to effect service of process outside China upon the substantial majority of our directors and senior management. Moreover, China does not have treaties with the United States, the United Kingdom or many other countries providing for the reciprocal recognition and enforcement of the judgment of courts. As a result, recognition and enforcement in China of judgments of a court in any of these jurisdictions may be difficult.

**The national and regional economies may be adversely affected by a recurrence of SARS or an outbreak of other epidemics, natural disasters or severe weather conditions, thereby affecting our business prospects**

Our business is subject to general economic and social conditions in China. Natural disasters, epidemics and other acts of God which are beyond our control may adversely affect the economy, infrastructure and livelihood

of the people in China. Some regions in China, including the cities where we operate, are under the threat of floods, earthquakes, fires, droughts, or epidemics such as Severe Acute Respiratory Syndrome, or SARS, H5N1 or H7N9 avian flu, the swine flu, also known as Influenza A (H1N1) or Ebola virus disease. A recurrence of SARS or an outbreak of any other epidemics or other natural disasters in China, especially in the cities where we have operations, may result in material disruptions to our property development and our sales and marketing, which in turn may adversely affect our results of operations and financial condition.

## **RISKS RELATING TO THE NOTES**

### **We are a holding company and payments with respect to the Notes are structurally subordinated to liabilities, contingent liabilities and obligations of our subsidiaries**

We are a holding company with no material operations. We conduct our operations primarily through our PRC subsidiaries. The Notes will not be guaranteed by any current or future PRC subsidiaries. Our primary assets are ownership interests in our PRC subsidiaries, which are held through the Subsidiary Guarantors. The Subsidiary Guarantors do not, and the JV Subsidiary Guarantors (if any) may not, have material operations. Accordingly, our ability to pay principal and interest on the Notes and the ability of the Subsidiary Guarantors and the JV Subsidiary Guarantors (if any) to satisfy their obligations under the Subsidiary Guarantees or JV Subsidiary Guarantees (as the case may be) will depend upon our receipt of principal and interest payments on the intercompany loans and distributions of dividends from our subsidiaries.

Creditors, including trade creditors of Non-Guarantor Subsidiaries and any holders of preferred shares in such entities, would have a claim on the Non-Guarantor Subsidiaries' assets that would be prior to the claims of holders of the Notes. As a result, our payment obligations under the Notes will be effectively subordinated to all existing and future obligations of our Non-Guarantor Subsidiaries, including their obligations under guarantees they have issued or will issue in connection with our business operations, and all claims of creditors of our Non-Guarantor Subsidiaries will have priority as to the assets of such entities over our claims and those of our creditors, including holders of the Notes. As of June 30, 2017, our Non-Guarantor Subsidiaries had total debt in the amount of RMB53,149.6 million (US\$7,840.0 million), capital commitments in the amount of RMB11,186.9 million (US\$1,650.2 million) and contingent liabilities arising from guarantees in the amount of RMB15,238.6 million (US\$2,247.8 million). The Notes and the Indenture permit us, the Subsidiary Guarantors, the JV Subsidiary Guarantors (if any) and our Non-Guarantor Subsidiaries to incur additional indebtedness and issue additional guarantees, subject to certain limitations. In addition, our secured creditors or those of any Subsidiary Guarantor or JV Subsidiary Guarantor (if any) would have priority as to our assets or the assets of such Subsidiary Guarantor or JV Subsidiary Guarantor (if any) securing the related obligations over claims of holders of the Notes.

Under the terms of the Notes, a Subsidiary Guarantee required to be provided by a subsidiary of the Company under the terms of the Notes may be replaced by a limited-recourse guarantee, or JV Subsidiary Guarantee, following the sale or issuance to a third party of equity interest of no less than 20% in such subsidiary by its direct or indirect majority shareholders (subject to the satisfaction of certain conditions). Recovery under a JV Subsidiary Guarantee is limited to an amount equal to our proportional interest in the issued share capital of such Subsidiary Guarantor, or JV Subsidiary Guarantor, multiplied by the fair market value of the total assets in such JV Subsidiary Guarantor and its subsidiaries, on a consolidated basis, as of the date of the last fiscal year end of the Company. As a result, the amount that may be recovered by the Trustee pursuant to a JV Subsidiary Guarantee (compared to a Subsidiary Guarantee) is reduced, which in turn may affect your ability to recover any amounts due under the Notes.

### **Our subsidiaries are subject to restrictions on the payment of dividends and the repayment of intercompany loans or advances to us and our subsidiaries**

As a holding company, we depend on the receipt of dividends and the interest and principal payments on intercompany loans or advances from these entities to satisfy our obligations, including our obligations under the

Notes. The ability of our subsidiaries to pay dividends and make payments on intercompany loans or advances to their shareholders is subject to, among other things, distributable earnings, cash flow conditions, restrictions contained in the articles of association of our subsidiaries, applicable laws and restrictions contained in the debt instruments or agreements of such subsidiaries. Pursuant to the loan agreements with certain PRC banks, several of our PRC subsidiaries, including loan agreements entered into by certain subsidiaries of Ningbo Hailiang and Auhui Hailiang, are subject to certain dividend distribution limitations. See “Description of Material Indebtedness and Other Obligations—PRC Loan Agreements.” In addition, if any of our subsidiaries raises capital by issuing equity securities to third parties, dividends declared and paid with respect to such equity securities would not be available to us to make payments on the Notes. Further, certain loan agreements and secured trust and other financing agreements obtained by our PRC subsidiaries from lender banks, trust companies, security companies and asset management companies in the PRC contain provisions that restrict or prohibit the payment or declaration of dividends or distributions. These restrictions could reduce the amounts that we receive from our subsidiaries, which would restrict our ability to meet our payment obligations under the Notes and the obligations of the Subsidiary Guarantors or JV Subsidiary Guarantors (if any) under the Subsidiary Guarantees or JV Subsidiary Guarantees as the case may be.

PRC laws and regulations permit payment of dividends only out of accumulated profits as determined in accordance with PRC accounting standards and regulations and such profits differ from profits determined in accordance with HKFRS in certain significant respects, including the use of different bases of recognition of revenue and expenses. Our PRC subsidiaries are also required to set aside a portion of their after-tax profits according to PRC accounting standards and regulations to fund certain reserves that are not distributable as cash dividends. In addition, dividends paid by our PRC subsidiaries to their non-PRC parent companies are subject to a 10% withholding tax, unless there is a tax treaty between the PRC and the jurisdiction in which the overseas parent company is incorporated, which specifically exempts or reduces such withholding tax. Pursuant to an avoidance of double taxation arrangement between Hong Kong and the PRC, if the non-PRC parent company is a Hong Kong resident and directly holds a 25% or more interest in the PRC enterprise, such withholding tax rate may be lowered to 5%. As a result of such restrictions, there could be limitations on payments from our PRC subsidiaries to meet payments required by the Notes or satisfy the obligations of the Subsidiary Guarantors or JV Subsidiary Guarantors (if any) under the Subsidiary Guarantees or JV Subsidiary Guarantees as the case may be, and there could be restrictions on payments required to redeem the Notes at maturity or as required for any early redemption.

Furthermore, although we currently do not have any offshore shareholder loan to our PRC subsidiaries, we may resort to such offshore lending in the future, rather than equity contribution, to our PRC subsidiaries to finance their operations. In such events, the market interest rates that our PRC subsidiaries can pay with respect to offshore loans generally may not exceed comparable interest rates in the international finance markets. The interest rates on shareholder loans paid by our subsidiaries, therefore, are likely to be lower than the interest rate for the Notes. Our PRC subsidiaries are also required to pay a 10% (or 7% if the interest is paid to a Hong Kong resident) withholding tax on our behalf on the interest paid under any shareholder loan. Prior to payment of interest and principal on any such shareholder loan, the PRC subsidiaries (as foreign-invested enterprises in China) must present evidence of payment of the withholding tax on the interest payable on any such shareholder loan and evidence of registration with SAFE, as well as any other documents that SAFE or its local branch may require.

The eligibility for the reduced tax rates described above on payments from our PRC subsidiaries to our Hong Kong subsidiaries is subject to limitations, including that the Hong Kong recipient company must be treated as the beneficial owner of the income and the PRC tax authorities approve the reduced withholding rate. There is no assurance that such approval will be granted by the PRC tax authorities.

As a result of the foregoing, we cannot assure you that we will have sufficient cash flow from dividends or payments on intercompany loans or advances from our subsidiaries to satisfy our obligations under the Notes or the obligations of the Subsidiary Guarantors or JV Subsidiary Guarantors (if any) under the Subsidiary Guarantees or JV Subsidiary Guarantees as the case may be.

**We have substantial indebtedness and may incur additional indebtedness in the future, and we may not be able to generate sufficient cash to satisfy our existing and future debt obligations and to fund our capital expenditures**

We currently have, and will continue to have after the offering of the Notes, a substantial amount of indebtedness. Our total borrowings (including our current and non-current bank and other borrowings, the Private Corporate Bonds, the Public Corporate Bonds, the Asset-backed Securities, 2016 Notes and the June 2017 Notes) as of December 31, 2014, 2015 and 2016 and June 30, 2017 were RMB17,258.8 million, RMB16,372.6 million, RMB39,417.3 million (US\$5,814.4 million) and RMB58,347.5 million (US\$8,606.7 million), respectively, and our gearing ratio, calculated as total borrowings less total of cash and cash equivalents, restricted cash and term deposits with initial terms of over three months divided by total equity, was 15.4 times, 2.5 times, 1.0 times and 1.9 times, respectively, as of the same dates. In addition, we issued 6.5% senior notes due 2018 in an aggregate principal amount of US\$180,000,000 on July 5, 2017, and 6.5% senior notes due 2018 in an aggregate principal amount of US\$63,500,000 on September 27, 2017. Our substantial indebtedness and high gearing could have significant implications, including, among others:

- limit our ability to satisfy our obligations under the Notes and other debt;
- increase our vulnerability to adverse general economic and industry conditions;
- require us to dedicate a substantial portion of our cash flow from operations to servicing and repaying our indebtedness, thereby reducing the availability of our cash flow for our business expansion, working capital and other general corporate purposes;
- limit our flexibility in planning for or reacting to changes in our businesses and the industry in which we operate;
- place us at a competitive disadvantage compared to our competitors with lower levels of indebtedness;
- limit, along with the financial and other restrictive covenants of our indebtedness, among other things, our ability to borrow additional funds; and
- increase our cost of additional financing.

In the future, we may, from time to time, incur substantial additional indebtedness and contingent liabilities, in which case the risks that we face as a result of our substantial indebtedness could intensify.

Under the Indenture, our ability to incur additional debt is subject to limitations on indebtedness and preferred stock covenant. Under such covenant, we may incur (i) certain Permitted Indebtedness or (ii) additional indebtedness if we can, among other things, satisfy the Fixed Charge Coverage Ratio. The Fixed Charge Coverage Ratio is derived by dividing Consolidated EBITDA by Consolidated Fixed Charges. Because our definition of Consolidated Net Income (which is a significant component of Consolidated EBITDA) for the Notes includes our unrealized gains on valuation adjustments on our investment properties, our Consolidated EBITDA and therefore our ability to incur additional debt under such covenants could be substantially larger when compared to other similarly situated PRC senior notes issuers whose covenants do not typically include such unrealized gains in the definition of consolidated net income. In addition, because our definition of Consolidated Interest Expense for the Notes excludes (i) the interest expense on indebtedness of third parties that we guarantee (except to the extent that such interest expense is actually paid by us) and (ii) any distributions incurred, accrued or payment on any Perpetual Securities Obligation (as defined in “Description of the Notes”) that is accounted for as equity in accordance with the relevant generally accepted accounting principles, our Consolidated Interest Expense and our ability to incur additional debt could be even larger when compared to other similarly situated PRC senior notes issuers whose covenants would typically include such interest expense in the definition of consolidated interest expense. If we or our subsidiaries incur additional debt, the risks that we face as a result of our already substantial indebtedness and leverage could intensify. If our onshore subsidiaries incur additional debt, the ratings assigned to the Notes by any rating agency may be adversely affected which could adversely affect the market price of the Notes. See “—The ratings assigned to the Notes and our corporate ratings may be lowered or withdrawn in the future.”

Our ability to generate sufficient cash to satisfy our existing and future debt obligations and to fund our capital expenditures will depend upon our future operating performance, which will be affected by, among other things, prevailing economic conditions, PRC governmental regulation, demand for properties in the regions we operate and other factors, many of which are beyond our control. We anticipate that our operating cash flow will be sufficient to meet our anticipated operating expenses and to service our debt obligations as they become due. However, there is no assurance that we will be able to generate sufficient cash flow for these purposes. If we are unable to service our indebtedness, we will be forced to adopt an alternative strategy that may include actions such as reducing or delaying capital expenditures, selling assets, restructuring or refinancing our indebtedness or seeking equity capital. These strategies may not be instituted on satisfactory terms, if at all.

In addition, our ability to meet the Fixed Charge Coverage Ratio requirement in the Indenture may be affected by events beyond our control. We cannot assure you that we will be able to meet such requirement. Certain of our other financing arrangements also impose operating and financial restrictions on our business. See the section entitled “Description of Material Indebtedness and Other Obligations.” Such restrictions in the Indenture and our other financing arrangements may negatively affect our ability to react to changes in market conditions, take advantage of business opportunities we believe to be desirable, obtain future financing, fund required capital expenditures, or withstand any future downturn in our business or the general economy. Any of these factors could materially and adversely affect our ability to satisfy our obligations under the Notes and other debt.

**The terms of the Notes give us enhanced flexibility to pay dividends and repurchase our shares.**

We pay dividends to our shareholders from time to time. Under the Indenture, any such dividend payment will be a “Restricted Payment,” which could not be made unless we can, among other things, satisfy the Fixed Charge Coverage Ratio. However, such restriction is subject to important exceptions and qualifications. Under the terms of the Notes, we may pay dividends on our common stock for each of the year of 2016 and 2017 in an aggregate amount up to 20% of our profit for the year for each of the year of 2016 and 2017 without satisfying the Fixed Charge Coverage Ratio. With such an exception, we may be able pay substantial amount of dividends even when we are highly leveraged, which may materially and adversely affect our ability to service our indebtedness, including the Notes.

**We may be subject to risks presented by fluctuations in exchange rates between the Renminbi and other currencies, particularly the U.S. dollar.**

The Notes are denominated in U.S. dollars, while substantially all of our revenues are generated by our PRC operating subsidiaries and are denominated in Renminbi. Pursuant to reforms of the exchange rate system announced by the PBOC on July 21, 2005, Renminbi-to-foreign currency exchange rates are allowed to fluctuate within a narrow and managed band against a basket of foreign currencies, rather than being effectively linked to the U.S. dollar. Further, from May 18, 2007, the PBOC enlarged the floating band for the trading prices in the inter-bank foreign exchange market of the Renminbi against the U.S. dollar from 0.3% to 0.5% around the central parity rate, effective on May 21, 2007. This allows the Renminbi to fluctuate against the U.S. dollar by up to 0.5% above or below the central parity rate published by the PBOC. The floating band was further widened to 1.0% on April 16, 2012 and further widened to 2.0% on March 17, 2014. These changes in currency policy resulted in the Renminbi appreciating against the U.S. dollar by approximately 24.5% from July 21, 2005 to June 30, 2016. On August 11, 2015, the PBOC announced plans to improve the central parity rate of the RMB against the U.S. dollar by authorizing market-makers to provide parity to the China Foreign Exchange Trading Center operated by the PBOC with reference to the interbank foreign exchange market closing rate of the previous day, the supply and demand for foreign currencies as well as changes in exchange rates of major international currencies. On the same day, the central parity rate of the RMB against the U.S. dollar depreciated by nearly 2.0% as compared to August 10, 2015, and further depreciated by nearly 1.6% on August 12, 2015 as compared to August 11, 2015. The International Monetary Fund announced on September 30, 2016 that, effective from October 1, 2016, the Renminbi will be added to its Special Drawing Rights currency basket. Such



change and additional future changes may increase the volatility in the trading value of the Renminbi against foreign currencies. The PRC government may adopt further reforms of its exchange rate system, including making the Renminbi freely convertible in the future. If such reforms were implemented and resulted in devaluation of the Renminbi against the U.S. dollar, our financial condition and results of operations could be adversely affected because of our substantial U.S. dollar denominated indebtedness and other obligations. The fluctuations in exchange rates could also adversely affect the value, translated or converted into U.S. dollars or otherwise, of our earnings and our ability to satisfy our obligations under the Notes and other indebtedness denominated in foreign currencies.

There are limited hedging instruments available in China to reduce our exposure to exchange rate fluctuations between the Renminbi and other currencies. To date, we have not entered into any hedging transactions to reduce our exposure to such risks. Following the offering of the Notes, we may enter into foreign exchange or interest rate hedging agreements in respect of our foreign currency-denominated liabilities and our liabilities under the Notes. These hedging agreements may require us to pledge or transfer cash and other collateral to secure our obligations under the agreements, and the amount of collateral required may increase as a result of mark-to-market adjustments. The Initial Purchasers and their affiliates may enter into such hedging agreements permitted under the Indenture, and these agreements may be secured by pledges of our cash and other assets as permitted under the Indenture. If we were unable to provide such collateral, it could constitute a default under such agreements.

Any hedging obligation entered into or to be entered into by us or our subsidiaries, may contain terms and conditions that may result in the early termination, in whole or in part, of such hedging obligation upon the occurrence of certain termination or analogous events or conditions (howsoever described), including such events relating to us and/or any of our subsidiaries, and the terms and conditions of such hedging obligation(s) may provide that, in respect of any such early termination, limited or no payments may be due and payable to, or that certain payments may be due and payable by, us and/or any of our subsidiaries (as relevant) in respect of any such early termination. Any such early termination, in whole or in part, of any such hedging obligation(s), and the payment and any other consequences and effects of such early termination(s), may be material to our financial condition and/or any of our subsidiaries and may be material in relation to the performance of our or their respective obligations under or in relation to the Notes (if applicable), any indebtedness or any other present or future obligations and commitments.

#### **We may not be able to repurchase the Notes upon a Change of Control Triggering Event**

We must offer to purchase the Notes upon the occurrence of a Change of Control Triggering Event, at a purchase price equal to 101% of the principal amount plus accrued and unpaid interest. See the section entitled “Description of the Notes.”

The source of funds for any such purchase would be our available cash or third-party financing. However, we may not have sufficient available funds at the time of the occurrence of any Change of Control Triggering Event to make purchases of outstanding Notes. Our failure to make the offer to purchase or to purchase the outstanding Notes would constitute an Event of Default under the Notes. The Event of Default may, in turn, constitute an event of default under other indebtedness, any of which could cause the related debt to be accelerated after any applicable notice or grace periods. If our other debt were to be accelerated, we may not have sufficient funds to purchase the Notes and repay the debt.

In addition, the definition of a Change of Control Triggering Event for purposes of the Indenture does not necessarily afford protection for the holders of the Notes in the event of some highly leveraged transactions, including certain acquisitions, mergers, refinancings, restructurings or other recapitalizations. These types of transactions could, however, increase our indebtedness or otherwise affect our capital structure or credit ratings. The definition of Change of Control Triggering Event for purposes of the Indenture also includes a phrase relating to the sale of “all or substantially all” of our assets. Although there is a limited body of case law

interpreting the phrase “substantially all,” there is no precise established definition under applicable law. Accordingly, our obligation to make an offer to purchase the Notes and the ability of a holder of the Notes to require us to purchase its Notes pursuant to the offer as a result of a highly leveraged transaction or a sale of less than all of our assets may be uncertain.

**Interest payable by us to our foreign investors and gain on the sale of our Notes may be subject to withholding taxes under PRC tax laws**

We may be treated as a PRC resident enterprise for PRC tax purposes. See “—Risks Relating to Our Business—We may be deemed a PRC resident enterprise under the EIT Law, which could result in unfavorable tax consequences to us and our non-PRC holders of the Notes.” If we are deemed a PRC resident enterprise, the interest payable on the Notes may be considered to be sourced within China. In that case, PRC income tax at the rate of 10% will be withheld from interest paid by us to investors that are “non-resident enterprises” so long as such “non-resident enterprise” investors do not have an establishment or place of business in China or, if despite the existence of such establishment or place of business in China, the relevant income is not effectively connected with such establishment or place of business in China. Any gain realized on the transfer of the Notes by such investors will be subject to a 10% PRC income tax if such gain is regarded as income derived from sources within China. Furthermore, if we are considered a PRC resident enterprise and the relevant PRC tax authorities consider interest we pay with respect to the Notes, or any gains realized from the transfer of Notes, to be income derived from sources within the PRC, such interest or gains earned by nonresident individuals may be subject to PRC income tax (which in the case of interest, may be withheld by us) at a rate of 20%. It is uncertain whether we will be considered a PRC “resident enterprise.” If we are required under the EIT Law to withhold PRC income tax on interest payable to our foreign noteholders that are “non-resident enterprises,” we will be required to pay such additional amounts as will result in receipt by a holder of a Note of such amounts as would have been received by the holder had no such withholding been required. The requirement to pay additional amounts will increase the cost of servicing interest payments on the Notes, and could have a material adverse effect on our ability to pay interest on, and repay the principal amount of, the Notes, as well as our profitability and cash flow. In addition, if you are required to pay PRC income tax on the transfer of our Notes, the value of your investment in our Notes may be materially and adversely affected. It is unclear whether, if we are considered a PRC “resident enterprise,” holders of our Notes might be able to claim the benefit of income tax treaties or agreements entered into between China and other countries or areas.

**We may be able to redeem the Notes in whole at a redemption price equal to 100% of the principal amount plus accrued and unpaid interest in the event we are required to pay additional amounts because we are treated as a PRC “resident enterprise”**

In the event we are treated as a PRC “resident enterprise” under the EIT Law, we may be required to withhold PRC tax on interest payable to certain of our non-resident investors. In such case, we will, subject to certain exceptions, be required to pay such additional amounts as will result in receipt by a holder of a Note of such amounts as would have been received by the holder had no such withholding been required. As described under “Description of the Notes—Redemption for Taxation Reasons,” in the event we are required to pay additional amounts as a result of certain changes in specified tax law or certain other circumstances, including any change in interpretation or statement of the official position that results in our being required to withhold tax on interest payments as a result of our being treated as a PRC “resident enterprise,” we may redeem the Notes in whole at a redemption price equal to 100% of the principal amount plus accrued and unpaid interest.

**We may not be able to repurchase the Notes at the option of the Holders of the Notes**

Holders of the Notes will have the right to require us to repurchase their Notes, in whole or in part, at any time on or after February 1, 2020 at 100% of the principal amount of such Notes plus accrued and unpaid interest, if any, to (but not including) the repurchase date. However, we may not have enough available cash or be able to obtain financing at the time we are required to repurchase the Notes. In addition, our ability to repurchase the Notes may be limited by law, by regulatory authority or by agreements governing our future



indebtedness. Any failure to purchase the outstanding Notes may constitute an Event of Default under the Notes. The Event of Default may also constitute an event of default under our other indebtedness, any of which could cause such other indebtedness to be accelerated after any applicable notice or grace periods.

**The insolvency laws of the Cayman Islands and other local insolvency laws may differ from U.S. bankruptcy law or those of another jurisdiction with which holders of the Notes are familiar**

Because we and some of the Subsidiary Guarantors are incorporated, and the JV Subsidiary Guarantors (if any) may be incorporated, under the laws of the Cayman Islands, an insolvency proceeding relating to us or any such Subsidiary Guarantor or JV Subsidiary Guarantor, even if brought in the United States, would likely involve Cayman Islands insolvency laws, the procedural and substantive provisions of which may differ from comparable provisions of United States federal bankruptcy law. In addition, our other Subsidiary Guarantors and JV Subsidiary Guarantors (if any) are incorporated or may be incorporated in the BVI or Hong Kong and the insolvency laws of the BVI and Hong Kong may also differ from the laws of the United States or other jurisdictions with which the holders of the Notes are familiar.

We conduct substantially all of our business operations through PRC-incorporated subsidiaries in China. The Subsidiary Guarantors, as equity holders in our PRC subsidiaries, are necessarily subject to the bankruptcy and insolvency laws of China in a bankruptcy or insolvency proceeding involving any of such PRC subsidiaries. Any JV Subsidiary Guarantors which become equity holders of our PRC subsidiaries would also be subject to such laws. The PRC laws and regulations relating to bankruptcy and insolvency and the legal proceedings in that regard may significantly differ from those of the United States and other jurisdictions with which the holders of the Notes are familiar. You should analyze the risks and uncertainties carefully before you invest in our Notes.

**We may be unable to obtain and remit foreign exchange**

Our ability to satisfy our obligations under the Notes depends solely upon the ability of our PRC subsidiaries to obtain and remit sufficient foreign currency to pay dividends to us and, if applicable, to repay shareholder loans. Our PRC subsidiaries must present certain documents to SAFE, its authorized branch, or the designated foreign exchange bank, for approval before they can obtain and remit foreign currencies out of China, including, in the case of dividends, evidence that the relevant PRC taxes have been paid and, in the case of shareholder loans, evidence of the registration of the loan with SAFE. Prior to payment of interest and principal on any shareholder loan we make to our PRC subsidiaries, the relevant PRC subsidiary must also present evidence of payment of the 10% (or 7% if the interest is paid to a Hong Kong resident) withholding tax on the interest payable in respect of such shareholder loan. If any PRC subsidiary for any reason fails to satisfy any of the PRC legal requirements for remitting foreign currency payments, the PRC subsidiary will be unable to pay us dividends or interest and principal on shareholder loans, which may affect our ability to satisfy our obligations under the Notes.

**If we are unable to comply with the restrictions and covenants in our debt agreements, the Indenture, the indenture governing the 2016 Notes, the indenture governing the June 2017 Notes, the indenture governing the July 2017 Notes and the indenture governing the September 2017 Notes, there could be a default under the terms of these agreements or the Indenture, which could cause repayment of our debt to be accelerated**

If we are unable to comply with the restrictions and covenants in the Indenture or our current or future debt obligations and other agreements, there could be a default under the terms of these agreements. In the event of a default under these agreements, the holders of the debt could terminate their commitments to lend to us, accelerate repayment of the debt and declare all outstanding amounts due and payable or terminate the agreements, as the case may be. Furthermore, some of our debt agreements, including the Indenture, the indenture governing the 2016 Notes, the indenture governing the June 2017 Notes, the indenture governing the July 2017 Notes and the indenture governing the September 2017 Notes, contain cross-acceleration or cross-

default provisions. As a result, our default under one debt agreement may cause the acceleration of repayment of not only such debt but also other debt, including the Notes, the 2016 Notes, the June 2017 Notes, the July 2017 Notes and the September 2017 Notes, or result in a default under our other debt agreements, including the Indenture, the indenture governing the 2016 Notes, the indenture governing the June 2017 Notes, the indenture governing the July 2017 Notes and the indenture governing the September 2017 Notes. If any of these events occur, we cannot assure you that our assets and cash flow would be sufficient to repay in full all of our indebtedness, or that we would be able to find alternative financing. Even if we could obtain alternative financing, we cannot assure you that it would be on terms that are favorable or acceptable to us.

**Our operations are restricted by the terms of the Notes, which could limit our ability to plan for or to react to market conditions or meet our capital needs, which could increase your credit risk**

The Indenture includes a number of significant restrictive covenants. These covenants restrict, among other things, our ability, and the ability of our Restricted Subsidiaries, to:

- incur or guarantee additional indebtedness and issue disqualified or preferred stock;
- make investments or other specified restricted payments;
- issue or sell capital stock of Restricted Subsidiaries;
- guarantee indebtedness of Restricted Subsidiaries;
- sell assets;
- create liens;
- enter into sale and leaseback transactions;
- engage in any business other than permitted business;
- enter into agreements that restrict the Restricted Subsidiaries' ability to pay dividends, transfer assets or make intercompany loans;
- enter into transactions with shareholders or affiliates; and
- effect a consolidation or merger.

These covenants could limit our ability to plan for or react to market conditions or to meet our capital needs. Our ability to comply with these covenants may be affected by events beyond our control, and we may have to curtail some of our operations and growth plans to maintain compliance.

**The terms of the Notes permit us to make investments in Unrestricted Subsidiaries and minority owned joint ventures**

In light of land prices, sizes of projects and other factors, we may from time to time, consider developing property developments jointly with other PRC property developers. As a result, we may need to make investments in joint ventures (including joint ventures in which we may own less than a 50% equity interest) and such joint ventures may or may not be Restricted Subsidiaries. Although the Indenture restricts us and our Restricted Subsidiaries from making investments in Unrestricted Subsidiaries or minority joint ventures, these restrictions are subject to important exceptions and qualifications, including, among others, that we may, subject to certain conditions, make investments in any Unrestricted Subsidiaries and minority owned joint ventures primarily engaged in a permitted business up to an aggregate amount of up to 15.0% of our total assets. See "Description of the Notes."

**A trading market for the Notes may not develop, and there are restrictions on resale of the Notes**

The Notes are a new issue of securities for which there is currently no trading market. Although approval in-principle has been received from the SGX-ST for the listing and quotation of the Notes on the SGX-ST, we cannot assure you that we will obtain or be able to maintain a listing of the Notes on the SGX-ST, or that, even if

listed, a liquid trading market will develop. We have been advised that the Initial Purchasers intend to make a market in the Notes, but the Initial Purchasers are not obligated to do so and may discontinue such market making activity at any time without notice. In addition, the Notes are being offered pursuant to exemptions from registration under the U.S. Securities Act and, as a result, you will only be able to resell your Notes in transactions that have been registered under the U.S. Securities Act or in transactions not subject to or exempt from registration under the U.S. Securities Act. See the section entitled “Transfer Restrictions.” No assurance can be given as to the liquidity of, or the development and continuation of an active trading market for the Notes. If an active trading market does not develop or is not continued, the market price and liquidity of the Notes could be adversely affected.

**The ratings assigned to the Notes and our corporate ratings may be lowered or withdrawn in the future**

The Notes are expected to be assigned a rating of B+ by Fitch Ratings. The ratings address our ability to perform our obligations under the terms of the Notes and credit risks in determining the likelihood that payments will be made when due under the Notes. In addition, we have been assigned a rating of B+ with a stable outlook by Fitch Ratings, B with a negative outlook by Standard & Poor’s Rating Services and B2 with a negative outlook by Moody’s Investors Service. A rating is not a recommendation to buy, sell or hold securities and may be subject to revision, suspension or withdrawal at any time. We cannot assure you that a rating will remain for any given period of time or that a rating will not be lowered or withdrawn entirely by the relevant rating agency if in its judgment circumstances in the future so warrant. We have no obligation to inform holders of the Notes of any such revision, downgrade or withdrawal. A suspension, reduction or withdrawal at any time of the rating assigned to the Notes may adversely affect the market price of the Notes.

**Certain transactions that constitute “connected transactions” under the Listing Rules will not be subject to the “Limitation on Transactions with Shareholders and Affiliates” covenant**

Our shares are listed on the Hong Kong Stock Exchange and we are required to comply with its Listing Rules, which provide, among other things, that any transaction between a listed company or any of its subsidiaries, on the one hand, and a “connected person” of such listed company, on the other hand, is a “connected transaction” that, if the value of such transaction exceeds the applicable de minimis thresholds, will require the prior approval of the independent shareholders of such listed company. The definition of “connected person” to a listed company includes, among others, any 10% or more shareholder of (i) such listed company or (ii) any subsidiary of such listed company. The concept of “connected person” also captures “associates,” which include, among others, (a) any subsidiary of such “connected person,” (b) any holding company of such “connected person” and any subsidiary of such holding company, and (c) any company in which such entity or entities mentioned in (a) and (b) above taken together has/have the power to exercise control, directly or indirectly, of 30% or more of the voting power of such company.

The “Limitation on Transactions with Shareholders and Affiliates” covenant in the Notes only applies to transactions between the Company or any Restricted Subsidiary, on the one hand, and (x) any holder (or any Affiliate of such holder) of 10% or more of the shares of the Company or (y) any Affiliate of the Company, on the other hand. As such, transactions between the Company or any Restricted Subsidiary, on the one hand, and an Affiliate of any Restricted Subsidiary, on the other hand, will not be captured by such covenant, even though they are subject to the independent shareholders’ requirement under the Listing Rules. As a result, we are not required by the terms of the Notes to ensure that any such transactions are on terms that are fair and reasonable, and we will not need to deliver officers’ certificates or procure the delivery of fairness opinions of accounting, appraisal or investment banking firms to the trustee of the Notes for any such transactions.

**The liquidity and price of the Notes following the offering may be volatile**

The price and trading volume of the Notes may be highly volatile. Factors such as variations in our revenues, earnings and cash flows, proposals for new investments, strategic alliances and/or acquisitions,

changes in interest rates, fluctuations in price for comparable companies, government regulations and changes thereof applicable to our industry and general economic conditions nationally or internationally could cause the price of the Notes to change. Any such developments may result in large and sudden changes in the trading volume and price of the Notes. We cannot assure you that these developments will not occur in the future.

**There may be less publicly available information about us than is available in certain other jurisdictions**

There may be less publicly available information about companies listed in Hong Kong than is regularly made available by public companies in certain other countries. In addition, the financial information in this offering memorandum has been prepared in accordance with HKFRS, which differ in certain respects from generally accepted accounting principles in other jurisdictions, or other GAAPs, which might be material to the financial information contained in this offering memorandum. We have not prepared a reconciliation of our consolidated financial statements and related footnotes between HKFRS and other GAAPs. In making an investment decision, you must rely upon your own examination of us, the terms of the offering and our financial information. You should consult your own professional advisers for an understanding of the differences between HKFRS and other GAAPs and how those differences might affect the financial information contained in this offering memorandum.

**We will follow the applicable corporate disclosure standards for debt securities listed on the SGX-ST, which standards may be different from those applicable to companies in certain other countries**

For so long as the Notes are listed on the SGX-ST, we will be subject to continuing listing obligations in respect of the Notes. The disclosure standards imposed by the SGX-ST may be different than those imposed by securities exchanges in other countries or regions such as the United States or Hong Kong. As a result, the level of information that is available may not correspond to what investors in the Notes are accustomed to.

**The Notes will initially be held in book-entry form, and therefore you must rely on the procedures of the relevant clearing systems to exercise any rights and remedies**

The Notes will initially only be issued in global certificate form and held through Euroclear and Clearstream. Interests in the Notes represented by the global certificate will trade in book entry form only, and notes in definitive registered form, or definitive registered notes, will be issued in exchange for book-entry interests only in very limited circumstances. Owners of book entry interests will not be considered owners or holders of the Notes. The nominee of the common depositary for Euroclear and Clearstream will be the sole registered holder of the global certificate representing the Notes. Payments of principal, interest and other amounts owing on or in respect of the global certificate representing the Notes will be made to the Paying Agent, which will make payments to Euroclear and Clearstream. Thereafter, these payments will be credited to accounts of participants that hold book-entry interests in the global certificate representing the Notes and credited by such participants to indirect participants. After payment to the nominee of the common depositary for Euroclear and Clearstream, we will have no responsibility or liability for the payment of interest, principal or other amounts to the owners of book entry interests. Accordingly, if you own a book-entry interest, you must rely on the procedures of Euroclear and Clearstream or, if you are not a participant in Euroclear and Clearstream, on the procedures of the participant through which you own your interest, to exercise any rights and obligations of Noteholder under the Indenture.

Unlike the holders of the Notes themselves, owners of book-entry interests will not have the direct right to act upon our solicitations for consents, requests for waivers or other actions from Noteholders. Instead, if you own a book-entry interest, you will be permitted to act only to the extent you have received appropriate proxies to do so from Euroclear and Clearstream. The procedures implemented for the granting of such proxies may not be sufficient to enable you to vote on a timely basis.

Similarly, upon the occurrence of an Event of Default under the Indenture, unless and until definitive registered notes are issued in respect of all book-entry interests, if you own a book-entry interest, you will be restricted to acting through Euroclear and Clearstream. The procedures to be implemented through Euroclear and Clearstream may not be adequate to ensure the timely exercise of rights under the Notes.

## **RISKS RELATING TO THE SUBSIDIARY GUARANTEES, THE JV SUBSIDIARY GUARANTEES AND THE COLLATERAL**

**Our initial Subsidiary Guarantors do not currently have significant operations and certain Subsidiary Guarantees may in some cases be replaced by limited-recourse guarantees**

We conduct substantially all of our business operations through our PRC subsidiaries, but none of our current PRC subsidiaries and their direct PRC or non-PRC subsidiaries will provide a Subsidiary Guarantee or a JV Subsidiary Guarantee either upon issuance of the Notes or at any time thereafter. None of our future subsidiaries that are organized under the laws of PRC or their future PRC or non-PRC subsidiaries will provide a Subsidiary Guarantee or a JV Subsidiary Guarantee at any time in the future. To the extent that our non-PRC subsidiaries that are prohibited by applicable laws or regulation from guaranteeing or having their shares pledged to secure the Notes (the “Exempted Subsidiaries”) or that are listed on a qualified exchange and their subsidiaries (the “Listed Subsidiaries”), they will not provide Subsidiary Guarantees or JV Subsidiary Guarantees for the Notes, neither. In addition, certain of our offshore subsidiaries will not be required to guarantee the Notes if the consolidated assets of those offshore subsidiaries not giving any Subsidiary Guarantees for the Notes (other than the Exempted Subsidiaries and Listed Subsidiaries) do not exceed 20% of our total assets. As a result, the Notes will be effectively subordinated to all the debt and other obligations, including contingent obligations and trade payables, of the PRC subsidiaries. See the section entitled “Description of the Notes—The Subsidiary Guarantees and JV Subsidiary Guarantees” for a list of the Non-Guarantor Subsidiaries. Moreover, the charge over the shares of the offshore subsidiaries of the Company (the “Collateral”) will not include the capital stock of our existing or future Non-Guarantor Subsidiaries, including our PRC subsidiaries.

The initial Subsidiary Guarantors that will guarantee the Notes do not have significant operations. We cannot assure you that the initial Subsidiary Guarantors or any subsidiaries that may become Subsidiary Guarantors or JV Subsidiary Guarantors in the future will have the funds necessary to satisfy our financial obligations under the Notes if we are unable to do so. See the section entitled “—Risks Relating to the Notes—We are a holding company and payments with respect to the Notes are structurally subordinated to liabilities, contingent liabilities and obligations of our subsidiaries.”

Under the terms of the Notes, a Subsidiary Guarantor may be able to release its Subsidiary Guarantee if it sells or issues no less than 20% of the capital stock of such Subsidiary Guarantor to a third party, as long as the consolidated assets of all Restricted Subsidiaries organized outside the PRC (other than Exempted Subsidiaries or Listed Subsidiaries) that are not Subsidiary Guarantors or JV Subsidiary Guarantors do not account for more than 20% of our total assets.

In addition, a Subsidiary Guarantee required to be provided by a subsidiary of the Company under the terms of the Notes may be replaced by a limited-recourse JV Subsidiary Guarantee following the sale or issuance to a third party of a minority interest in such subsidiary or its direct or indirect majority shareholders (subject to the satisfaction of certain conditions including a cap on the non-guaranteed portion of the assets of JV Subsidiary Guarantors). Recovery under a JV Subsidiary Guarantee is limited to an amount equal to our proportional interest in the issued share capital of such JV Subsidiary Guarantor multiplied by the fair market value of the total assets in such JV Subsidiary Guarantor and its subsidiaries, on a consolidated basis, as of the date of the last fiscal year end of the Company.

**Security over the Collateral will not be granted directly to the holders of the Notes, and the Collateral will generally be shared with creditors under certain other financings**

Security over the Collateral for the obligations of the Company under the Notes and the Indenture will not be granted directly to the holders of the Notes but will be granted only in favor of the Security Agent. As a consequence, holders of the Notes will not have direct security and will not be entitled to take enforcement action in respect of the security for the Notes, except through the Security Agent, which has agreed to apply any proceeds of enforcement on such security towards such obligations.



The Indenture also permits us to enter into certain future financings, and creditors under those future financings may share the Collateral pari passu with the holders of the Notes. See the section entitled “Description of the Notes—Security—Permitted Pari Passu Secured Indebtedness” for a further discussion of the sharing of the Collateral with future financings. If creditors under future financings opt to share the Collateral under an intercreditor agreement, a smaller portion of the proceeds from the Collateral will be available to satisfy the claims of the holders of the Notes, which could have a material adverse effect on their ability to recover sufficient proceeds to satisfy their claims under the Notes.

**The Intercreditor Agreement may impact the ability of the Company, the Subsidiary Guarantors and the JV Subsidiary Guarantors (if any) to pay amounts due under the Notes, the Subsidiary Guarantees, the JV Subsidiary Guarantees (if any) and the Intercreditor Agreement may limit the rights of holders of the Notes to the Collateral**

The Security Agent is required to take action to enforce the Collateral in accordance with the instructions of the holders of the Notes, the holders of the 2016 Notes, the holders of the June 2017 Notes, the holders of the July 2017 Notes, the holders of the September 2017 Notes and the holders (or representatives or agents) of other Permitted Pari Passu Secured Indebtedness, given under and in accordance with the Intercreditor Agreement. Any enforcement action taken by the Security Agent will adversely affect the Company’s entitlement to receive distributions from the Collateral, which will, in turn, have an adverse impact on the Company’s ability to fulfill its payment obligations under the Notes. Further, the Subsidiary Guarantors’ or the JV Subsidiary Guarantors’ ability to pay under the Subsidiary Guarantees or the JV Subsidiary Guarantees will be adversely affected. The ability of holders of the Notes to enforce the Collateral is restricted under the Intercreditor Agreement, as only the Security Agent is permitted to take enforcement actions. If an event of default occurs under the Notes, the holders of the Notes holding 25% of the outstanding amount of the Notes, the 2016 Notes, the June 2017 Notes, the July 2017 Notes and the September 2017 Notes and other Permitted Pari Passu Secured Indebtedness may decide whether to take any enforcement action and may thereafter, through their respective trustee, representative or agent, in accordance with the Intercreditor Agreement, instruct the Security Agent to take enforcement action against the Collateral. By virtue of the instructions given to the Collateral Agent described above, actions may be taken in respect of the Collateral that may be adverse to holders of the Notes. In such event, the only remedy available to holders of the Notes would be to sue for payment under the Notes, the Subsidiary Guarantees and the JV Subsidiary Guarantees (if any).

The Security Agent, acting in its capacity as such, shall have such duties with respect to the Collateral pledged, assigned or granted pursuant to the Security Documents as are set forth in the Intercreditor Agreement. Under certain circumstances, the Security Agent may have obligations under the Security Documents or the Intercreditor Agreement that are in conflict with the holders of the Notes. The Security Agent will not be under any obligation to exercise any rights or powers conferred under the Intercreditor Agreement or any of the Security Documents for the benefit of the holders of the Notes, the holders of the 2016 Notes, the holders of the June 2017 Notes, the holders of the July 2017 Notes and the holders of the September 2017 Notes unless such holders have offered to the Security Agent indemnity and/or security satisfactory to the Security Agent against any loss, liability or expense.

**The Subsidiary Guarantees or JV Subsidiary Guarantees may be challenged under applicable insolvency or fraudulent transfer laws, which could impair the enforceability of the Subsidiary Guarantees or JV Subsidiary Guarantees**

Under bankruptcy laws, fraudulent transfer laws, insolvency or unfair preference or similar laws in the Cayman Islands, the BVI, Hong Kong and other jurisdictions where future Subsidiary Guarantors or JV Subsidiary Guarantors (if any) may be established, a guarantee could be voided, or claims in respect of a guarantee could be subordinated to all other debts of that guarantor if, among other things, the guarantor, at the time it incurred the indebtedness evidenced by, or when it gives, its guarantee:

- incurred the debt with the intent to hinder, delay or defraud creditors or was influenced by a desire to put the beneficiary of the guarantee in a position which, in the event of the guarantor's insolvency, would be better than the position the beneficiary would have been in had the guarantee not been given;
- received less than reasonably equivalent value or fair consideration for the incurrence of such guarantee;
- was insolvent or rendered insolvent by reason of the incurrence of such guarantee;
- was engaged in a business or transaction for which the guarantor's remaining assets constituted unreasonably small capital; or
- intended to incur, or believed that it would incur, debts beyond its ability to pay such debts as they mature.

The measure of insolvency for purposes of the foregoing will vary depending on the laws of the applicable jurisdiction. Generally, however, a guarantor would be considered insolvent at a particular time if it were unable to pay its debts as they fell due or if the sum of its debts was then greater than all of its properties at a fair valuation or if the present fair saleable value of its assets was then less than the amount that would be required to pay its probable liabilities in respect of its existing debts as they became absolute and matured.

In addition, a guarantee may be subject to review under applicable insolvency or fraudulent transfer laws in certain jurisdictions or subject to a lawsuit by or on behalf of creditors of the guarantor. In such case, the analysis set forth above would generally apply, except that the guarantee could also be subject to the claim that, since the guarantee was not incurred for the benefit of the guarantor, the obligations of the guarantor thereunder were incurred for less than reasonably equivalent value or fair consideration.

In an attempt to limit the applicability of insolvency and fraudulent transfer laws in certain jurisdictions, the obligations of the Subsidiary Guarantors or JV Subsidiary Guarantors (if any) under the Subsidiary Guarantees or JV Subsidiary Guarantees (as the case may be) will be limited to the maximum amount that can be guaranteed by the applicable Subsidiary Guarantor or JV Subsidiary Guarantor without rendering the guarantee, as it relates to such Subsidiary Guarantor or JV Subsidiary Guarantor, voidable under such applicable insolvency or fraudulent transfer laws.

If a court voids a Subsidiary Guarantee or JV Subsidiary Guarantee (as the case may be), subordinates such guarantee to other indebtedness of the Subsidiary Guarantor or JV Subsidiary Guarantor, or holds the Subsidiary Guarantee or JV Subsidiary Guarantee (as the case may be) unenforceable for any other reason, holders of the Notes would cease to have a claim against that Subsidiary Guarantor or JV Subsidiary Guarantor based upon such guarantee, would be subject to the prior payment of all liabilities (including trade payables) of such Subsidiary Guarantor or JV Subsidiary Guarantor (as the case may be), and would solely be creditors of us and any Subsidiary Guarantors or JV Subsidiary Guarantors whose guarantees have not been voided or held unenforceable. We cannot assure you that, in such an event, after providing for all prior claims, there would be sufficient assets to satisfy the claims of the holders of the Notes.



**The pledge of certain Collateral may in some circumstances be voidable**

The pledge of the Collateral may be voidable as a preference under insolvency or fraudulent transfer or similar laws of Hong Kong, the Cayman Islands and the BVI at any time within six months of the perfection of the pledge or, under some circumstances, within a longer period. Pledges of capital stock of future Subsidiary Guarantors may also be voidable as a preference under relevant insolvency or fraudulent transfer or similar laws. In addition, the pledge of certain Collateral may be voided based on the analysis set forth under the section entitled “—The Subsidiary Guarantees or JV Subsidiary Guarantees may be challenged under applicable insolvency or fraudulent transfer laws, which could impair the enforceability of the Subsidiary Guarantees or JV Subsidiary Guarantees” above.

If the pledges of the Collateral were to be voided for any reason, holders of the Notes would have only an unsecured claim against us and the Subsidiary Guarantor Pledgors.

**The value of the Collateral is unlikely to be sufficient to satisfy our obligations under the Notes, the 2016 Notes, the June 2017 Notes, the July 2017 Notes, the September 2017 Notes and other *pari passu* secured indebtedness**

The Collateral consists only of the capital stock of certain initial Subsidiary Guarantors. The security interest in respect of certain Collateral may be released upon the disposition of such Collateral and any proceeds from such disposition may be applied, prior to repaying any amounts due under the Notes, to repay other debt or to make investments in properties and assets that will not be pledged as additional Collateral.

The ability of the Trustee, on behalf of the holders of the Notes, to foreclose on the Collateral upon the occurrence of an Event of Default or otherwise will be subject in certain instances to perfection and priority status. Although procedures will be undertaken to support the validity and enforceability of the security interests, we cannot assure you that the Trustee or holders of the Notes will be able to enforce the security interest.

The value of the Collateral in the event of a liquidation will depend upon market and economic conditions, the availability of buyers and similar factors. No independent appraisals of any of the Collateral have been prepared by or on behalf of us in connection with this offering of the Notes. Accordingly, we cannot assure you that the proceeds of any sale of the Collateral following an acceleration of the Notes would be sufficient to satisfy, or would not be substantially less than, amounts due and payable on the Notes. By its nature, the Collateral, which consists solely of the capital stock of any existing or future Subsidiary Guarantor, is likely to be illiquid and is unlikely to have a readily ascertainable market value. Likewise, we cannot assure you that the Collateral will be saleable or, if saleable, that there will not be substantial delays in its liquidation.

The Collateral will be shared on a *pari passu* basis by the holders of the Notes, the 2016 Notes, the June 2017 Notes, the July 2017 Notes and the September 2017 Notes and any other creditors with respect to the Permitted *Pari Passu* Secured Indebtedness. Accordingly, in the event of a default on the Notes or the other secured indebtedness and a foreclosure on the Collateral, any foreclosure proceeds would be shared by the holders of secured indebtedness in proportion to the outstanding amounts of each class of such secured indebtedness. The value of the Collateral securing the Notes and the Subsidiary Guarantees of the Subsidiary Guarantor Pledgors is unlikely to be sufficient to satisfy the obligations of the Company and each of the Subsidiary Guarantor Pledgors under the Notes and the Subsidiary Guarantees of the Subsidiary Guarantor Pledgors, and the Collateral securing the Notes and such Subsidiary Guarantees may be reduced or diluted under certain circumstances, including the issuance of Additional Notes or other *pari passu* indebtedness and the disposition of assets comprising the Collateral, subject to the terms of the Indenture.

**The pledge of certain Collateral may be released under certain circumstances**

In the event the conditions applicable to the replacement of a Subsidiary Guarantee with a JV Subsidiary Guarantee are satisfied, we are permitted to release the pledge of the shares granted by such Subsidiary

Guarantor, as well as the pledge of the shares granted by the subsidiaries of such Subsidiary Guarantor. We are only required to deliver a replacement share pledge for the shares that we continue to hold in such JV Subsidiary Guarantor (but not the subsidiaries of such JV Subsidiary Guarantor) following the sale of the equity interests in such Subsidiary Guarantor. As a result, in the event we sell minority equity interests in our Subsidiary Guarantors or otherwise create JV Subsidiary Guarantors in accordance with the terms of the Indenture, the Collateral will be reduced in value and scope, and holders of the Notes would be subject to increased risks.

## **USE OF PROCEEDS**

We estimate that the net proceeds from this offering, after deducting the underwriting discounts and commissions and other estimated expenses payable in connection with this offering, will be approximately US\$315.0 million, which we plan to use to refinance certain of our existing indebtedness.

We may adjust the foregoing plans in response to changing market conditions and, thus, reallocate the use of the proceeds. Pending application of the net proceeds of this offering, we intend to invest the net proceeds in Temporary Cash Investments (as defined under “Description of the Notes—Definitions”).

## EXCHANGE RATE INFORMATION

### CHINA

The PBOC sets and publishes daily a base exchange rate with reference primarily to the supply and demand of Renminbi against a basket of currencies in the market during the prior day. PBOC also takes into account other factors, such as the general conditions existing in the international foreign exchange markets. From 1994 to July 20, 2005, the conversion of Renminbi into foreign currencies, including Hong Kong dollars and U.S. dollars, was based on rates set daily by PBOC on the basis of the previous day's inter-bank foreign exchange market rates and then current exchange rates in the world financial markets. During this period, the official exchange rate for the conversion of Renminbi to U.S. dollars remained generally stable. Although the PRC government introduced policies in 1996 to reduce restrictions on the convertibility of Renminbi into foreign currencies for current account items, conversion of Renminbi into foreign currencies for capital items, such as foreign direct investment, loan principals and securities trading, still requires the approval of SAFE and other relevant authorities. On July 21, 2005, the PRC government introduced a managed floating exchange rate system to allow the value of the Renminbi to fluctuate within a regulated band based on market supply and demand and by reference to a basket of currencies. On the same day, the value of the Renminbi appreciated by approximately 2% against the U.S. dollar. The PRC government has since made and in the future may make further adjustments to the exchange rate system.

On May 18, 2007, PBOC enlarged the floating band for the trading prices in the inter-bank foreign exchange market of the Renminbi against the U.S. dollar from 0.3% to 0.5% around the central parity rate, effective on May 21, 2007. This allows the Renminbi to fluctuate against the U.S. dollar by up to 0.5% above or below the central parity rate published by PBOC. The floating band was further widened to 1.0% on April 16, 2012 and 2.0% on March 17, 2014. The PBOC announces the closing price of a foreign currency traded against the Renminbi in the inter-bank foreign exchange market after the closing of the market on each working day, and makes it the central parity for trading against the Renminbi on the following working day. Effective since August 11, 2015, market makers are required to quote their central parity rates for Renminbi against U.S. dollar to the China Foreign Exchange Trade System daily before the market opens by reference to the closing rate of the PRC inter-bank foreign exchange market on the previous trading day in conjunction with the demand and supply conditions in the foreign exchange markets and exchange rate movements of major currencies. PBOC has further authorized the China Foreign Exchange Trade System to announce its central parity rate for Renminbi against the U.S. dollar through a weighted averaging of the quotes from the market makers after removing the highest quote and the lowest quote. PBOC announces the closing price of a foreign currency traded against the Renminbi in the inter-bank foreign exchange market after the closing of the market on each working day, and makes it the central parity for trading against the Renminbi on the following working day. The PRC government may adopt further reforms of its exchange rate system, including making the Renminbi freely convertible in the future.

The following table sets forth the noon buying rate for U.S. dollars in New York City for cable transfer in Renminbi as certified for customs purposes by the Federal Reserve Bank of New York for the periods indicated:

<b>Period</b>	<b>Period end</b>	<b>Noon buying rate</b>		
		<b>Average<sup>(1)</sup></b>	<b>High</b>	<b>Low</b>
		(RMB per US\$1.00)		
2012 .....	6.2301	6.3088	6.3879	6.2221
2013 .....	6.0537	6.1478	6.2438	6.0537
2014 .....	6.2046	6.1620	6.2591	6.0402
2015 .....	6.4778	6.2827	6.4896	6.1870
2016 .....	6.9430	6.6400	6.9580	6.4480
2017 .....	6.5063	6.7569	6.9575	6.4773
July .....	6.7240	6.7694	6.8039	6.7240
August .....	6.5888	6.6670	6.7272	6.5888
September .....	6.6533	6.5690	6.6591	6.4773
October .....	6.6328	6.6254	6.6533	6.5712
November .....	6.6090	6.6200	6.6385	6.5967
December .....	6.5063	6.5932	6.6210	6.5063
2018 .....				
January (through January 12) .....	6.4607	6.4951	6.5263	6.4607

Source: Federal Reserve H.10 Statistical Release

Note:

- (1) Determined by averaging the rates on the last business day of each month during the relevant year, except for monthly average rates, which are determined by averaging the daily rates during the respective months.

## HONG KONG

The Hong Kong dollar is freely convertible into other currencies, including the U.S. dollar. Since October 17, 1983, the Hong Kong dollar has been linked to the U.S. dollar at the rate of HK\$7.80 to US\$1.00. The Basic Law of the Hong Kong Special Administrative Region of the People's Republic of China (the "Basic Law"), which came into effect on July 1, 1997, provides that no foreign exchange control policies shall be applied in Hong Kong.

The market exchange rate of the Hong Kong dollar against the U.S. dollar continues to be determined by the forces of supply and demand in the foreign exchange market. However, against the background of the fixed rate system which applies to the issuance and withdrawal of Hong Kong currency in circulation, the market exchange rate has not deviated significantly from the level of HK\$7.80 to US\$1.00. In May 2005, the Hong Kong Monetary Authority broadened the 22-year-old trading band from the original rate of HK\$7.80 per U.S. dollar to a rate range of HK\$7.75 to HK\$7.85 per U.S. dollar. The Hong Kong government has indicated its intention to maintain the link within that rate range. Under the Basic Law, the Hong Kong dollar will continue to circulate and remain freely convertible. The Hong Kong government has also stated that it has no intention of imposing exchange controls in Hong Kong and that the Hong Kong dollar will remain freely convertible into other currencies, including the U.S. dollar. However, no assurance can be given that the Hong Kong government will maintain the link within the current rate range or at all.

The following table sets forth the noon buying rate for U.S. dollars in New York City for cable transfer in Hong Kong dollars as certified for customs purposes by the Federal Reserve Bank of New York for the periods indicated:

<u>Period</u>	<u>Period end</u>	<u>Noon buying rate</u>		
		<u>Average<sup>(1)</sup></u>	<u>High</u>	<u>Low</u>
		(HK per US\$1.00)		
2012 .....	7.7507	7.7569	7.7699	7.7493
2013 .....	7.7539	7.7565	7.7654	7.7503
2014 .....	7.7531	7.7545	7.7669	7.7495
2015 .....	7.7507	7.7524	7.7686	7.7495
2016 .....	7.7534	7.7620	7.8270	7.7505
2017 .....	7.8128	7.7926	7.8267	7.7540
July .....	7.8100	7.8091	7.8128	7.8034
August .....	7.8267	7.8127	7.8267	7.8121
September .....	7.8110	7.8127	7.8256	7.7995
October .....	7.8015	7.8053	7.8106	7.7996
November .....	7.8093	7.8052	7.8118	7.7955
December .....	7.8128	7.8128	7.8228	7.8050
2018				
January (through January 12) .....	7.8228	7.8197	7.8228	7.8161

Source: Federal Reserve H.10 Statistical Release

Note:

- (1) Determined by averaging the rates on the last business day of each month during the relevant year, except for monthly average rates, which are determined by averaging the daily rates during the respective months.



## CAPITALIZATION AND INDEBTEDNESS

The following table sets forth our consolidated cash and cash equivalents, total current borrowings and capitalization as of June 30, 2017 on an actual basis and on an as adjusted basis after giving effect to the gross proceeds from the issuance of the Notes in this offering after deducting the underwriting discounts and commissions and other estimated expenses of this offering payable by us. The following table should be read in conjunction with the selected unaudited interim consolidated condensed financial information and related notes included in this offering memorandum.

	As of June 30, 2017			
	Actual		As adjusted	
	(RMB'000)	(US\$'000)	(RMB'000)	(US\$'000)
<b>Cash and cash equivalents<sup>(1)</sup></b> . . . . .	6,445,664	950,786	8,581,144	1,265,786
<b>Current borrowings<sup>(2)</sup></b>				
Bank borrowings—secured . . . . .	130,000	19,176	130,000	19,176
Other borrowings <sup>(3)</sup> . . . . .	4,764,881	702,857	4,764,881	702,857
Current portion of non-current borrowings . . . . .	13,988,400	2,063,399	13,988,400	2,063,399
<b>Total current borrowings</b> . . . . .	<u>18,883,281</u>	<u>2,785,432</u>	<u>18,883,281</u>	<u>2,785,432</u>
<b>Non-current borrowings<sup>(2)</sup></b>				
Bank borrowings—secured . . . . .	12,195,260	1,798,897	12,195,260	1,798,897
Other borrowings . . . . .	26,888,450	3,966,258	26,888,450	3,966,258
Asset backed securities . . . . .	827,200	122,018	827,200	122,018
Public Corporate Bonds—unsecured . . . . .	2,464,841	363,583	2,464,841	363,583
Private Corporate Bonds—unsecured . . . . .	8,439,176	1,244,845	8,439,176	1,244,845
2016 Notes—unsecured . . . . .	2,637,656	389,075	2,637,656	389,075
Less: current portion of non-current borrowings . . . . .	(13,988,400)	(2,063,399)	(13,988,400)	(2,063,399)
Notes to be issued . . . . .	—	—	2,135,480	315,000
<b>Total non-current borrowings</b> . . . . .	<u>39,464,183</u>	<u>5,821,277</u>	<u>41,599,663</u>	<u>6,136,277</u>
<b>Total equity</b> . . . . .	<u>24,625,992</u>	<u>3,632,527</u>	<u>24,625,992</u>	<u>3,632,527</u>
<b>Total capitalization<sup>(4)</sup></b> . . . . .	<u>64,090,175</u>	<u>9,453,804</u>	<u>66,225,655</u>	<u>9,768,804</u>

*Notes:*

- (1) Cash and cash equivalents exclude restricted bank deposits of RMB1,143.4 million (US\$168.7 million) and term deposits with initial terms of over three months of RMB3,422.5 million (US\$504.9 million).
- (2) Subsequent to June 30, 2017, we have, in the ordinary course of business, entered into additional financing arrangements to finance our property developments and for general corporate purposes. In particular, we issued July 2017 Notes and September 2017 Notes in July and September 2017, respectively. See “Description of Material Indebtedness and Other Obligations” for details. These additional borrowings are not reflected in the table above.
- (3) “Other borrowings” also includes the June 2017 Notes. See “Description of Material Indebtedness and Other Obligations” for details.
- (4) Total capitalization includes total non-current borrowings plus total equity.

Subsequent to June 30, 2017, we have, from time to time, in the ordinary course of business, entered into additional financing agreements to finance our property developments or for general corporate purposes. Our consolidated total borrowings increased from RMB58,347.5 million as of June 30, 2017 to approximately RMB68,600.0 million as of November 30, 2017. After the completion of this offering, we may incur additional debt, including Renminbi denominated borrowings or debt securities. Except as otherwise disclosed in this offering memorandum, there has been no material adverse change in our capitalization since June 30, 2017.

## SELECTED CONSOLIDATED FINANCIAL AND OTHER DATA

The following table presents our summary financial and other data. The summary consolidated income statements and other financial data for 2014, 2015 and 2016 and the summary consolidated balance sheets data as for December 31, 2014, 2015 and 2016 set forth below (except for EBITDA data) have been derived from our audited consolidated financial statements for 2015 and 2016 and as of December 31, 2015 and 2016, as audited by PricewaterhouseCoopers, our independent certified public accountants, and included elsewhere in this offering memorandum. The summary consolidated income statement and other financial data for the six months ended June 30, 2016 and 2017 and the summary consolidated balance sheet data as of June 30, 2017 set forth below (except for EBITDA data) have been derived from our unaudited interim condensed consolidated financial information for such period and as of such date, as reviewed by PricewaterhouseCoopers in accordance with Hong Kong Standard on Review Engagements 2410 “Review of Interim Financial Information Performed by the Independent Auditor of the Entity” issued by the Hong Kong Institute of Certified Public Accountants. Results for the interim period are not indicative of the results for the year. Our financial statements have been prepared and presented in accordance with HKFRS, which differ in certain respects from generally accepted accounting principles in other jurisdictions. The summary financial data below should be read in conjunction with our consolidated financial statements and the notes to those statements included elsewhere in this offering memorandum.

## SUMMARY CONSOLIDATED INCOME STATEMENTS AND OTHER FINANCIAL DATA

	For the year ended December 31,				For the six months ended June 30,		
	2014	2015	2016		2016	2017	
	(RMB'000)	(RMB'000)	(RMB'000)	(US\$'000) (unaudited)	(RMB'000) (unaudited)	(RMB'000) (unaudited)	(US\$'000) (unaudited)
Revenue .....	4,099,230	7,414,576	11,371,663	1,677,410	6,983,410	11,900,869	1,755,472
Cost of sales .....	(2,959,228)	(4,700,368)	(9,069,848)	(1,337,874)	(5,698,424)	(9,691,237)	(1,429,534)
Gross profit .....	1,140,002	2,714,208	2,301,815	339,536	1,284,986	2,209,632	325,938
Selling and marketing costs ....	(288,873)	(395,833)	(473,370)	(69,826)	(237,573)	(197,328)	(29,107)
Administrative expenses .....	(267,006)	(273,020)	(477,911)	(70,496)	(183,373)	(319,473)	(47,125)
Fair value gains on the remeasurement of joint ventures .....	—	—	278,074	41,018	278,074	—	—
Fair value gains on investment properties .....	—	—	361,026	53,254	9,000	42,000	6,195
Other income .....	3,729	7,320	11,666	1,721	4,750	18,447	2,721
Operating profit .....	587,852	2,052,675	2,001,300	295,207	1,155,864	1,753,278	258,622
Finance income/(costs)—net ...	5,025	(11,176)	125,363	18,492	41,274	17,172	2,533
Share of profits of investments accounted for using the equity method, net .....	240,724	422,539	443,105	65,362	305,241	269,506	39,754
Profit before income tax .....	833,601	2,464,038	2,569,768	379,061	1,502,379	2,039,956	300,910
Income tax expenses .....	(331,962)	(1,058,097)	(866,900)	(127,875)	(485,585)	(921,950)	(135,995)
Profit for the year/period .....	501,639	1,405,941	1,702,868	251,186	1,016,794	1,118,006	164,915
<b>Profit for the year/period attributable to:</b>							
Owners of the Company .....	506,507	1,432,813	1,292,339	190,629	858,164	687,851	101,463
Non-controlling interests .....	(4,868)	(26,872)	308,510	45,508	133,661	305,403	45,049
Holders of Perpetual Capital Instruments .....	—	—	102,019	15,049	24,969	124,752	18,402
	501,639	1,405,941	1,702,868	251,186	1,016,794	1,118,006	164,915
Other financial data (unaudited):							
EBITDA <sup>(1)</sup> .....	842,284	2,490,346	2,462,682	363,265	1,468,076	2,055,634	303,222
EBITDA margin <sup>(2)</sup> .....	20.5%	33.6%	21.7%	21.7%	21.0%	17.3%	17.3%

Notes:

- (1) EBITDA consists of profit before income tax plus finance income/(costs)—net, depreciation of property, plant and equipment and amortization of intangible assets. EBITDA is not a standard measure under HKFRS. EBITDA is a widely used financial indicator of a

company's ability to service and incur debt. EBITDA should not be considered in isolation or construed as an alternative to cash flows, net income or any other measure of financial performance or as an indicator of our operating performance, liquidity, profitability or cash flows generated by operating, investing or financing activities. EBITDA does not account for taxes, interest expense or other non-operating cash expenses. In evaluating EBITDA, we believe that investors should consider, among other things, the components of EBITDA such as revenue and selling and distribution expenses and administrative expenses and the amount by which EBITDA exceeds capital expenditures and other charges. We have included EBITDA because we believe it is a useful supplement to cash flow data as a measure of our performance and our ability to generate cash flow from operations to cover debt service and taxes. EBITDA presented herein may not be comparable to similarly titled measures presented by other companies. Investors should not compare our EBITDA to EBITDA presented by other companies because not all companies use the same definition. Investors should also note that EBITDA as presented herein may be calculated differently from Consolidated EBITDA as defined and used in the Indenture. See the section entitled "Description of the Notes—Definitions" for a description of the manner in which Consolidated EBITDA is defined for purposes of the Indenture.

- (2) EBITDA margin is calculated by dividing EBITDA by revenue.

# SUMMARY CONSOLIDATED BALANCE SHEETS

	As of December 31,				As of June 30, 2017	
	2014	2015	2016			
	(RMB'000)	(RMB'000)	(RMB'000)	(US\$'000) (unaudited)	(RMB'000) (unaudited)	(US\$'000) (unaudited)
<b>ASSETS</b>						
<b>Non-current assets</b>						
Property, plant and equipment	463,864	840,824	1,321,057	194,866	1,370,351	202,138
Land use rights	498,590	483,787	479,518	70,733	471,976	69,620
Investment properties	—	—	4,058,000	598,587	5,834,086	860,574
Prepayments	—	—	—	—	3,167,915	467,292
Intangible assets	3,368	2,774	4,876	719	5,069	748
Investments accounted for using the equity method	2,355,819	2,534,738	2,695,532	397,612	4,463,857	658,454
Other receivables	2,691	—	—	—	—	—
Available-for-sale financial assets	1,000	46,000	33,724	4,975	—	—
Term deposits	—	—	640,000	94,405	—	—
Deferred tax assets	134,412	151,282	258,949	38,197	217,680	32,110
	<u>3,459,744</u>	<u>4,059,405</u>	<u>9,491,656</u>	<u>1,400,094</u>	<u>15,530,934</u>	<u>2,290,935</u>
<b>Current assets</b>						
Properties under development	14,907,113	23,338,429	31,614,716	4,663,419	49,025,812	7,231,692
Completed properties held for sale	866,423	1,301,888	7,572,767	1,117,043	11,025,992	1,626,420
Trade and other receivables and prepayments	7,664,116	1,868,565	32,103,325	4,735,493	25,987,181	3,833,313
Amounts due from related parties	2,713,147	—	229,101	33,794	3,390,715	500,157
Amounts due from customers for contract works	114,627	143,361	1,249,435	184,301	1,629,979	240,435
Prepaid taxation	390,218	205,499	512,516	75,547	994,899	146,755
Available-for-sale financial assets	20,000	41,000	24,000	3,540	21,333	3,147
Term deposits with initial terms of over three months	—	1,021,799	3,677,169	542,411	3,422,471	504,841
Restricted cash	741,736	74,458	907,034	133,795	1,143,406	168,661
Cash and cash equivalents	657,637	2,742,466	11,525,557	1,700,110	6,445,664	950,786
	<u>28,075,017</u>	<u>30,737,465</u>	<u>89,415,260</u>	<u>13,189,453</u>	<u>103,087,452</u>	<u>15,206,209</u>
<b>Total assets</b>	<u>31,534,761</u>	<u>34,796,870</u>	<u>98,906,916</u>	<u>14,589,547</u>	<u>118,618,386</u>	<u>17,497,144</u>
<b>EQUITY</b>						
<b>Capital and reserves attributable to the owners of the Company</b>						
Share capital	—	—	12	2	12	2
Share premium	—	989,745	2,485,669	366,656	2,485,669	366,656
Reserves	1,020,877	3,312,777	4,984,837	735,302	5,699,622	840,739
	<u>1,020,877</u>	<u>4,302,522</u>	<u>7,470,518</u>	<u>1,101,960</u>	<u>8,185,303</u>	<u>1,207,397</u>
Non-controlling interests	8,169	770,210	12,386,271	1,827,072	13,254,574	1,955,154
Perpetual Capital Instruments	—	—	3,232,533	476,824	3,186,115	469,977
<b>Total equity</b>	<u>1,029,046</u>	<u>5,072,732</u>	<u>23,089,322</u>	<u>3,405,856</u>	<u>24,625,992</u>	<u>3,632,528</u>
<b>LIABILITIES</b>						
<b>Non-current liabilities</b>						
Deferred income tax liabilities	—	—	1,479,533	218,243	1,585,656	233,897
Borrowings	10,999,600	6,926,063	31,683,744	4,673,601	39,464,183	5,821,277
	<u>10,999,600</u>	<u>6,926,063</u>	<u>33,163,277</u>	<u>4,891,844</u>	<u>41,049,839</u>	<u>6,055,174</u>
<b>Current liabilities</b>						
Trade and other payables	1,277,317	2,273,632	10,947,247	1,614,805	15,071,945	2,223,230
Amounts due to related parties	3,207,622	265,007	1,474,137	217,447	56,041	8,266
Dividend payable	338,000	—	—	—	—	—
Pre-sale proceeds received from customers	8,099,997	10,083,124	20,968,395	3,093,003	17,384,874	2,564,406
Current income tax liabilities	323,979	729,812	1,531,018	225,837	1,546,414	228,108
Borrowings	6,259,200	9,446,500	7,733,520	1,140,755	18,883,281	2,785,432
	<u>19,506,115</u>	<u>22,798,075</u>	<u>42,654,317</u>	<u>6,291,847</u>	<u>52,942,555</u>	<u>7,809,442</u>
<b>Total liabilities</b>	<u>30,505,715</u>	<u>29,724,138</u>	<u>75,817,594</u>	<u>11,183,691</u>	<u>93,992,394</u>	<u>13,864,616</u>
<b>Total equity and liabilities</b>	<u>31,534,761</u>	<u>34,796,870</u>	<u>98,906,916</u>	<u>14,589,547</u>	<u>118,618,386</u>	<u>17,497,144</u>
<b>Net current assets</b>	<u>8,568,902</u>	<u>7,939,390</u>	<u>46,760,943</u>	<u>6,897,606</u>	<u>50,144,897</u>	<u>7,396,767</u>

## HISTORICAL FINANCIAL INFORMATION OF THE NINGBO HAILIANG GROUP

We acquired a 55% equity interest in Ningbo Hailiang and Anhui Hailiang, respectively, in the second half year of 2017. The following table presents the summary financial data of Ningbo Hailiang. The summary combined income statements and other financial data for 2014, 2015, 2016 and the six months ended June 30, 2016 and 2017 and the summary combined balance sheets data as of December 31, 2014, 2015 and 2016 and June 30, 2017 set forth below have been derived from the historical financial information for such period and as of such date, as audited by PricewaterhouseCoopers, an independent certified public accountants.

### Combined Income Statements

	Year ended December 31,				Six months ended June 30,		
	2014	2015	2016		2016	2017	
	RMB'000	RMB'000	RMB'000	US\$'000	RMB'000	RMB'000	US\$'000
				(Unaudited)	(Unaudited)		(Unaudited)
Revenue .....	1,064,342	3,477,339	5,270,440	777,431	1,435,351	1,543,440	227,670
Cost of sales .....	(988,329)	(2,484,183)	(4,657,428)	(687,007)	(1,128,550)	(1,174,483)	(173,245)
<b>Gross profit</b> .....	76,013	993,156	613,012	90,424	306,801	368,957	54,425
Selling and marketing cost ....	(116,436)	(115,895)	(163,582)	(24,130)	(70,402)	(72,469)	(10,690)
Administrative expenses .....	(105,249)	(120,333)	(120,624)	(17,793)	(72,650)	(63,482)	(9,364)
<b>Operating profit</b> .....	(145,672)	756,928	328,806	48,501	163,749	233,006	34,371
Finance income .....	1,716	2,379	4,410	651	1,912	3,497	516
Finance costs .....	—	—	—	—	—	—	—
Finance income — net .....	1,716	2,379	4,410	651	1,912	3,497	516
Share of loss of investments accounted for using the equity method, net .....	—	(4,204)	(7,085)	(1,045)	(3,183)	(3,989)	(589)
<b>(Loss)/profit before income tax</b> .....	(143,956)	755,103	326,131	48,107	162,478	232,514	34,298
Income tax expenses .....	(25,142)	(262,841)	(168,583)	(24,867)	(84,698)	(84,480)	(12,462)
<b>(Loss)/profit for the year/ period</b> .....	(169,098)	492,262	157,548	23,240	77,780	148,034	21,836
<b>(Loss)/profit for the year/ period attributable to:</b>							
Owners of the Ningbo							
Hailiang .....	(190,500)	492,297	159,032	23,459	79,263	149,144	11,692
Non-controlling interests .....	21,402	(35)	(1,484)	(219)	(1,483)	(1,110)	(164)
	(169,098)	492,262	157,548	23,240	77,780	148,034	21,836

# Combined Balance Sheets

	As of December 31,				As of June 30,	
	2014	2015	2016		2017	
	RMB'000	RMB'000	RMB'000	US\$'000 (Unaudited)	RMB'000	US\$'000 (Unaudited)
<b>ASSETS</b>						
<b>Non-current assets</b>						
Property, plant and equipment	12,232	10,614	8,413	1,241	7,330	1,081
Intangible assets	2,819	2,000	1,512	223	1,912	282
Investment in associates	—	69,296	65,072	9,599	58,349	8,607
Deferred income tax assets	66,020	32,160	39,601	5,841	60,799	8,968
	<u>81,071</u>	<u>114,070</u>	<u>114,598</u>	<u>16,904</u>	<u>128,390</u>	<u>18,938</u>
<b>Current assets</b>						
Properties under development	7,444,958	12,174,018	10,526,554	1,552,749	12,604,305	1,859,234
Completed properties held for sale	418,166	984,712	1,758,001	259,319	1,451,867	214,162
Trade and other receivables and prepayments	614,504	639,470	628,685	92,736	1,008,710	148,793
Amounts due from related parties	945,436	1,878,083	2,497,584	368,413	1,479,451	218,231
Amounts due from customers for contract works	4,943	—	—	—	—	—
Prepaid income taxation	22,186	54,439	167,256	24,672	304,118	44,860
Restricted cash	86,290	115,772	148,299	21,875	279,515	41,231
Cash and cash equivalents	223,688	721,089	1,053,598	155,414	1,217,272	179,557
	<u>9,760,171</u>	<u>16,567,583</u>	<u>16,779,977</u>	<u>2,475,178</u>	<u>18,345,238</u>	<u>2,706,068</u>
<b>Total assets</b>	<u>9,841,242</u>	<u>16,681,653</u>	<u>16,894,575</u>	<u>2,492,082</u>	<u>18,473,628</u>	<u>2,725,006</u>
<b>EQUITY</b>						
<b>Equity attributable to owners of Ningbo Hailiang</b>						
Combined capital	300,000	300,000	300,000	44,252	300,000	44,252
Other reserves	526,574	1,018,871	1,177,903	173,750	69,329	10,227
	<u>826,574</u>	<u>1,318,871</u>	<u>1,477,903</u>	<u>218,002</u>	<u>369,329</u>	<u>54,479</u>
<b>Non-controlling interests</b>	—	4,965	10,081	1,487	10,180	1,502
<b>Total equity</b>	<u>826,574</u>	<u>1,323,836</u>	<u>1,487,984</u>	<u>219,489</u>	<u>379,509</u>	<u>55,981</u>
<b>LIABILITIES</b>						
<b>Non-current liabilities</b>						
Borrowings	596,091	1,526,501	1,720,000	253,714	1,287,000	189,843
<b>Current liabilities</b>						
Pre-sale proceeds received from customers	4,019,134	5,751,125	8,536,845	1,259,252	11,426,912	1,685,559
Amounts due to related parties	2,812,712	3,525,159	2,175,244	320,866	1,434,607	211,616
Amounts due to customers for contract works	—	58,393	7,644	1,128	115	17
Trade and other payables	1,228,837	1,350,628	1,765,141	260,371	1,942,485	286,532
Borrowings	303,909	3,061,368	1,126,501	166,168	2,003,000	295,458
Current income tax liabilities	53,985	84,643	75,216	11,094	—	—
	<u>8,418,577</u>	<u>13,831,316</u>	<u>13,686,591</u>	<u>2,018,879</u>	<u>16,807,119</u>	<u>2,479,182</u>
<b>Total liabilities</b>	<u>9,014,668</u>	<u>15,357,817</u>	<u>15,406,591</u>	<u>2,272,593</u>	<u>18,094,119</u>	<u>2,669,025</u>
<b>Total equity and liabilities</b>	<u>9,841,242</u>	<u>16,681,653</u>	<u>16,894,575</u>	<u>2,492,082</u>	<u>18,473,628</u>	<u>2,725,006</u>



## HISTORICAL FINANCIAL INFORMATION OF THE ANHUI HAILIANG GROUP

The following table presents the summary financial data of Anhui Hailiang. The summary consolidated income statements and other financial data for 2014, 2015, 2016 and the six months ended June 30, 2016 and 2017 and the summary consolidated balance sheets data as of December 31, 2014, 2015 and 2016 and June 30, 2017 set forth below have been derived from the historical financial information for such period and as of such date, as audited by PricewaterhouseCoopers, an independent certified public accountants.

### Consolidated Income Statements

	Year ended December 31,				Six months ended June 30,		
	2014	2015	2016		2016	2017	
	RMB'000	RMB'000	RMB'000	US\$'000 (Unaudited)	RMB'000 (Unaudited)	RMB'000	US\$'000 (Unaudited)
Revenue . . . . .	1,935,217	5,712,872	5,276,357	778,304	2,786,840	1,101,666	162,504
Cost of sales . . . . .	(1,686,463)	(4,571,101)	(4,618,588)	(681,278)	(2,499,670)	(913,633)	(134,768)
<b>Gross profit . . . . .</b>	<b>248,754</b>	<b>1,141,771</b>	<b>657,769</b>	<b>97,026</b>	<b>287,170</b>	<b>188,033</b>	<b>27,736</b>
Selling and marketing cost . . .	(97,448)	(89,725)	(80,083)	(11,813)	(37,936)	(41,779)	(6,163)
Administrative expenses . . . . .	(76,941)	(73,755)	(55,419)	(8,175)	(33,091)	(14,440)	(2,130)
<b>Operating profit . . . . .</b>	<b>74,365</b>	<b>978,291</b>	<b>522,267</b>	<b>77,038</b>	<b>216,143</b>	<b>131,814</b>	<b>19,443</b>
Finance income . . . . .	2,212	4,755	4,309	636	1,555	2,791	412
Finance costs . . . . .	—	—	—	—	—	—	—
Finance income — net . . . . .	2,212	4,755	4,309	636	1,555	2,791	412
<b>Profit before income tax . . . .</b>	<b>76,577</b>	<b>983,046</b>	<b>526,576</b>	<b>77,674</b>	<b>217,698</b>	<b>134,605</b>	<b>19,855</b>
Income tax expense . . . . .	(73,730)	(309,197)	(159,383)	(23,510)	(63,343)	(40,362)	(5,953)
<b>Profit for the year/period . . .</b>	<b>2,847</b>	<b>673,849</b>	<b>367,193</b>	<b>54,164</b>	<b>154,355</b>	<b>94,243</b>	<b>13,902</b>

## Consolidated Balance Sheets

	As of December 31,				As of June 30,	
	2014	2015	2016		2017	
	RMB'000	RMB'000	RMB'000	US\$'000 (Unaudited)	RMB'000	US\$'000 (Unaudited)
<b>ASSETS</b>						
<b>Non-current assets</b>						
Property, plant and equipment	7,642	6,089	4,238	625	3,309	488
Intangible assets	1,134	949	762	112	669	99
Deferred income tax assets	56,933	38,787	37,227	5,491	54,006	7,966
	<u>65,709</u>	<u>45,825</u>	<u>42,227</u>	<u>6,228</u>	<u>57,984</u>	<u>8,553</u>
<b>Current assets</b>						
Properties under development	8,326,176	5,747,836	2,828,736	417,261	2,413,657	356,033
Completed properties held for sale	147,043	1,250,192	1,858,526	274,147	1,834,180	270,556
Trade and other receivables and prepayments	300,991	314,281	656,336	96,815	786,990	116,087
Amounts due from related parties	1,116,554	780,254	1,556,570	229,606	1,611,705	237,739
Prepaid income taxation	72,427	63,708	96,704	14,265	182,516	26,923
Restricted cash	828,242	389,336	372,710	54,978	393,080	57,982
Cash and cash equivalents	185,369	121,194	253,570	37,404	430,265	63,467
	<u>10,976,802</u>	<u>8,666,801</u>	<u>7,623,152</u>	<u>1,124,476</u>	<u>7,652,393</u>	<u>1,128,787</u>
<b>Total assets</b>	<u>11,042,511</u>	<u>8,712,626</u>	<u>7,665,379</u>	<u>1,130,704</u>	<u>7,710,377</u>	<u>1,137,340</u>
<b>EQUITY</b>						
<b>Equity attributable to owners of Anhui Hailiang</b>						
Share capital	162,500	162,500	162,500	23,970	162,500	23,970
Other reserves	450,252	774,101	1,141,294	168,350	685,537	101,122
<b>Total equity</b>	<u>612,752</u>	<u>936,601</u>	<u>1,303,794</u>	<u>192,320</u>	<u>848,037</u>	<u>125,092</u>
<b>LIABILITIES</b>						
<b>Non-current liabilities</b>						
Borrowings	400,620	150,000	200,000	29,502	140,000	20,651
<b>Current liabilities</b>						
Trade and other payables	1,021,484	1,307,292	2,040,691	301,018	1,730,952	255,329
Amounts due to related parties	1,051,520	795,247	1,029,966	151,928	473,787	69,887
Pre-sale proceeds received from customers	6,565,165	4,730,597	2,843,343	419,415	3,976,751	586,602
Current income tax liabilities	8,400	92,269	177,585	26,195	181,850	26,824
Borrowings	1,382,570	700,620	70,000	10,326	359,000	52,955
	<u>10,029,139</u>	<u>7,626,025</u>	<u>6,161,585</u>	<u>908,882</u>	<u>6,722,340</u>	<u>991,597</u>
<b>Total liabilities</b>	<u>10,429,759</u>	<u>7,776,025</u>	<u>6,361,585</u>	<u>938,384</u>	<u>6,862,340</u>	<u>1,012,248</u>
<b>Total equity and liabilities</b>	<u>11,042,511</u>	<u>8,712,626</u>	<u>7,665,379</u>	<u>1,130,704</u>	<u>7,710,377</u>	<u>1,137,340</u>

Pursuant to the sale and purchase agreements dated July 27, 2017, we acquired a 55% equity interest in each of Ningbo Hailiang and Anhui Hailiang, at an aggregate cash consideration of RMB2,896,524,000. The fair value of the net assets and liabilities acquired from Ningbo Hailiang and Anhui Hailiang takes into account pro forma adjustments as we are required to account for such assets of liabilities at their fair values in accordance with

using the acquisition accounting method in accordance with Hong Kong Financial Reporting Standard 3 (Revised) Business Combinations issued by the Hong Kong Institute of Certified Public Accountants. These pro forma adjustments also include adjustments for the estimated transaction costs, which mainly include professional fees payable by us in connection with the acquisition. The difference between the cash consideration and the fair value of the net assets acquired is recognized as goodwill.

## INDUSTRY OVERVIEW

*The information in the section below has been derived, in part, from official government sources unless otherwise indicated. This information has not been independently verified by us or the Initial Purchasers or any of our or their respective affiliates or advisors. The information may not be consistent with other information complied within or outside the PRC.*

### OVERVIEW OF THE PRC ECONOMY

China has experienced significant economic growth since the adoption of the reform and opening-up policy by the PRC government in 1978. China's nominal GDP grew at a CAGR of 8.7% from 2011 to 2016, reaching approximately RMB74.4 trillion in 2016 and making China one of the fastest-growing economies in the world.

The table below sets out selected economic statistics for China for the years indicated.

	2011	2012	2013	2014	2015	2016	CAGR
Nominal GDP (in billion) . . . . .	48,930.1	54,036.7	59,524.4	64,397.4	68,550.6	74,412.7	8.7%
Population (in millions) . . . . .	1,343.4	1,354.0	1,360.7	1,367.8	1,373.5	1,382.7	0.6%
Fixed asset investment (RMB in billions) . . . . .	31,148.5	37,469.5	44,629.4	51,202.1	56,200.0	60,646.6	14.3%
Per capita GDP (RMB) . . . . .	36,403.0	40,007.0	43,852.0	47,203.0	49,992.0	53,980.0	8.2%
Real GDP growth rate (%) . . . . .	9.5	7.9	7.8	7.3	6.9	6.7	N/A

Source: National Bureau of Statistics of China ("NBSC")

### OVERVIEW OF THE REAL ESTATE MARKET OF THE PRC

#### Key Growth Drivers of the Real Estate Market in the PRC

In addition to the overall growth of the PRC economy, the key factors driving the growth of the real estate market in the PRC include rapid urbanization and increases in disposable income.

The table below sets out selected economic statistics of the PRC for the years indicated.

	2011	2012	2013	2014	2015	2016	CAGR
Urban population (in millions) . . . . .	690.8	711.8	731.1	749.2	767.5	793.0	2.8%
Urbanization rate (%) . . . . .	51.3	52.6	53.7	54.8	55.9	57.4	N/A
Per capita disposable income of urban households (RMB) . . . . .	21,809.8	24,564.7	26,467.0	28,843.9	31,194.8	33,616.0	9.0%

Source: NBSC

Furthermore, demand for real estate is driven by the emergence and growth of the mortgage lending market in China. Due to this favorable market environment, investment in real estate development in China rose from approximately RMB6,179.7 billion in 2011 to approximately RMB10,258.1 billion in 2016, representing a CAGR of approximately 10.7%.

The table below sets out selected data relating to the property market in the PRC for the years indicated.

	2011	2012	2013	2014	2015	2016	CAGR
Real estate development investment (RMB in billions) .....	6,179.7	7,180.4	8,601.3	9,503.6	9,597.9	10,258.1	10.7%
Total GFA of commodity properties <sup>(1)</sup> sold (million sq.m.) .....	1,093.7	1,113.0	1,305.5	1,206.5	1,284.9	1,573.5	7.5%
Total GFA of residential properties sold (million sq.m.) .....	965.3	984.7	1,157.2	1,051.9	1,124.1	1,375.4	7.3%
Average selling price of commodity properties <sup>(2)</sup> (RMB per sq.m.) .....	5,357.1	5,791.0	6,237.0	6,324.0	6,792.5	7,475.6	6.9%
Average selling price of residential properties <sup>(3)</sup> (RMB per sq.m.) .....	4,993.2	5,429.9	5,849.8	5,933.0 <sup>(3)</sup>	6,472.4	7,202.6	7.6%
Total sales revenue of commodity properties <sup>(1)</sup> (RMB in billions) .....	5,858.9	6,445.6	8,142.8	7,629.2	8,728.1	11,762.7	15.0%
Total sales revenue of residential properties (RMB in billions) .....	4,819.8	5,346.7	6,769.5	6,241.1	7,275.3	9,906.4	15.5%

Source: NBSC

(1) Including residential properties, office buildings, properties for business use and others

(2) Calculated by “total sales revenue of commodity properties” divided by “total GFA of commodity properties sold”

(3) Calculated by “total sales revenue of residential properties” divided by “total GFA of residential properties sold”

The average selling price of commodity properties sold in China increased from approximately RMB5,357.1 per sq.m. in 2011 to approximately RMB\$7,475.6 per sq.m. in 2016, while the average selling price of residential properties increased from approximately RMB4,993.2 per sq.m. in 2011 to approximately RMB7,202.6 per sq.m. in 2016.

### Recent Developments of Real Estate Policies in the PRC

The real estate market in the PRC is subject to extensive government regulation. The PRC government exerts considerable direct and indirect influence on the development of the PRC property sector by promulgating laws and regulations and imposing industry policies and other economic measures. Over the past few years, in order to avoid over-heating of the real estate market, the PRC government has promulgated various restrictive measures to stabilize housing prices. Recently, some of these measures have been relaxed. For details of recent developments of real estate policies in the PRC, see the section headed “—Real Estate Markets of Selected Cities in the PRC” below and the section headed “Regulations—Measures on Stabilizing Housing Price” in this offering memorandum.

### Ranking of Our Group

We believe we have a leading market position in Fujian province and Fuzhou, the capital city of Fujian province. We were ranked first in Fujian province on the “Top 20 Real Estate Developers in Fujian province in 2016” list and 26th nationwide on the “Top 50 Real Estate Developers in China in 2017” list, jointly compiled by China Real Estate Industry Association and China Real Estate Evaluation Center based on a comprehensive set of criteria, including size, risk management, profitability, growth potential, operating results, innovation and social responsibility.

### DEVELOPMENT OF THE WESTERN TAIWAN STRAITS ECONOMIC ZONE

The establishment of the Western Taiwan Straits Economic Zone was formally proposed in 2004 and approved in 2005 by the Fujian provincial government to promote cooperation and trade liberalization of the region. In 2006, the statement “supporting the economic development of Western Taiwan Straits Zone (支持海峡

西岸經濟發展)” was officially included in the central government’s “Eleventh Five-Year Plan of PRC.” On May 6, 2009, the State Council promulgated the “Several Opinions in relation to Supporting Fujian Province to Accelerate the Development of the Western Taiwan Straits Economic Zone (Guo Fa [2009] No. 24) (《關於支持福建省加快建設海峽西岸經濟區的若干意見》(國發[2009]24號))”, pursuant to which the PRC government intends to accelerate the development of the Western Taiwan Straits Economic Zone in order to boost the nation’s coastal economy as a whole, channel overseas capital to western and central China and forge stronger economic cooperation with Taiwan.

The Western Taiwan Straits Economic Zone includes Fuzhou, Xiamen, Zhangzhou, Quanzhou, Putian, Sanming, Nanping, Longyan and Ningde in Fujian province; Wenzhou, Lishui and Quzhou in Zhejiang province; Shantou, Meizhou, Chaozhou and Jieyang in Guangdong province; and Shangrao, Yingtan, Fuzhou and Ganzhou in Jiangxi province.

With a land area of approximately 270,000 square kilometers, the Western Taiwan Straits Economic Zone is famous for being the hometown of millions of overseas Chinese and enjoys favorable natural and social resources. With its prime location in proximity to Taiwan, Hong Kong and Macau, private economy in the Western Taiwan Straits Economic Zone has flourished.

We believe that Fujian province is the key constituent of the Western Taiwan Straits Economic Zone. Leveraging its location alongside the Taiwan Straits, we believe that Fujian province is well positioned to act as the gateway of the Western Taiwan Straits Economic Zone linking the Pearl River Delta and the Yangtze River Delta, which are the most developed areas in China, as well as the vast hinterland of Central China.

For 2016, per capita GDP of Fujian province reached RMB73,951, while per capita disposable income of urban households reached RMB36,014, representing a growth of 7.5% and 8.2% over 2015, respectively, both of which were above the corresponding national growth rates. We believe that the strong economic performance will lead to continuous demand in the property market in the region.

## REAL ESTATE MARKETS OF SELECTED CITIES IN THE PRC

### Fuzhou

Fuzhou is the capital city of Fujian province, situated in southeast China and facing the Taiwan Straits. It is the political, economic and cultural center of Western Taiwan Straits Economic Zone. It occupies a total land area of approximately 11,968 million sq.m. and has five urban districts including Gulou district, Taijiang district, Cangshan district, Mawei district and Jin’an district. Fuzhou is a major economic hub in Fujian province with a long entrepreneurial tradition.

According to the Fuzhou Municipal Bureau of Statistics, Fuzhou had a population of approximately 7.6 million as of the end of 2016. In 2016, its nominal GDP reached approximately RMB619.8 billion, representing a per capita nominal GDP of RMB82,253.0. The table below sets forth selected economic indicators of Fuzhou for the years indicated:

	2011	2012	2013	2014	2015	2016	CAGR
Total population (in millions) . . . . .	7.2	7.3	7.3	7.4	7.5	7.6	1.0%
Urbanization rate (%) . . . . .	63.3	64.8	65.9	66.9	67.7	68.5	N/A
Nominal GDP (RMB in billions) . . .	373.6	421.1	467.8	516.9	561.8	619.8	10.7%
Per capita GDP (RMB) . . . . .	52,152	58,202	64,045	69,995	74,908.0	82,253.0	9.5%
Real GDP growth rate (%) . . . . .	13.0	12.1	11.5	10.1	9.6	8.5	N/A
Fixed-asset investment (RMB in billions) . . . . .	272.0	323.5	383.4	438.9	489.4	518.4	13.8%
Per capita disposable income of urban households (RMB) . . . . .	26,050.0	29,398.7	29,662.6	32,450.9	34,981.6	37,833.0	7.7%

Source: NBSC and Fuzhou Municipal Bureau of Statistics



Real estate investment increased from RMB96.3 billion in 2011 to RMB167.9 billion in 2016, representing a CAGR of 11.8%. The total GFA of commodity properties sold in Fuzhou was approximately 12.2 million sq.m. in 2015, representing an increase of approximately 3.1 million sq.m. over 2015.

The table below illustrates key figures relating to the real estate market in Fuzhou for the years indicated:

	<u>2011</u>	<u>2012</u>	<u>2013</u>	<u>2014</u>	<u>2015</u>	<u>2016</u>	<u>CAGR</u>
Real estate investment (RMB in billions) . . . . .	96.3	97.2	126.5	145.5	138.1	167.9	11.8%
Total GFA of commodity properties sold (million sq.m.) . . . . .	6.2	8.4	12.6	9.7	9.1	12.2	14.5%
Total GFA of residential properties sold (million sq.m.) . . . . .	5.3	7.3	11.1	8.2	7.5	10.2	14.0%
Average selling price of commodity properties (RMB per sq.m.) . . . . .	10,178.2	11,188.3	11,235.9	10,718.8	11,653.3	N/A	N/A
Average selling price of residential properties (RMB per sq.m.) . . . . .	9,553.2	10,644.5	10,155.4	10,105.2	11,332.7	N/A	N/A
Total sales revenue of commodity properties (RMB in billions) . . . . .	63.2	94.1	141.2	103.5	106.6	N/A	N/A
Total sales revenue of residential properties (RMB in billions) . . . . .	50.8	78.1	112.3	82.5	84.9	N/A	N/A

Source: NBSC, Fuzhou Municipal Bureau of Statistics, China Real Estate Index System

\* from 2011 to 2016

### **Local Real Estate Policies**

On October 10, 2010, the Fuzhou municipal government issued a temporary restrictive policy providing that, from the date of issue through December 31, 2010, each Fuzhou resident household is allowed to purchase only one new residential property in the five urban districts of Fuzhou; each non-Fuzhou resident household who is able to provide a local tax payment certificate or social security payment certificate for more than one year is allowed to purchase only one residential property in the five urban districts of Fuzhou city; the Fuzhou resident households who already own two or more residential properties or non-Fuzhou resident households who own one or more residential properties or non-Fuzhou resident households who are not able to provide a local tax payment certificate or social security payment certificate for more than one year are not allowed to purchase residential properties in the five urban districts of Fuzhou. The notice also prescribes that all commercial banks shall suspend granting loans for resident households to purchase a third or further home; the minimum down-payment in respect of loans on purchase of residential properties is 30% of the purchase price; the minimum down payment in respect of loans on purchase of the second residential properties is 50% of the purchase price and the loan interest rate must be at least 1.1 times of the relevant benchmark lending rate.

On November 25, 2013, the Fuzhou municipal government issued a further restrictive policy to raise the housing purchase standards of non-Fuzhou families. Specifically, no residential properties are allowed to be sold to non-Fuzhou resident households who are not able to provide a local certificate of accumulated over two years' tax payment or social security payment within a three-year period up to the date of purchase.

On September 22, 2014, the Fuzhou municipal government issued a new policy relaxing certain restrictive policies previously introduced: (i) canceling municipal purchase restriction measures; (ii) abolishing the requirement to provide certificates of tax payment or social security payment over a certain period during the procedures with respect to signing contracts (signing online), applying for loans, registering property rights and so on when purchasing residential properties; (iii) regarding as the first loan when the housing buyer re-applies for a loan after paying off the previous outstanding loan; and (iv) financial institutions implementing the low standards of relevant provisions with respect to down payment proportion and interest rates of loans.

## Xiamen

Xiamen is a major city in Fujian province. Xiamen was one of the first four special economic zones in China enjoying favorable economic policies. It occupies a total land area of approximately 1,573 million sq.m.

According to the Xiamen Municipal Bureau of Statistics, Xiamen had a population of approximately 3.9 million as of the end of 2016. In 2016, its nominal GDP reached approximately RMB378.4 billion, representing a per capita nominal GDP of RMB97,282.0. The table below sets forth selected economic indicators relating to Xiamen for the years indicated:

	2011	2012	2013	2014	2015	2016	CAGR
Total population (in millions) . . . . .	3.6	3.7	3.7	3.8	3.9	3.9	1.7%
Nominal GDP (RMB in billions) . . .	253.9	281.5	301.8	327.4	346.6	378.4	8.3%
Per capita GDP (RMB) . . . . .	70,832	77,340	81,572	86,832.0	89,793.3	97,282.0	6.6%
Real GDP growth rate (%) . . . . .	15.1	12.1	9.4	9.2	7.2	7.9	N/A
Fixed-asset investment (RMB in billions) . . . . .	112.8	132.3	133.7	156.2	189.7	216.0	13.9%
Per capita disposable income of urban households (RMB) . . . . .	33,565.3	37,576.0	36,622.1	39,625.1	42,606.6	46,254.0	6.6%

Source: NBSC and Xiamen Municipal Bureau of Statistics

Real estate investment increased from RMB43.8 billion in 2011 to RMB76.6 billion in 2016, representing a CAGR of 11.8%. The total GFA of commodity properties sold in Xiamen was approximately 5.7 million sq.m. in 2015.

The table below illustrates key figures relating to the real estate market in Xiamen for the years indicated:

	2011	2012	2013	2014	2015	2016	CAGR
Real estate investment (RMB in billions) . . . . .	43.8	51.9	53.2	70.4	77.4	76.6	11.8%
Total GFA of commodity properties sold (million sq.m.) . . . . .	4.5	6.2	7.9	7.9	5.7	N/A	N/A <sup>(1)</sup>
Total GFA of residential properties sold (million sq.m.) . . . . .	2.7	4.8	5.8	5.1	3.5	N/A	N/A <sup>(1)</sup>
Average selling price of commodity properties (RMB per sq.m.) . . . . .	10,555.7	12,280.5	13,624.5	15,378.1	16,121.8	N/A	N/A <sup>(1)</sup>
Average selling price of residential properties (RMB per sq.m.) . . . . .	13,422.6	12,953.4	14,551.1	17,777.6	18,928.1	N/A	N/A <sup>(1)</sup>
Total sales revenue of commodity properties (RMB in billions) . . . . .	47.0	75.6	107.2	121.5	92.0	N/A	N/A <sup>(1)</sup>
Total sales revenue of residential properties (RMB in billions) . . . . .	36.5	62.2	84.6	90.7	65.5	N/A	N/A <sup>(1)</sup>

Source: NBSC, Xiamen Municipal Bureau of Statistics, China Real Estate Index System

(1) Data not available

\* from 2011 to 2016

## Local Real Estate Policies

On February 20, 2011, the Xiamen municipal government issued a temporary restrictive policy providing that, from the date of issue through December 31, 2011, only one residential property is allowed to be sold to Xiamen resident households who already own one residential property and non-Xiamen resident households who are able to provide a local tax payment certificate or social security payment certificate for more than one year

within a two-year period up to the date of purchasing, and no residential properties are allowed to be sold to Xiamen resident households who already own two or more residential properties or non-Xiamen resident households who own one or more residential properties or non-Xiamen resident households who are not able to provide a local tax payment certificate or social security payment certificate for more than one year within a two-year period. Besides, the minimum down payment with regard to loans on purchase of the second residential properties is 60% of the purchase price and the loan interest rate must be at least 1.1 times of the relevant benchmark lending rate.

On April 2, 2013, the Xiamen municipal government issued a further restrictive policy re-confirming the restrictive policy issued on February 20, 2011. In addition, non-Xiamen resident households are not able to purchase residential properties by submitting certificates of a supplementary payment of tax or social security.

On August 20, 2014, the Land Resources and Real Estate Management Bureau and five other municipal departments of Xiamen jointly issued the “Implementation Opinions on Promoting the Stable and Healthy Growth of the Real Estate Market” (《關於促進房地產市場平穩健康發展的實施意見》), proposing certain adjustments to housing purchase restriction measures previously issued. Accordingly, Jimei district, Haicang district, Tongan district and Xiang'an district are no longer implementing housing purchase restriction measures; Siming district and Huli district are no longer implementing housing purchase restriction measures with regard to non-ordinary commodity housing. On January 15, 2015, the Xiamen municipal government issued a further policy providing that Siming district and Huli district are no longer implementing purchase restriction measures.

## Zhangzhou

Traditionally an agricultural center, Zhangzhou is a major city in Fujian province situated between two special economic zones known for vibrant economic activities: Xiamen and Shantou in Guangdong province. It occupies a total land area of approximately 12,607 million sq.m.

According to the Zhangzhou Municipal Bureau of Statistics, Zhangzhou had a population of approximately 5.1 million as of the end of 2016. In 2016, its nominal GDP reached approximately RMB312.5 billion, representing a per capita GDP of RMB62,196.0. The table below sets forth selected economic indicators relating to Zhangzhou for the years indicated:

	2011	2012	2013	2014	2015	2016	CAGR
Total population (in millions) . . . . .	4.8	4.9	4.9	5.0	5.0	5.1	1.0%
Urbanization rate (%) . . . . .	47.9	52.0	53.0	53.8	54.8	56.2	N/A
Nominal GDP (RMB in billions) . . . . .	176.8	201.3	223.6	250.6	276.7	312.5	12.1%
Per capita GDP (RMB) . . . . .	36,641.0	41,333.0	45,494.0	50,685.0	55,571.0	62,196.0	11.2%
Real GDP growth rate (%) . . . . .	14.7	12.6	11.5	11.3	11.0	9.3	N/A
Fixed-asset investment (RMB in billions) . . . . .	111.6	144.4	171.3	208.2	257.4	282.8	20.4%
Per capita disposable income of urban households (RMB) . . . . .	21,137.0	23,951.4	23,486.7	25,741.4	28,091.6	30,726.0	7.8%

Source: NBSC and Zhangzhou Municipal Bureau of Statistics

Real estate investment increased from RMB22.3 billion in 2011 to RMB46.3 billion in 2016, representing a CAGR of 15.7%. The total GFA of commodity properties sold in Zhangzhou was approximately 5.5 million sq.m. in 2016, representing an increase of approximately 2.0 million sq.m. over 2015.

The table below illustrates key figures relating to the real estate market in Zhangzhou for the years indicated:

	2011	2012	2013	2014	2015	2016	CAGR
Real estate investment (RMB in billions) . . .	22.3	25.4	35.6	47.2	50.3	46.3	15.7%
Total GFA of commodity properties sold (million sq.m.) . . . . .	3.4	3.5	4.9	4.7	5.5	7.5	17.0%
Total GFA of residential properties sold (million sq.m.) . . . . .	3.0	2.9	4.3	4.2	5.0	6.7	17.6%
Average selling price of commodity properties (RMB per sq.m.) . . . . .	5,453.0	5,606.0	6,145.0	5,805.0	6,240.7	7,324.3	6.1%
Average selling price of residential properties (RMB per sq.m.) . . . . .	4,919.0	5,281.0	5,909.0	5,580.0	6,069.4	7,323.2	8.3%
Total sales revenue of commodity properties (RMB in billions) . . . . .	18.5	19.7	30.1	27.6	34.4	54.6	24.2%
Total sales revenue of residential properties (RMB in billions) . . . . .	14.7	15.5	25.3	23.3	30.2	49.4	27.4%

Source: NBSC, Zhangzhou Municipal Bureau of Statistics, China Real Estate Index System

\* from 2011 to 2016

### Local Real Estate Policies

On March 23, 2011, the Zhangzhou municipal government issued a restrictive policy providing that from January 28, 2011 real estate transactions of residential properties purchased and possessed by individuals less than five years should be levied taxes according to the full sales income of the transactions. In addition, the minimum down payment with regard to loans on purchase of a second residential property is 60% of the purchase price and the loan interest rate must be at least 1.1 times of the relevant benchmark lending rate.

### Shanghai

Shanghai is one of the four municipalities directly administered by the PRC central government and also the economic and financial center of China. It is home to the headquarters of numerous prestigious domestic enterprises and multinational firms and has the first pilot free trade zone in China. Shanghai occupies a total land area of approximately 6,341 million sq.m.

According to the Shanghai Municipal Bureau of Statistics, Shanghai had a population of approximately 24.2 million as of the end of 2016. In 2016, its nominal GDP reached approximately RMB2,746.6 billion, representing a per capita nominal GDP of RMB103,141.0. The table below sets forth selected economic indicators relating to Shanghai for the years indicated:

	2011	2012	2013	2014	2015	2016	CAGR
Total population (in millions) . . .	23.5	23.8	24.2	24.3	24.2	24.2	0.6%
Urbanization rate (%) . . . . .	89.3	89.3	89.6	89.6	87.6	N/A	N/A
Nominal GDP (RMB in billions) . . . . .	1,919.6	2,018.2	2,181.8	2,356.8	2,496.5	2,746.6	7.4%
Per capita GDP (RMB) . . . . .	82,560.0	85,373.0	90,993.0	97,370.0	103,141.0	113,600.0	6.6%
Real GDP growth rate (%) . . . . .	8.2	7.5	7.7	7.0	6.9	6.8	(3.7)%
Fixed-asset investment (RMB in billions) . . . . .	496.2	511.8	564.8	601.6	635.3	675.6	6.4%
Per capita disposable income of urban households (RMB) . . . . .	36,230.5	40,188.3	43,851.4	48,851.9	52,962.0	57,692.0	9.8%

Source: NBSC and Shanghai Municipal Bureau of Statistics

Real estate investment increased from RMB225.4 billion in 2011 to RMB370.9 billion in 2016, representing a CAGR of 10.5%. The total GFA of commodity properties sold in Shanghai was approximately 27.1 million sq.m. in 2015, representing an increase of approximately 2.8 million sq.m. over 2015.

The table below illustrates key figures relating to the real estate market in Shanghai for the years indicated.

	2011	2012	2013	2014	2015	2016	CAGR
Real estate investment (RMB in billions) . . . . .	225.4	238.1	282.0	320.6	349.6	370.9	10.5%
Total GFA of commodity properties sold (million sq.m.) . . . . .	17.9	19.0	23.8	20.8	24.3	27.1	8.6%
Total GFA of residential properties sold (million sq.m.) . . . . .	15.0	15.9	20.2	17.8	20.1	20.2	6.1%
Average selling price of commodity properties (RMB per sq.m.) . . . . .	14,603.2	14,061.4	16,420.0	16,787.0	20,949.4	24,747.3	11.1%
Average selling price of residential properties (RMB per sq.m.) . . . . .	13,565.8	13,869.9	16,192.0	16,415.0	21,501.1	25,909.9	13.8%
Total sales revenue of commodity properties (RMB in billions) . . . . .	256.9	266.9	391.2	350.0	509.4	669.6	21.1%
Total sales revenue of residential properties (RMB in billions) . . . . .	198.2	220.9	326.4	292.3	432.0	523.3	21.4%

Source: NBSC and Shanghai Municipal Bureau of Statistics, China Real Estate Index System

\* from 2011 to 2016

### Local Real Estate Policies

On October 7, 2010, the Shanghai municipal government issued a restrictive policy providing that local resident households and those from other provinces and municipalities may only purchase one new residential property (including second-hand housing in stock) in Shanghai. All commercial banks shall disburse loans to households to buy a residential property, provided that the down payment is no less than 30% of the total purchase price. With regards to loans to buy a second home, the down payment shall not be less than 50% of the total purchase price, and the loan interest rate shall not be less than 1.1 times of the benchmark interest rate. No housing loans shall be disbursed to households for buying a third or more residential property.

On January 31, 2011, the Shanghai municipal government issued a restrictive policy providing that only one residential property (either new or second-hand) is allowed to be sold to Shanghai resident households who already own one residential property or non-Shanghai resident households who are able to provide a local tax payment certificate or social security payment (urban social security) certificate for more than one year within a two-year period up to the date of purchasing, and no properties are allowed to be sold to Shanghai resident households who already own more than one residential property or non-Shanghai resident households who already own residential properties or non-Shanghai resident households who are not able to provide a local tax payment certificate or social security payment (urban social security) certificate for more than one year within a two-year period.

On March 30, 2013, the Shanghai municipal government issued a further policy providing that national and local purchase restrictions imposed on housing together with their relevant implemented rules, and differentiated credit extension policies based on housing types shall be strictly enforced.

On November 8, 2013, the Shanghai Housing Support and Management Bureau issued the “Notice on the Strict Implementation of Restriction Measures Related to the Purchase of Housing Issues” (《限購措施有關問題的通知》), which increased the tax and social security payment period of non-Shanghai resident households

which are able to purchase residential properties in Shanghai city from “accumulated over one year’s tax payment or social security payment within a two-year period up to the date of purchasing” to “accumulated over two years’ tax payment or social security payment within a three-year period up to the date of purchasing.”

## Hangzhou

Hangzhou is the capital city of Zhejiang province situated in southeast China. It occupies a total land area of approximately 16,596 million sq.m.

According to the Hangzhou Municipal Bureau of Statistics, Hangzhou had a population of approximately 9.2 million as of the end of 2016. In 2016, its nominal GDP reached approximately RMB1,105.0 billion, representing a per capita nominal GDP of RMB112,268.0. The table below illustrates key figures relating to the real estate market in Hangzhou for the years indicated.

	2011	2012	2013	2014	2015	2016	CAGR
Total population (in millions) . .	8.7	8.8	8.8	8.9	9.0	9.2	1.1%
Urbanization rate (%) . . . . .	73.9	74.3	74.9	75.1	75.3	76.2	0.6%
Nominal GDP (RMB in billions) . . . . .	701.9	780.2	834.4	920.6	1,005.4	1,105.0	9.5%
Per capita GDP (RMB) . . . . .	80,478.0	88,962.0	94,566.0	103,757.0	112,268.0	121,394.0	8.6%
Real GDP growth rate (%) . . . . .	10.1	9.0	8.0	8.2	10.2	9.5	(1.2)%
Fixed-asset investment (RMB in billions) . . . . .	310.0	372.3	426.4	495.3	555.6	584.2	13.5%
Per capita disposable income of urban households (RMB) . . . .	34,065.0	37,511.0	39,310.0	44,632.0	48,316.0	52,185.0	8.9%

Source: NBSC and Hangzhou Municipal Bureau of Statistics

Real estate investment increased from RMB120.2 billion in 2011 to RMB260.6 billion in 2016, representing a CAGR of 16.7%. The total GFA of commodity properties sold in Hangzhou was approximately 23.3 million sq.m. in 2016, representing an increase of approximately 8.5 million sq.m. over 2015.

The table below illustrates key figures relating to the real estate market in Hangzhou for the years indicated:

	2011	2012	2013	2014	2015	2016	CAGR
Real estate investment (RMB in billions) . . . . .	120.2	159.7	185.3	230.2	247.3	260.6	16.7%
Total GFA of commodity properties sold (million sq.m.) . . . . .	7.4	10.9	11.4	11.2	14.8	23.3	25.7%
Total GFA of residential properties sold (million sq.m.) . . . . .	6.0	9.2	9.7	9.5	12.9	18.9	25.8%
Average selling price of commodity properties (RMB per sq.m.) . . . . .	13,286.0	13,447.4	15,022.0	13,895.5	14,422.0	15,754.0	3.5%
Average selling price of residential properties (RMB per sq.m.) . . . . .	12,748.6	13,291.7	14,678.6	14,035.3	14,747.9	16,213.2	4.9%
Total sales revenue of commodity properties (RMB in billions) . . . . .	98.1	146.5	171.1	156.0	213.8	366.5	30.2%
Total sales revenue of residential properties (RMB in billions) . . . . .	76.5	122.3	142.2	133.7	190.6	306.0	31.9%

Source: NBSC and Hangzhou Municipal Bureau of Statistics, China Real Estate Index System

\* from 2011 to 2016



### ***Local Real Estate Policies***

On February 28, 2011, the Hangzhou municipal government issued a restrictive policy providing that only one residential property (including new housing and second-hand housing) is allowed to be sold to Hangzhou resident households who already own one residential property or non-Hangzhou resident households who are able to provide a local certificate of accumulated over one year's tax payment or social security payment (urban social security) within a two-year period up to the date of purchasing, and no properties are allowed to be sold to Hangzhou resident households who already own two or more residential properties or non-Hangzhou resident households who own one or more residential properties or non-Hangzhou resident households who are not able to provide a local certificate of accumulated over one year's tax payment or social security payment (urban social security) within a two-year period. Moreover, the minimum down payment in respect of loans for the purchase of a second residential properties is 60% of the purchase price and the loan interest rate must be at least 1.1 times the relevant benchmark lending rate.

On March 31, 2013, the Hangzhou municipal government issued a further notice which includes that purchase restrictions imposed on housing and differentiated credit extension policies based on housing types shall be strictly enforced.

On July 29, 2014, the Hangzhou municipal government abolished the housing purchase restrictions in Yuhang district and Xiaoshan district as well as the purchase restrictions on residential properties (including new and second-hand residential properties) in urban districts with a total GFA of less than 140 sq.m. On August 29, 2014, the Hangzhou municipal government issued a further policy providing that from the same date, the Hangzhou Housing Support and Management Bureau will no longer provide housing situation enquiry records for purchase of residential properties with a total GFA less than 140 sq.m.

### **COMPETITION IN THE REAL ESTATE MARKET OF THE PRC**

The PRC real estate industry is highly fragmented and competitive. In 2016, the aggregate market share in terms of sales value of the top 50 property enterprises in the PRC was less than 30%. However, concentration of the PRC property market has increased as the aggregate market share of the top 50 enterprises has gradually increased over the past six years. As a real estate developer in China, we primarily compete with other top Chinese real estate developers focusing on the development of residential properties in the PRC. We compete on many fronts, including product quality, service quality, price, financial resources, brand recognition, ability to acquire land and other factors.

The following table sets forth the market share of the top 100 property enterprises in the PRC for the periods indicated:

	<b>2011</b>	<b>2012</b>	<b>2013</b>	<b>2014</b>	<b>2015</b>	<b>2016</b>
Top 10 enterprises .....	10.8%	12.8%	13.7%	16.9%	17.1%	18.4%
Top 20 enterprises .....	15.0%	18.0%	18.9%	22.8%	23.1%	24.7%
Top 50 enterprises .....	20.9%	24.6%	26.2%	31.2%	26.6%	28.8%

*Source: CRIC, China Real Estate Appraisal*

(1) Market share represents the proportion which annual sales amount of the relevant property enterprises compared to the sales amount of the entire market for the year indicated.

In recent years, an increasing number of property developers from the PRC and overseas have entered the property development markets in the cities where we have operations, resulting in increased competition for land available for development. Moreover, the PRC government has implemented a series of policies to control the growth and curtail the overheating of, and foreign investment in, the PRC property sector. We believe major entry barriers into the PRC property development industry include a potential entrant's limited knowledge of local property market conditions and limited brand recognition in these markets. We believe that the PRC real

estate industry still has large growth potential. We believe that, with our solid experience in real estate development since 2003, our strategic focus on mid to high-end residential properties targeting middle to upper-middle income households in the Western Taiwan Straits Economic Zone and other first and second-tier cities in China, our reputable brand name and our effective management team, we are able to respond promptly and effectively to challenges in the PRC property market. We may confront more competitors when entering new markets.

## **SOURCES OF INFORMATION**

We believe that it is general market practice to adopt the information and statistics set forth in this section based on official data and announcements from various PRC government agencies and database such as Bloomberg, and regarded them as reliable. While preparing such information and statistics, we have relied on the assumptions listed below:

- All data published by statistics bureaus of the PRC government are true and correct; and
- All information relating to residential sales transactions collected from the relevant local housing administrative bureaus is true and correct.

## CORPORATE STRUCTURE

The following chart shows our corporate structure as of the date of this offering memorandum:



## BUSINESS

### OVERVIEW

We are a property developer in the PRC that focuses on the development of residential properties in cities in the Western Taiwan Straits Economic Zone, Yangtze River Delta regions and selected first and second-tier cities. The Western Taiwan Straits Economic Zone\* and Yangtze River Delta regions are areas often associated with entrepreneurship and economic growth. We believe we have a leading market position in Fujian province and Fuzhou, the capital city of Fujian province. We were ranked first in Fujian province on the “Top 20 Real Estate Developers in Fujian province in 2016” list and 26th nationwide on the “Top 50 Real Estate Developers in China in 2017” list, jointly compiled by China Real Estate Research Association, China Real Estate Industry Association and China Real Estate Evaluation Center based on a comprehensive set of criteria, including size, risk management, profitability, growth potential, operating results, innovation and social responsibility. According to CRIC, based on pre-sale data reported by developers to the Fuzhou Real Estate Transaction Center as required by local regulations, we were ranked second in the urban districts (namely, Gulou, Taijiang, Cangshan, Mawei and Jin’an) of Fuzhou in terms of pre-sales in the six months ended June 30, 2016.\*\* We have been listed on the Hong Kong Stock Exchange since January 2016. On September 5, 2016, we became a constituent stock of the Hang Seng Composite Small Cap Index.

We are primarily engaged in the development of mid to high-end residential properties targeting middle to upper-middle income households with a demand for home upgrades. We also develop commercial properties integrated with or in the vicinity of our residential properties, including office buildings, retail shops and other commercial properties, which we believe will not only diversify our source of income, but also enhance the attractiveness of and facilitate demand for our residential properties. We intend to selectively sell certain commercial properties and hold others as long-term investments.

We commenced our business in 2003 and have historically focused our property development in the Western Taiwan Straits Economic Zone, capturing the opportunities presented by its rapidly growing economy. We have a well-established development portfolio in this area, including projects in Fuzhou, Zhangzhou and Xiamen. Leveraging our success and experience in the Western Taiwan Straits Economic Zone, we have expanded into Shanghai and Hangzhou, which are important economic centers in the Yangtze River Delta. We intend to solidify our market position in the Western Taiwan Straits Economic Zone and enhance our position in Shanghai and Hangzhou while further expanding in a prudent manner into other first and second-tier cities.

As of June 30, 2017, we had 64 property development projects, through our subsidiaries, that are at various stages of development, including 21 located in Fuzhou, 13 in Hangzhou, nine in Shanghai, six in Zhangzhou, three in Xiamen, two in Nanjing, two in Tianjin, and one in Chengdu, Chongqing, Guangzhou, Longyan, Putian, Shaoxing, Suzhou and Zhengzhou, respectively. As of the same date, we had 11 projects we jointly controlled with other property developers and one project we operated with another property developer in which we had no control in the same region. As of June 30, 2017, the projects we developed through our subsidiaries had an estimated total GFA attributable to us of approximately 8.6 million sq.m., including completed properties held for sale with an aggregate GFA attributable to us of approximately 1.7 million sq.m., completed GFA held for investment with an aggregate GFA attributable to us approximately 0.1 million sq.m., properties under development with an aggregate GFA attributable to us of approximately 3.1 million sq.m. and properties held for future development with an aggregate estimated GFA attributable to us of approximately 3.7 million sq.m. As of the same date, the projects developed by our joint ventures had an estimated total GFA attributable to us of approximately 1.0 million sq.m., including completed properties held for sale with an aggregate GFA attributable to us of approximately 0.1 million sq.m., properties under development with an aggregate GFA attributable to us

\* Encompassing certain cities and areas in Fujian, Zhejiang, Guangdong and Jiangxi provinces. See the section headed “Industry Overview—Development of the Western Taiwan Straits Economic Zone.”

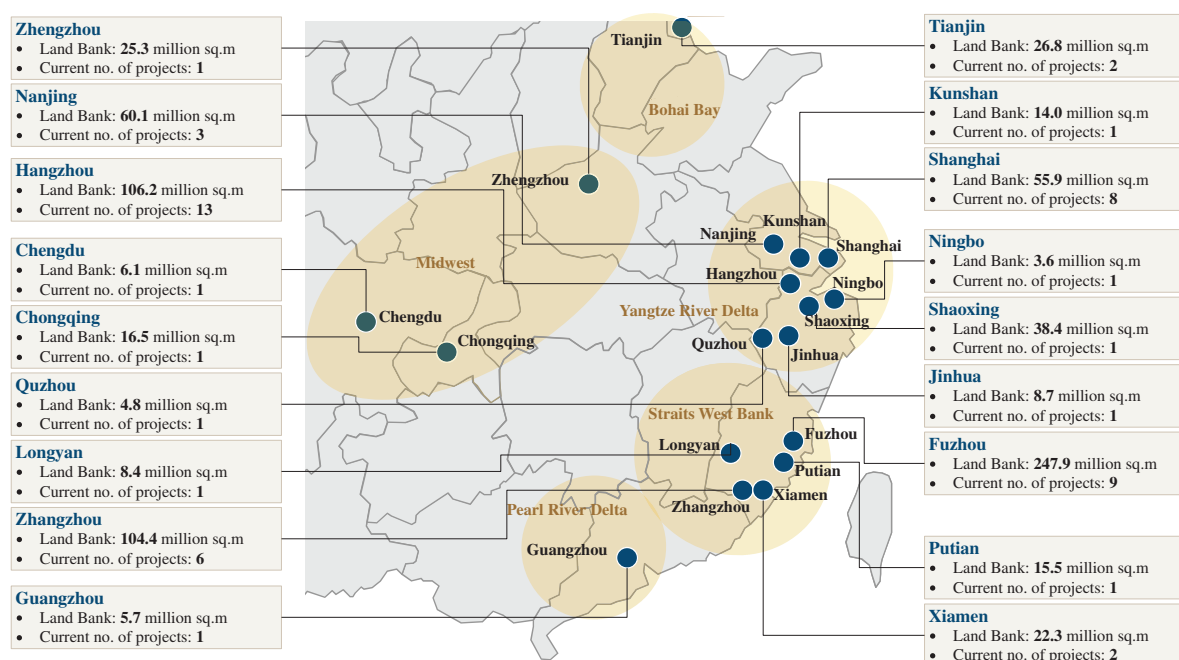
\*\* For purposes of this ranking, all pre-sale results of Shiou Group, our 50%-owned joint venture, were attributed to us before March 2016 and became our subsidiaries since March 2016. Our ranking would remain first with only 50% of the pre-sale results of Shiou Group attributed to us, based on our internal calculations.

of approximately 0.6 million sq.m., and properties held for future development with an aggregate estimated GFA attributable to us of approximately 0.3 million sq.m., and the project developed by our associated company had an estimated total GFA attributable to us of approximately 0.23 million sq.m., including properties under development with an aggregate GFA attributable to us of approximately 0.2 million sq.m. and properties held for future development with an aggregate estimated GFA attributable to us of approximately 0.03 million sq.m.

The table below sets forth a breakdown of these categories of projects as of June 30, 2017:

	Number of projects	Total GFA attributable to us	
		(sq.m.)	(%)
Projects held by our subsidiaries .....	64	8,584,734	87.5
Projects held by our joint ventures .....	11	1,016,997	10.4
Projects held by our associated company .....	1	208,044	2.1
	<u>76</u>	<u>9,809,775</u>	<u>100.0</u>

The map below indicates the locations of and our attributable interests in these projects as of June 30, 2017:



As of June 30, 2017, our properties held for future development included an aggregate estimated GFA attributable to us of approximately 1.3 million sq.m. for which we had not obtained land use rights certificates but had entered into land grant contracts and had either paid the relevant land premiums and were awaiting the relevant government agencies to issue the land use rights certificates or had not paid the relevant land premiums because (a) the relevant local governments had extended the relevant payment period as they had not completed resettlement and infrastructure work in relation to the land parcels or (b) the relevant land premiums had not become due.

Subsequent to June 30, 2017, we acquired a 55% equity interest in each of Ningbo Hailiang and Anhui Hailiang. Upon completion of the acquisition, additional 37 property development projects have been added to our portfolio of projects. Based on the historical data as of June 30, 2017, upon the acquisition, Ningbo Hailiang and Anhui Hailiang, together with their respective subsidiaries, had an aggregate GFA attributable to us of approximately 2.3 million sq.m., including completed properties held for sale with an aggregate GFA attributable to

us of approximately 0.6 million sq.m., properties under development with an aggregate GFA attributable to us of approximately 1.4 million sq.m. and properties held for future development with an aggregate estimated GFA attributable to us of approximately 0.3 million sq.m. See “— Recent Developments.” The projects developed by the associated company of Ningbo Hailiang and Anhui Hailiang had an estimated total GFA attributable to us of approximately 0.3 million sq.m., including properties under development with an aggregate GFA attributable to us of approximately 0.3 million sq.m.

We believe our success is attributable to our product quality and strong brand name. We focus on developing properties that cater to the demands of our target customers for high-quality homes that feature appealing designs, convenience and comfort, and adjust our property offerings based on customer feedback through market surveys and research on the latest market trend and development. As a result, we have received various awards in recognition of our product quality and our achievements as a property developer. For example, we were awarded as the “2016 Best 10 of Development China Real Estate Developers” by China Real Estate Industry Association (中國房地產協會) and China Real Estate Evaluation Center (中國房地產測評中心) in March 2016, the “Famous Brand of Fujian Province” by the Fujian Province Administration Industry and Commerce (福建省工商行政管理局) and the “2013 Best Urban Operator of Taiwan Straits” by the Strait Real Estate Forum Committee (海峽房地產論壇組委會) in 2013; Lan County was recognized as a China Real Estate Outstanding Brand Property (中國房地產優秀品牌項目) by China Real Estate Association, China Real Estate Research Association and China Real Estate Evaluation Center in 2012; and Lan Garden was recognized as an Outstanding Quality Landmark Estate (卓越品質標杆樓盤) by Xiamen Star TV (廈門衛視), Fang33.com (房米網) and Boss Magazine (閩商雜誌) in 2012. Rongxin (Fujian) Property Management Co., Ltd., the property management company we have engaged to manage our properties, was awarded as “2015 Best 50 of China Property Management Enterprises Brand Value” by the China Real Estate Association (中國房地產協會), China Real Estate Research Association (中國房地產評測中心) and China Real Estate Evaluation Center in September 2015. We also strive to shorten our project development cycle to improve our operating efficiency, expedite asset turnover, enhance liquidity position and achieve sustainable growth, by adopting standardized property development procedures and closely monitoring the entire property development cycle. We typically target to commence pre-sale with 130 days from the commencement of construction.

In 2014, 2015, 2016 and the six months ended June 30, 2017, our revenue was RMB4,099.2 million, RMB7,414.6 million, RMB11,371.7 million (US\$1,677.4 million) and RMB11,900.9 million (US\$1,755.5 million), respectively, and the profit attributable to our owners was RMB506.5 million, RMB1,432.8 million, RMB1,292.3 million (US\$190.6 million) and RMB687.9 million (US\$101.5 million), respectively.

## **RECENT DEVELOPMENTS**

### **Acquisition of Equity Interest in Ningbo Hailiang and Anhui Hailiang**

On July 27, 2017, Shanghai Kaiyin Enterprise Company Limited (上海愷胤實業有限公司), our wholly owned subsidiary, entered into five equity transfer agreements with each of Zhejiang Hailiang Investment Company Limited (浙江海亮投資股份有限公司), Mr. Feng Hailiang (馮海良), Ningbo Hairao Investment Company Limited (寧波海饒投資有限公司) (“Hairao Investment”), Mr. Tang Lu (唐魯) and Zhejiang Hailiang Charity Foundation (浙江海亮慈善基金會), respectively, to acquire a 55% equity interest in Ningbo Hailiang.

On the same date, Shanghai Rongen Property Development Company Limited (上海融恩房地產開發有限公司), our wholly owned subsidiary, entered into an equity transfer agreement with Hairao Investment to acquire a 55% equity interest in Anhui Hailiang.

The acquisitions of Ningbo Hailiang and Anhui Hailiang have been completed as of the date of this offering memorandum. The acquisitions have increased our land bank and expanded our market coverage to Anhui, Gansu, Ningxia, Shaanxi and Qinghai provinces, and we believe that these acquisitions have strengthened our market position in cities in western and central China. See “Business” for details.



### **Guarantee for a JV Company**

On August 14, 2017, Rongxin (Fujian) Investment Company Limited (融信(福建)投資集團有限公司) (“Rongxin Investment”), as guarantor, entered into a guarantee agreement in favor of Bank of Beijing Co., Ltd., Nanjing Branch (北京銀行股份有限公司南京分行) (the “Bank of Beijing”), pursuant to which Rongxin Investment agreed to guarantee the repayment obligations of Nanjing Kaijingsheng Property Development Co., Ltd. (南京愷璟晟房地產開發有限公司), a joint venture company in which Rongxin Investment holds a 49% equity interest, (the “Nanjing Kaijingsheng”), under a loan agreement entered into between Nanjing Kaijingsheng and Bank of Beijing on the same date for a loan in the principal amount of RMB800.0 million. The loan provided Nanjing Kaijingsheng with working capital for the development of a property project in Nanjing.

### **Connected Party Transaction with Xiujing Landscape**

On September 15, 2017, we entered into a landscape engineering services framework agreement with Xiujing Landscape, a limited liability company established in the PRC in which Mr. Ou Zhonghong holds a 99% equity interest and Mr. Ou Guopeng holds the remaining 1%. Under the agreement, Xiujing Landscape agreed to provide certain landscape engineering services to us for a term commencing from September 15, 2017 to December 31, 2019.

### **Placement of Existing Shares and Top-Up Subscription for New Shares**

On October 29, 2017, we, the Vendor, and Mr. Ou Zonghong entered into a placing agreement with certain placing agents pursuant to which the Vendor agreed to sell up to 142,452,500 existing shares (the “Placing Shares”) at the placing price of HK\$8.52 per share. The Placing Shares represent approximately 10.53% of our existing issued share capital as of October 30, 2017 and approximately 9.53% of our issued share capital as enlarged by the subscription. As of the date of this offering memorandum, the placement has been completed.

On the same date, the Vendor and our Company also entered into a subscription agreement. Under the subscription agreement, the Vendor agreed to subscribe for, and our Company agreed to issue the Placing Shares, subject to certain conditions.

## **OUR BUSINESS STRENGTHS**

We believe that our market position is principally attributable to the following competitive strengths:

### **Strong development capabilities with a track record of success in developing mid to high-end residential properties in the Western Taiwan Straits Economic Zone and Yangtze River Delta regions**

We are a property developer in the PRC, with an established market position in the Western Taiwan Straits Economic Zone and Yangtze River Delta regions areas often associated with entrepreneurship and economic growth. We believe we have a leading market position in Fujian province and Fuzhou, the capital city of Fujian province. We were ranked first in Fujian province on the “Top 20 Real Estate Developers in Fujian province in 2016” list and 26th nationwide on the “Top 50 Real Estate Developers in China in 2017” list, jointly compiled by China Real Estate Research Association, China Real Estate Industry Association and China Real Estate Evaluation Center based on a comprehensive set of criteria, including size, risk management, profitability, growth potential, operating results, innovation and social responsibility. Since the inception of our business and up to June 30, 2017, we had cumulatively completed development of 22 projects in Fuzhou, with a total GFA attributable to us of 5.9 million sq.m. As of June 30, 2017, we had 22 projects under development by our subsidiaries in Fuzhou, Zhangzhou, Xiamen, Shanghai and Hangzhou, with a total estimated GFA attributable to us of 2.9 million sq.m. As of the same date, we also had four projects and one project under development by our joint ventures and associated company in Fuzhou, Zhangzhou and Shanghai, with a total estimated GFA attributable to us of 0.6 million sq.m.

and 0.2 million sq.m., respectively. Following a quality-oriented development philosophy, our developments are typically situated at prime locations and feature specifications that are principally marketed to mid to high-end customers who we believe, as compared to other customers, place higher priority on quality in their property purchase decision-making. For example:

- Hangzhou Mansion was awarded with a Real Estate Design China Reward (residential project) (地產設計大獎 • 中國) by China Ruizan Planning and Consultancy (Shanghai) Company Limited and Jingchen Business Consultancy (Shanghai) Company Limited (地產建築師 • 中國睿整策劃諮詢 (上海) 有限公司及井辰商務諮詢 (上海) 有限公司) in 2016;
- Ocean City was recognized as a Fuzhou Landmark Property by Lanfan.com and Renmin.com (藍房網 & 人民網), the most valuable coastal landmark property by Xiamen Real Estate Jinding Award and the most influential property in Xiamen by Toutiao.com, FM94 and Jiufang.com (今日頭條 & FM94 & 九房網) in 2015;
- Festival City was recognized as the most valuable property by Fujian Star Real Estate Award, the best landscape award by Ministry of Zhangzhou Development Zone Planning and Construction (漳州開發區規劃建設局) and the most anticipated property award by Xiamen Sina Leju (廈門新浪樂居) in 2014;
- The White House was recognized as a China Real Estate Outstanding Brand Property Project (中國房地產優秀品牌項目) by China Real Estate Association (中國房地產協會), China Real Estate Research Association (中國房地產研究會) and China Real Estate Evaluation Center (中國房地產評測中心) in 2013;
- Lan County was recognized as a Western Taiwan Straits Five Star Development (海西五星級樓盤) by Fujian Daily (福建日報) in 2012 and a Property of Excellent Quality in Fuzhou (福州品質好樓盤) by SouFun.com (搜房網) in 2013; and
- Lan Garden was recognized as a Western Taiwan Straits Five Star Development (海西五星級樓盤) by Fujian Daily (福建日報) and a New City Landmark in China (中國城市新地標) by SouFun.com (搜房網) in 2012.

As a result, we believe our developments are able to command a premium in pricing compared with averages in cities where they are situated. In 2016, our recognized ASP in Fuzhou, calculated by revenue from sales of properties divided by GFA delivered, was RMB13,459.0 per sq.m. In comparison, according to NBSC, the average selling price of residential properties in Fuzhou was RMB11,333 per sq.m. for the same period.\*

We believe our capabilities to develop quality properties provide us with significant leverage for our future business growth. In addition, by having expanded into selected first and second-tier cities in the Yangtze River Delta, we have accumulated extensive experience in adjusting our property offerings to the needs of our target customers in a new market and overcoming challenges associated with growing our business in a previously unfamiliar territory. We believe such experience will further enhance our reputation as a high-quality property developer and position us well for future business growth.

### **Quality land bank providing long-term development and growth opportunities**

We have strategically selected and acquired land for future development to sustain our continued growth. As of June 30, 2017, the projects developed by our subsidiaries had an estimated total GFA attributable to us of approximately 8.6 million sq.m., including completed properties held for sale with an aggregate GFA attributable to us of approximately 1.7 million sq.m., completed GFA held for investment with an aggregate GFA attributable to us approximately 0.1 million sq.m., properties under development with an aggregate GFA attributable to us of approximately 3.1 million sq.m. and properties held for future development with an aggregate estimated GFA attributable to us of approximately 3.7 million sq.m. As of June 30, 2017, our properties held for future

\* Calculated by contracted sales for the relevant period, rather than revenue, divided by the corresponding GFA pre-sold, rather than GFA delivered.

development included an aggregate estimated GFA attributable to us of approximately 1.3 million sq.m. for which we have not obtained land use rights certificates but have entered into land grant contracts and had either paid the relevant land premiums and were awaiting the relevant government agencies to issue the land use rights certificates or had not paid the relevant land premiums because (a) the relevant local governments had extended the relevant payment period as they had not completed resettlement and infrastructure work in relation to the land parcels or (b) the relevant land premiums had not become due. Most of the land parcels we have acquired are situated at prime locations in first and second-tier cities or cities that we believe to have high growth potential, which, in terms of development potential, we believe are less susceptible to market volatility. Our land bank for future development as of June 30, 2017 had an estimated total GFA attributable to us of approximately 2.3 million sq.m.

Subsequent to June 30, 2017, we acquired a 55% equity interest in each of Ningbo Hailiang and Anhui Hailiang. Upon completion of the acquisition, additional 37 property development projects have been added to our portfolio of projects. See “— Our Property Development Business — Newly Acquired Projects of Anhui Hailiang and Ningbo Hailiang” for details.

The table below sets forth details of our land bank for future development as of June 30, 2017<sup>(1)(2)</sup>:

<u>City</u>	<u>Total Estimated GFA Attributable to Us</u> (sq.m.)	<u>Average Land Acquisition Cost</u> (RMB per sq.m.)
Fuzhou .....	1,241,510	5,038
Nanjing .....	470,735	5,126
Shaoxing .....	384,073	2,576
Tianjin .....	268,300	10,158
Zhengzhou .....	252,600	1,507
Zhangzhou .....	232,049	9,366
Hangzhou .....	187,601	19,037
Chongqing .....	165,150	6,189
Putian .....	155,100	10,032
Shanghai .....	87,544	74,144
Jinhua .....	86,600	12,550
Longyan .....	83,640	3,147
Chengdu .....	61,400	16,915
Guangzhou .....	56,950	14,999
Quzhou .....	48,103	10,457
Xiamen .....	37,400	31,520
Ningbo .....	35,701	8,773
Total .....	<u>3,854,456</u>	

The table below sets forth details of the land bank for future development of Anhui Hailiang and Ningbo Hailiang as of June 30, 2017:

<u>City</u>	<u>Total Estimated GFA Attributable to Us</u>	<u>Average Land Acquisition Cost</u>
	<u>(sq.m.)</u>	<u>(RMB per sq.m.)</u>
Fuyang .....	217,024	1,621
Xi'an .....	221,924	2,141
Xining .....	29,427	1,197
Zhengzhou .....	37,396	3,284
Huaiyuan .....	3,200	102

*Notes:*

- (1) Comprising land parcels for which we had obtained land use rights but not yet obtained construction work commencement permits and land parcels for which we had not obtained land use rights but had entered into land grant contracts.
- (2) Including the project developed by our associated company.

We acquire most of our land through government-organized auctions and the listing-for-sale process. In addition, we also acquire land through joint ventures with other property developers and by acquiring equity interests from third-party property developers who already hold land use rights.

We believe our strategically located quality land reserves provide us with an attractive property development pipeline and will be sufficient to support our continued growth in the near future.

**Strong execution capabilities underpinned by standardized development procedures targeting to expedite asset turnover and enhance operating efficiency**

We have adopted systematic project development and management procedures aimed at expediting asset turnover and enhancing our operating efficiency, through well-designed standardized procedures throughout the life cycle of a project. Our system includes a detailed breakdown of key work streams for each stage of the life cycle of a project, with clear division of responsibilities among responsible personnel and related parties.

Our project development and management procedure typically divides the entire project development cycle into eight phases, including project assessment and approval, project initiation, project design, procurement, model properties development, construction, sales and marketing and delivery. Within such phases, we explicitly defined 10, 5, 13, 16, 6, 12, 22 and 8 procedures, respectively, associated with attributions such as duration, deadline, responsible personnel and supervising personnel. Furthermore, we believe strong execution capabilities are essential to ensuring successful implementation of our development procedures. We therefore place great emphasis on the capability and diligence of our staff and issue internal guidance letters to ensure uniform practice from our workforce.

Capitalizing on our project development procedures and strong execution capabilities, we believe we are able to lower our construction cost, efficiently manage and oversee the progress of our project development and ensure consistent product quality. We typically target to commence pre-sale within 130 days from the commencement of construction.

We believe our standardized procedures not only help ensure consistent product quality, which we believe helps enable us to differentiate our properties and achieve favorable selling prices, but, more importantly, also enable us to enhance our operating efficiency and replicate our success when we enter new markets and eventually boost shareholders' return.

### **Well-recognized brand name with high quality projects facilitating expansion into new markets**

We believe that we have established a strong brand name in our existing market through our track record of bringing to market high-quality property projects. We focus on quality throughout the entire development cycle. For example, we engage reputable architects and designers such as Atkins, HBA and Belt Collins, use what we believe to be premium materials and fittings in the construction and furnishing of our properties and closely scrutinize the work of our chosen contractors. In addition, we engage leading local landscaping firms to enhance the attractiveness of our properties which, in turn, provides a comfortable living environment for residents. We cooperate with well-known international brands to create model units for viewing during the pre-sale phase in order to provide customers with an enjoyable purchase experience. The property management company we have engaged has a first class qualification by MOHURD and manages two of our properties which achieved national excellence certifications for property management. We also periodically organize neighborhood festivals, celebrity events, galas and other publicity activities to help market our properties and promote our brand name. In addition, we have engaged leading international hotel managers to manage our hotel properties upon completion of construction. We believe that our focus on quality has enabled us to differentiate our products and achieve favorable selling prices, as our customers appreciate the quality we create and associate our brand with high-quality and customer-oriented properties and services.

The strength of our brand is evidenced by the honors our properties have received. See “—Awards and Recognitions” below. We believe our well-recognized “Rongxin 融信” brand in our existing market will be of great value to us as we solidify and enhance our position in our existing markets and expand our business and geographic reach into other cities and regions in the PRC.

### **Comprehensive business operation management with prudent and effective management systems**

We have adopted a highly disciplined and systematic approach to land acquisition. We aim to select prime locations of key cities in the Western Taiwan Straits Economic Zone, Yangtze River Delta regions and in the first and second tier cities in China. We generally acquire land based on stringent evaluations on market demand, financial and return criteria. We have also established a sound risk management structure and set up a strategic investment committee to evaluate and analyze development potentials of regions and cities and approve site selection. We have adopted an ERP system, which we believe has enabled our senior management to effectively monitor our Company’s daily business activities and manage our financial condition, equity investment and human resources. Our senior management has also been closely monitoring our working capital condition, cost and expenses control and liabilities management, and continually seeks business cooperation opportunities with reputable partners. We believe through such prudent and effective management, we have achieved operational efficiency and ensured financial stability.

### **Diversified funding channels with strong financing capabilities**

We have established relationships with many leading banks as well as other financial institutions in China, which provide us with multiple financing channels to fund our business operations. Our major lending PRC banks include the largest state-controlled national banks, such as Bank of China and Industrial and Commercial Bank of China. To diversify our financing sources and secure sufficient working capital, we also obtained further funding by accessing both the international and domestic capital markets. Our initial public offering and listing of shares on the Hong Kong Stock Exchange took place in January 2016. We have also engaged in various capital raising transactions in the domestic capital markets, including the offerings of the Public Corporate Bonds and the Private Corporate Bonds. In addition, we make active innovation to adopt directional cooperation development to settle project capital demand and sales. In July 2016, we received approval from the Shanghai Stock Exchange to issue Asset-backed Securities backed by certain account receivables from the balance payment of properties sold, which made us the third real estate company in China issuing such securities. We believe that our ability to access international and domestic capital markets provides us with flexibility to fund our operations and enhance our liquidity position. In addition, since 2016, we have gradually replaced trust

capital with bank development loans and capital market financing, which has enabled us to reduce our finance costs. In 2014, 2015 and 2016 and the six months ended June 30, 2017, our weighted average interest cost as a percentage to our total borrowings (including bank borrowings, trust and other borrowings, the Private Corporate Bonds and the Public Corporate Bonds) was 10.9%, 10.5%, 6.8% and 6.7%, respectively. We also believe that our ability to efficiently manage capital enables us to optimize our asset turnover.

### **Sound corporate governance led by visionary, motivated and stable management team**

We have a sound corporate governance structure and system led by our visionary, motivated and stable management team. Our founder and Chairman, Mr. Ou Zonghong, was honored as an Outstanding Person of China Real Estate (中國房地產傑出人物) by China Real Estate Association (中國房地產協會), China Real Estate Research Association (中國房地產研究會) and China Real Estate Evaluation Center (中國房地產評測中心) in 2014 and an Exceptional Person of Driving Force for China Real Estate (房地產卓越推動人物) by World Property Forum for Chinese Entrepreneurs of China International Fair for Investment & Trade in 2012. Our management team consists of experienced professionals, some of whom have received recognized qualifications and have extensive experience in the development, sales and management of property projects. Most members of our senior management have over 10 years of experience in the PRC real estate industry. We believe that such experience enhances our ability to execute business plans and develop properties demanded by our target customers. Our senior management team is relatively stable, having served us for an average of about six years. We believe our visionary, motivated and stable management team has contributed to our success and will continue to be a critical factor for our expansion and long-term growth. We also have a team of experienced and dedicated employees with substantial experience and expertise in property development, planning, design, finance and other relevant areas. We recruit employees from well-known universities in the PRC and provide our employees with continuing vocational training to enhance their competency.

In addition, in light of the on-going market changes in recent years, we have been adopting a steady and responsible policy for our operations and development and aim to maintain effective and prudent corporate governance and continue to improve our internal monitoring and control system. Our senior management also refers to market practice and standards and reviews our Company's governance systems and policies regularly. We believe sound and prudent corporate governance will enhance our credibility and transparency.

## **OUR BUSINESS STRATEGIES**

Our goal is to become one of the most competitive and reputable property developers in the PRC. To achieve our goal, we intend to implement the following strategies:

### **Enhance our presence in existing markets and strategically expand into other first and second-tier cities while maintaining financial stability**

We intend to leverage our strong brand name and extensive experience to continue to develop high-quality properties in the Western Taiwan Straits Economic Zone, Yangtze River Delta regions and the first and second-tier cities where we already have a presence, such as Pingtan David City, The White House, Ocean City and Lan Garden. In particular, we aim to maintain our leading market position in Fujian province and our existing rankings nationwide. We believe our brand name and expertise in developing high-quality properties, coupled with high economic growth in such regions, will allow us to increase our profitability and brand recognition. As part of our expansion strategy, we also intend to selectively acquire more land in Shanghai and Hangzhou, where we already have a presence, to achieve economies of scale in these cities and expand into other first and second-tier cities.

We intend to continue to adopt a disciplined approach to land acquisition. We plan to make all decisions relating to a potential acquisition of a land parcel based on thorough research and detailed analysis of expected return in the context of future property and economic trends in the region where it is located. We seek to expand



our land bank while maintaining a system of financial controls and managing our costs through a stringent budget-planning process. We will continue to base our expansion strategy on a principle of maintaining financial stability first.

In selecting sites for future development, we generally target prime locations in our strategically chosen cities. We typically prefer locations in business districts or near local landmarks which we believe to be associated with quality and prestige. We believe that the location of land plays an important role in the value of properties we market to our customers and, in turn, enhance our ability to achieve premium in pricing of our properties.

We believe our strategy to solidify our presence in existing markets and strategically expand into other selected cities in the PRC will enable us to maximize our shareholders' value.

### **Adhere to prudent financial policy and adopt proactive approach to capital structure management**

We plan to closely monitor our capital and cash positions and carefully manage our land costs, construction costs and operating expenses. For example, we have adopted various measures to control our costs and expenses including, among others, setting up target costs for our project design and development, implementing centralized procurement and stipulating detailed and prudent financial policies to manage our administrative expenses and selling and marketing costs. We believe that by adhering to prudent cost management, we will be able to utilize our working capital more efficiently and maintain healthy profit margins.

We monitor our capital and indebtedness level by reviewing our gearing ratio, which is based on total borrowings less total of cash and cash equivalents, restricted cash and term deposits with initial terms of over three months divided by total equity. Our gearing ratio as of June 30, 2017 was 1.9, which is lower than our gearing ratios in 2013, 2014 and 2015. Going forward, we intend to continue to closely monitor the maturity profiles of our borrowings and manage the level of liquidity to ensure sufficient cash flows to service our indebtedness and meet cash requirements arising from our business. We also plan to use leverage prudently, with reference to our equity size, when we acquire new assets to expand our business operation.

We also plan to continue to seek business opportunities to cooperate with business partners to jointly develop projects, to reduce our capital commitment. For example, we cooperate closely with Zhenro Group to jointly develop our Show Kingdom project in Fuzhou and Greenland Group to jointly develop our French Legend, Shanghai Xujing Project and Shanghai Huacao Lot I, II, III and IV projects. We recently brought in a strategic investor, Fujian Ou Construction, which became a 49% shareholder in our two subsidiaries holding our Pingtan David City, Imperial Villa and Blue Peacock Phase I and Phase II projects. This boosted our equity base and reduced our gearing considerably. See "Summary and Highlights—Recent Developments—Developments in Our Business." We will remain disciplined in our capital commitment and proactive in managing our capital structure to meet our ongoing capital requirements.

### **Continue to improve operating efficiency and expedite asset turnover**

We plan to continue to adopt standardized property development procedures and strengthen our project management and execution capabilities while maintaining the quality of our properties, so as to further expedite our asset turnover and enhance our operating efficiency.

We also intend to achieve operating efficiency through our investment in information technology. We have a dedicated team of information technology professionals managing and upgrading our information management system. We are implementing an ERP system, which collects and delivers operational and financial data on a real-time basis, thus enabling senior management to better supervise our daily business operations, improve operating efficiency and enhance marketing so as to maximize investment returns.



### **Continue to focus on residential property development while pursuing product diversification**

We have focused our business on developing residential properties and intend to continue doing so in the future. We believe our focus on residential property development allows us to better and more efficiently utilize our resources to cater to our target customers' needs, enhance our brand name and facilitate our sustainable growth.

We believe commercial properties that we typically develop within or around our residential properties attract a healthy flow of pedestrian traffic and commercial activities which will not only diversify our source of income, but also facilitate demand for our residential properties. We believe that the synergy between the different types of properties we offer helps increase the overall attractiveness of our properties in general. As such, we also intend to continue to develop office, retail and other commercial properties in business districts in the cities where we operate. We intend to hold some of such commercial properties as investment properties and procure reputable tenants in order to secure stable and recurring rental income.

### **Continue to promote our brand recognition and image**

We intend to continue to promote our brand by continuing to focus on quality and providing purchasers of our properties with strong after-sales support. We plan to tailor our product offerings and position different product lines based on the preference and demand of our target customers and location of our properties. When right opportunities arise, we also intend to build our image and brand name in the new market by developing marquee buildings in the cities where we plan to expand into. In addition, we plan to continue to host neighborhood festivals, celebrity events, galas and other publicity events that have proven popular for our customers and the general public. At the same time, we intend to continue to build market recognition of our brand through marketing initiatives such as advertising campaigns and participation in property exhibitions and trade conventions.

## **OUR PROPERTY DEVELOPMENT BUSINESS**

### **Overview**

We develop a variety of residential and commercial properties. Our residential properties primarily include high-rise and mid-rise apartments and high-end, low-density properties. Our commercial properties primarily include office buildings, retail shops and hotels, integrated with, or in the vicinity of, the residential properties. As of June 30, 2017, we had 64 property development projects, through our subsidiaries, that are at various stages of development, including 21 located in Fuzhou, 13 in Hangzhou, nine in Shanghai, six in Zhangzhou, three in Xiamen, two in Nanjing, two in Tianjin, and one in Chengdu, Chongqing, Guangzhou, Longyan, Putian, Shaoxing, Suzhou and Zhengzhou, respectively. As of the same date, we had 11 projects we jointly controlled with other property developers and one project we operated with another property developer in which we had no control in the same region. As of June 30, 2017, these projects developed by our subsidiaries had an estimated total GFA attributable to us of approximately 8.6 million sq.m., including completed properties held for sale with an aggregate GFA attributable to us of approximately 1.7 million sq.m., completed GFA held for investment with an aggregate GFA attributable to us approximately 0.1 million sq.m., properties under development with an aggregate planned GFA attributable to us of approximately 3.1 million sq.m. and properties held for future development with an aggregate estimated GFA attributable to us of approximately 3.7 million sq.m. As of June 30, 2017, our properties held for future development included an aggregate estimated GFA attributable to us of approximately 1.3 million sq.m. for which we had not obtained land use rights certificates but had entered into land grant contracts and had either paid the relevant land premiums and were awaiting the relevant government agencies to issue the land use rights certificates or had not paid the relevant land premiums because (a) the relevant local governments had extended the relevant payment period as they had not completed resettlement and infrastructure work in relation to the land parcels or (b) the relevant land premiums had not become due. See "Risk Factors—Risks Relating to Our Business—Our business may be adversely affected if we fail to obtain, or if there is any delay in obtaining, the relevant PRC governmental approvals for our property development projects."

As of the same date, these projects developed by our joint ventures had an estimated total GFA attributable to us of approximately 1.0 million sq.m., including completed properties held for sale with an aggregate GFA attributable to us of approximately 0.1 million sq.m., completed GFA held for investment with an aggregate GFA attributable to us approximately 0.6 million sq.m. and properties held for future development with an aggregate estimated GFA attributable to us of approximately 0.3 million sq.m., and projects developed by our associated company had an estimated total GFA attributable to us of approximately 0.23 million sq.m., including properties under development with an aggregate GFA attributable to us of approximately 0.2 million sq.m. and properties held for future development with an aggregate estimated GFA attributable to us of approximately 0.03 million sq.m.

Subsequent to June 30, 2017, we acquired a 55% equity interest in each of Ningbo Hailiang and Anhui Hailiang. Upon completion of the acquisition, additional 37 property development projects have been added to our portfolio of projects. Based on the historical data as of June 30, 2017, upon the acquisition, Ningbo Hailiang and Anhui Hailiang, together with their respective subsidiaries, had an aggregate GFA attributable to us of approximately 2.3 million sq.m., including completed properties held for sale with an aggregate GFA attributable to us of approximately 0.6 million sq.m., properties under development with an aggregate GFA attributable to us of approximately 1.4 million sq.m. and properties held for future development with an aggregate estimated GFA attributable to us of approximately 0.3 million sq.m. See “— Recent Developments.” The projects developed by the associated company of Ningbo Hailiang and Anhui Hailiang had an estimated total GFA attributable to us of approximately 0.3 million sq.m., including properties under development with an aggregate GFA attributable to us of approximately 0.3 million sq.m.

The table below sets forth our classification of properties:

<b><u>This Offering Memorandum</u></b>	<b><u>Information</u></b>
Completed properties	comprising properties with certificates of completion (including completed properties that have been sold)
Properties under development	comprising properties for which we have obtained the construction work commencement permits but not yet the certificates of completion
Properties held for future development	comprising properties for which we have obtained the land use rights certificates and intend to hold for future development and properties for which we have not obtained the land use rights certificates, but have entered into the land grant contracts or the project company equity transfer agreements

The site area information in this offering memorandum is derived on the following basis:

- when we have received the land use rights certificates, as specified in such land use rights certificates; and
- before we have received the land use rights certificates, as specified in the relevant land grant contracts related to the projects excluding, however, areas earmarked for public infrastructure such as roads and community recreation zones.

The GFA information in this offering memorandum is derived on the following basis:

- for completed projects, if we have obtained records of acceptance examination upon project completion, as specified in such records of acceptance examination upon project completion or, where such records are not yet available, based on our internal records and estimates;
- for projects under development or held for future development,
  - if we have obtained the construction work commencement permits, as specified in such permits;
  - if we have not yet obtained the construction work commencement permits, but have obtained the construction work planning permits, as specified in such construction work planning permits; and

- if none of the above permits is otherwise available, as specified in land grant contracts and master investment agreements we entered into with regulatory authorities in the PRC or based on our internal records and estimates.
- if we have obtained the pre-sale permit for commodity property for the projects, the saleable GFA information refers to the saleable GFA in these permits;

As some of our projects comprise multiple-phase developments on a rolling basis, these projects may include different phases that are at various stages of completion, under development or held for future development.

## Projects Developed Through Our Subsidiaries

The table below sets forth the details of our property development projects developed by our subsidiaries as of June 30, 2017:

	Project	Site area (sq. m.)	Actual/ Estimated presale commencement date	Group's beneficial interest (%)	COMPLETED		UNDER DEVELOPMENT		HELD FOR FUTURE DEVELOPMENT	
					GFA completed (sq. m.)	Saleable GFA (sq. m.)	Planned GFA under development (sq. m.)	Planned saleable GFA (sq. m.)	Estimated GFA (sq. m.)	Estimated GFA without land use rights certificates (sq. m.)
By Subsidiaries										
1	First City Rongxin Super Star City Phase I (融信•第一城一期) .....	49,787	Nov, 2014	100%	92,666	152	—	—	—	—
	Basement (including car parks) .....									
2	First City Rongxin Super Star City Phase III (融信•第一城三期) .....	41,802	Sep, 2006	100%	92,558	162	—	—	—	—
	Basement (including car parks) .....									
3	Rongxin Spanish (融信•西班牙) .....	59,401	Mar, 2007	100%	109,761	—	—	—	—	—
	Basement (including car parks) .....									
4	Broad View (融信•寬城) .....	62,495	Jul, 2007	100%	163,238	165	—	—	—	—
	Basement (including car parks) .....									
5	David City (融信•大衛城) .....	191,255	Nov, 2009	100%	430,355	11,382	—	—	—	—
	Residential .....									
	Commercial .....				8,930	3,327	—	—	—	—
	Ancillary .....				23,796	—	—	—	—	—
	Basement (including car parks) .....				64,548	8,055	—	—	—	—
6	Lan County (融信•蘭郡) .....	69,618	Jul, 2012	100%	269,859	23,769	—	—	—	—
	Residential .....									
	Ancillary .....				193,021	—	—	—	—	—
	Basement (including car parks) .....				6,287	—	—	—	—	—
7	The White House (融信•白宮) .....	134,789	Dec, 2013	80%	407,424	11,962	—	—	—	—
	Residential .....									
	Commercial .....				261,378	1,337	—	—	—	—
	Hotel .....				2,942	1,662	—	—	—	—
	Ancillary .....				39,035	—	—	—	—	—
	Basement (including car parks) .....				14,450	—	—	—	—	—
8	David City (融信•平潭大衛城) .....	111,320	Mar, 2014	51%	324,893	11,068	103,817	57,970	—	—
	Residential .....									
	Commercial .....				298,672	—	—	—	—	—
	Ancillary .....				7,203	5,098	27,744	19,634	—	—
	Basement (including car parks) .....				7,462	—	1,865	—	—	—
9	The Coast (融信•後海) .....	49,959	Sep, 2014	100%	165,979	18,330	—	—	—	—
	Residential .....									
	Commercial .....				121,105	—	—	—	—	—
	Ancillary .....				3,000	—	—	—	—	—
	Basement (including car parks) .....				3,675	—	—	—	—	—
10	The Twin Harbour City (融信•雙杭城) .....	259,519	Apr, 2015	100%	—	—	323,142	186,627	653,863	134,282
	Residential .....									
	Commercial .....				—	—	132,027	116,594	492,612	101,152
	Office .....				—	—	13,757	13,383	86,474	17,756
	Ancillary .....				—	—	102,763	3,300	4,860	—
	Basement (including car parks) .....				—	—	9,242	—	—	—
11	The Long Island (融信•長島) .....	185,196	Nov, 2015	100%	—	—	448,201	265,618	—	360,850
	Residential .....									
	Commercial .....				—	—	291,532	176,391	—	238,043
	Office .....				—	—	24,356	6,768	—	20,890
	Ancillary .....				—	—	17,317	3,866	—	—
	Basement (including car parks) .....				—	—	20,306	—	—	24,624
12	The Bund (平潭外灘) .....	35,264	Nov, 2016	51%	—	—	155,333	9,069	—	—
	Residential .....									
	Office .....				—	—	116,231	322	—	—
	Commercial .....				—	—	2,191	1,751	—	—
	Basement (including car parks) .....				—	—	7,331	2,019	—	—
					—	—	29,580	4,977	—	—

	Project	Site area (sq. m.)	Actual/ Estimated presale commencement date	Group's beneficial interest (%)	COMPLETED		UNDER DEVELOPMENT		HELD FOR FUTURE DEVELOPMENT	
					GFA completed (sq. m.)	Saleable GFA (sq. m.)	Planned GFA under development (sq. m.)	Planned saleable GFA (sq. m.)	Estimated GFA (sq. m.)	Estimated GFA without land use rights certificates (sq. m.)
13	<b>“Hot Spring City”</b> (福州溫泉城項目) .....	1,018,836	Aug, 2014	50%	211,181	97,374	667,423	460,360	483,616	—
	Residential .....				73,000	52,014	379,009	270,053	335,847	—
	Office .....				59,767	19,639	114,481	37,617	16,554	—
	Hotel .....				49,414	—	—	—	—	—
	Commercial .....				—	—	35,160	34,922	23,440	—
	Ancillary .....				—	—	5,992	—	3,995	—
	Basement (including car parks) .....				29,000	25,721	132,781	117,768	103,781	—
14	<b>Beyond City</b> (世歐彼岸城) .....	152,995	Jun, 2007	50%	302,616	1,497	—	—	—	—
	Residential .....				271,376	—	—	—	—	—
	Commercial .....				7,822	707	—	—	—	—
	Basement (including car parks) .....				23,417	789	—	—	—	—
15	<b>Riverside City</b> (世歐上江城) .....	82,375	Jan, 2010	50%	236,983	3,855	—	—	—	—
	Residential .....				201,116	143	—	—	—	—
	Commercial .....				5,118	178	—	—	—	—
	Basement (including car parks) .....				30,749	3,534	—	—	—	—
16	<b>Lan Hill</b> (世歐潤山) .....	48,313	Aug, 2011	50%	168,758	7,668	—	—	—	—
	Residential .....				120,130	—	—	—	—	—
	Commercial .....				4,091	2,142	—	—	—	—
	Ancillary .....				3,717	—	—	—	—	—
	Basement (including car parks) .....				40,821	5,526	—	—	—	—
17	<b>Show Kingdom</b> (世歐王莊) .....	250,708	Mar, 2013	50%	1,844,305	117,622	—	—	—	—
	Residential .....				987,020	32,872	—	—	—	—
	Commercial .....				377,374	12,399	—	—	—	—
	Office .....				75,306	2,065	—	—	—	—
	Ancillary .....				49,935	—	—	—	—	—
	Basement (including car parks) .....				354,669	70,287	—	—	—	—
18	<b>Huayun Mansion</b> (華雲山莊) .....	161,008	Aug, 2017	25.5%	—	—	—	—	258,248	—
	Commercial .....				—	—	—	—	170,529	—
	Ancillary .....				—	—	—	—	4,019	—
	Basement (including car parks) .....				—	—	—	—	83,700	—
19	<b>Ocean City</b> (融信•海上城) .....	51,344	Sep, 2013	100%	369,043	33,418	61,612	—	—	—
	Commercial .....				4,336	—	—	—	—	—
	Office .....				252,579	16,495	—	—	—	—
	Hotel .....				—	—	61,612	—	—	—
	Ancillary .....				1,526	—	—	—	—	—
	Basement (including car parks) .....				110,603	16,923	—	—	—	—
20	<b>Xiamen Bowan</b> (廈門同安泊灣) .....	39,715	Jun, 2017	100%	—	—	185,559	161,604	—	—
	Residential .....				—	—	115,267	108,221	—	—
	Commercial .....				—	—	4,800	3,955	—	—
	Ancillary .....				—	—	200	—	—	—
	Basement (including car parks) .....				—	—	65,292	49,428	—	—
21	<b>Lan Garden</b> (融信•潤園) .....	56,766	May, 2012	100%	322,291	5,442	—	—	—	—
	Residential .....				252,095	800	—	—	—	—
	Ancillary .....				11,324	—	—	—	—	—
	Basement (including car parks) .....				58,872	4,642	—	—	—	—
22	<b>Festival City</b> (融信•觀山海) .....	94,190	Sep, 2014	100%	273,051	45,897	—	—	—	—
	Residential .....				198,255	850	—	—	—	—
	Commercial .....				6,791	3,125	—	—	—	—
	Ancillary .....				1,410	—	—	—	—	—
	Basement (including car parks) .....				66,595	41,923	—	—	—	—
23	<b>Future City</b> (融信•未來城) .....	41,645	Mar, 2015	100%	—	—	160,438	25,455	—	—
	Residential .....				—	—	114,838	—	—	—
	Commercial .....				—	—	4,957	269	—	—
	Ancillary .....				—	—	3,777	—	—	—
	Basement (including car parks) .....				—	—	36,866	25,186	—	—
24	<b>College City</b> (學院名築) .....	71,218	Sep, 2015	100%	—	—	181,033	28,076	—	—
	Residential .....				—	—	135,149	—	—	—
	Commercial .....				—	—	3,150	1,804	—	—
	Ancillary .....				—	—	4,436	—	—	—
	Basement (including car parks) .....				—	—	38,298	26,272	—	—
25	<b>Zhangzhou Harbor B8 Lot</b> (漳州港B8) .....	69,988	Jan, 2016	100%	—	—	143,647	9,393	—	—
	Residential .....				—	—	104,570	4,357	—	—
	Commercial .....				—	—	1,205	646	—	—
	Ancillary .....				—	—	6,200	—	—	—
	Basement (including car parks) .....				—	—	31,673	4,390	—	—
26	<b>Imperial Villa</b> (融信•鉅灣) .....	121,377	Jul, 2014	51%	202,326	43,645	—	—	—	—
	Residential .....				117,189	20,782	—	—	—	—
	Commercial .....				6,266	1,101	—	—	—	—
	Ancillary .....				815	—	—	—	—	—
	Basement (including car parks) .....				78,056	21,763	—	—	—	—
27	<b>Shanghai Huacao Lot I</b> (閔行區華漕鎮MHPO-1402單元 41-02地塊) .....	26,360	Jun, 2015	50%	117,904	25,610	—	—	—	—
	Office .....				92,557	2,183	—	—	—	—
	Ancillary .....				1,039	—	—	—	—	—
	Basement (including car parks) .....				24,308	23,427	—	—	—	—

	Project	Site area (sq. m.)	Actual/ Estimated presale commencement date	Group's beneficial interest (%)	COMPLETED		UNDER DEVELOPMENT		HELD FOR FUTURE DEVELOPMENT	
					GFA completed (sq. m.)	Saleable GFA (sq. m.)	Planned GFA under development (sq. m.)	Planned saleable GFA (sq. m.)	Estimated GFA (sq. m.)	Estimated GFA without land use rights certificates (sq. m.)
28	<b>Shanghai Huacao Lot II (Kairi)</b> (閔行區華漕鎮MHPO-1402單元35-01地塊(悅日))	13,456	Jun, 2016	50%	—	—	—	—	48,227	—
	Office				—	—	—	—	33,639	—
	Ancillary				—	—	—	—	613	—
	Basement (including car parks)				—	—	—	—	13,975	—
29	<b>Shanghai Huacao Lot III (Kaichong)</b> (閔行區華漕鎮MHPO-1402單元36-01地塊(悅崇))	10,995	Oct, 2016	25%	—	—	—	—	37,573	—
	Office				—	—	—	—	27,057	—
	Ancillary				—	—	—	—	807	—
	Basement (including car parks)				—	—	—	—	9,708	—
30	<b>Shanghai Huacao Lot IV (Kaichang)</b> (閔行區華漕鎮MHPO-1402單元42-01地塊(悅暢))	30,922	Jun, 2016	50%	—	—	106,744	40,866	—	—
	Commercial				—	—	8,940	—	—	—
	Office				—	—	68,308	13,336	—	—
	Ancillary				—	—	1,965	—	—	—
	Basement (including car parks)				—	—	27,530	27,530	—	—
31	<b>Platinum</b> (融信•鉅爵)	21,196	May, 2017	51%	—	—	103,055	85,902	—	—
	Residential				—	—	45,146	36,524	—	—
	Commercial				—	—	19,691	18,534	—	—
	Basement (including car parks)				—	—	38,218	30,844	—	—
32	<b>Shanghai Jingan Zhangxin Lot</b> (靜安中興地塊)	31,034	Oct, 2018	50%	—	—	—	—	—	149,836
	Residential				—	—	—	—	—	98,779
	Commercial				—	—	—	—	—	10,975
	Ancillary				—	—	—	—	—	4,832
	Basement (including car parks)				—	—	—	—	—	35,250
33	<b>Shanghai Qingpu Lot</b> (青浦36-01地塊)	36,279	Dec, 2017	30.5%	—	—	161,960	123,936	—	—
	Residential				—	—	63,488	51,267	—	—
	Commercial				—	—	27,209	5,442	—	—
	Ancillary				—	—	4,035	—	—	—
	Basement (including car parks)				—	—	67,227	67,227	—	—
34	<b>Xinjiangwan City</b> (新江灣城)	39,806	Nov, 2017	50%	—	—	102,476	86,927	—	—
	Residential				—	—	49,985	35,826	—	—
	Ancillary				—	—	1,390	—	—	—
	Basement (including car parks)				—	—	51,101	51,101	—	—
35	<b>Blue Peacock Phase I</b> (杭州藍孔雀一期)	28,215	Oct, 2014	51%	125,278	15,247	—	—	—	—
	Residential				82,539	493	—	—	—	—
	Commercial				5,024	4,756	—	—	—	—
	Ancillary				2,725	—	—	—	—	—
	Basement (including car parks)				34,990	9,997	—	—	—	—
36	<b>Blue Peacock Phase II</b> (杭州藍孔雀二期)	56,521	May, 2015	51%	210,817	24,136	—	—	—	—
	Residential				133,798	723	—	—	—	—
	Commercial				11,827	8,424	—	—	—	—
	Ancillary				2,843	—	—	—	—	—
	Basement (including car parks)				62,350	14,989	—	—	—	—
37	<b>Hangzhou Mansion</b> (融信•杭州公館)	45,574	Aug, 2015	100%	229,100	46,167	—	—	—	—
	Residential				145,202	22,946	—	—	—	—
	Commercial				258	—	—	—	—	—
	Ancillary				7,219	—	—	—	—	—
	Basement (including car parks)				76,421	23,221	—	—	—	—
38	<b>Lan Sky</b> 融信•潤天	71,488	Mar, 2017	51%	—	—	244,592	165,409	—	—
	Residential				—	—	158,420	99,421	—	—
	Ancillary				—	—	1,285	—	—	—
	Basement (including car parks)				—	—	84,887	65,988	—	—
39	<b>Yangxing Capital</b> 融信•永興首府	44,307	Feb, 2017	26.01%	—	—	157,125	128,924	—	—
	Residential				—	—	106,960	92,030	—	—
	Ancillary				—	—	1,914	—	—	—
	Basement (including car parks)				—	—	48,250	36,894	—	—
40	<b>Xiaoshan Residence</b> 融信•蕭山公館	41,642	May, 2017	75.01%	—	—	131,817	119,201	—	—
	Residential				—	—	88,221	87,884	—	—
	Ancillary				—	—	3,221	—	—	—
	Basement (including car parks)				—	—	40,375	31,317	—	—
41	<b>Jingkai Project</b> (經開地塊)	42,709	May, 2017	26%	—	—	166,197	135,699	—	—
	Residential				—	—	105,001	98,202	—	—
	Commercial				—	—	915	838	—	—
	Ancillary				—	—	1,319	—	—	—
	Basement (including car parks)				—	—	58,961	36,659	—	—

	Project	Site area (sq. m.)	Actual/ Estimated/ presale commencement date	Group's beneficial interest (%)	COMPLETED		UNDER DEVELOPMENT		HELD FOR FUTURE DEVELOPMENT	
					GFA completed (sq. m.)	Saleable GFA (sq. m.)	Planned GFA under development (sq. m.)	Planned saleable GFA (sq. m.)	Estimated GFA (sq. m.)	Estimated GFA without land use rights certificates (sq. m.)
42	<b>Yinhe Primary School Project (銀河小學地塊)</b> .....	43,686	May, 2017	51%	—	—	189,850	160,100	—	—
	Residential .....				—	—	128,811	109,829	—	—
	Ancillary .....				—	—	1,947	—	—	—
	Basement (including car parks) .....				—	—	59,092	50,271	—	—
43	<b>Qinglong Project (慶隆地塊)</b> .....	27,845	Sep, 2017	51%	—	—	117,071	116,015	—	—
	Residential .....				—	—	74,515	74,515	—	—
	Ancillary .....				—	—	1,056	—	—	—
	Basement (including car parks) .....				—	—	41,500	41,500	—	—
44	<b>Seattle (西雅圖)</b> .....	62,190	Jul, 2017	50%	—	—	240,670	229,334	—	—
	Residential .....				—	—	170,963	170,828	—	—
	Commercial .....				—	—	919	842	—	—
	Ancillary .....				—	—	2,670	—	—	—
	Basement (including car parks) .....				—	—	66,118	57,664	—	—
45	<b>Qianjiang Century City Project (錢江世紀城地塊)</b> .....	60,620	Aug, 2017	70%	—	—	241,025	238,167	—	—
	Residential .....				—	—	163,490	163,490	—	—
	Commercial .....				—	—	450	450	—	—
	Ancillary .....				—	—	2,858	—	—	—
	Basement (including car parks) .....				—	—	74,227	74,227	—	—
46	<b>Nanjing Jiulonghu Project (南京九龍湖NO. 2016G73地塊)</b> .....	42,708	Nov, 2017	100%	—	—	—	—	351,700	—
	Residential .....				—	—	—	—	181,326	—
	Commercial .....				—	—	—	—	74,885	—
	Ancillary .....				—	—	—	—	807	—
	Basement (including car parks) .....				—	—	—	—	94,681	—
47	<b>Kunshan Project (昆山 (2016)2-4 地塊)</b> .....	76,672	May, 2017	50%	—	—	280,320	253,724	—	—
	Residential .....				—	—	193,784	178,592	—	—
	Ancillary .....				—	—	9,152	—	—	—
	Basement (including car parks) .....				—	—	77,384	75,132	—	—
48	<b>Hangzhou Yuhang Lot (余杭2016(48) 號地塊)</b> .....	24,560	Dec, 2017	51%	—	—	—	—	61,640	—
	Residential .....				—	—	—	—	39,000	—
	Ancillary .....				—	—	—	—	440	—
	Basement (including car parks) .....				—	—	—	—	22,200	—
49	<b>Zijin Mountain Sports Park Lot (紫金山體育公園地塊)</b> .....	53,131	Oct, 2017	51%	—	—	—	—	164,000	—
	Residential .....				—	—	—	—	128,000	—
	Commercial .....				—	—	—	—	3,000	—
	Ancillary .....				—	—	—	—	1,900	—
	Basement (including car parks) .....				—	—	—	—	31,100	—
50	<b>Zhangzhou 2017P01 Lot (漳州2017P01地塊)</b> .....	52,439	Nov, 2017	100%	—	—	—	—	193,100	—
	Residential .....				—	—	—	—	138,823	—
	Commercial .....				—	—	—	—	3,177	—
	Ancillary .....				—	—	—	—	4,800	—
	Basement (including car parks) .....				—	—	—	—	46,300	—
51	<b>Nanjing Jiangning Lot (江寧2017G02地塊)</b> .....	82,628	Mar, 2018	50%	—	—	—	—	238,070	—
	Residential .....				—	—	—	—	132,000	—
	Office .....				—	—	—	—	10,500	—
	Commercial .....				—	—	—	—	43,900	—
	Ancillary .....				—	—	—	—	1,770	—
	Basement (including car parks) .....				—	—	—	—	49,900	—
52	<b>Chengdu Jinniu Lot (金牛三號宗地)</b> .....	11,100	Jun, 2018	100%	—	—	—	—	61,400	—
	Residential .....				—	—	—	—	44,200	—
	Ancillary .....				—	—	—	—	100	—
	Basement (including car parks) .....				—	—	—	—	17,100	—
53	<b>Tianjin Jinghai Lot (靜海2013-92號地塊)</b> .....	106,000	May, 2018	100%	—	—	—	—	179,200	—
	Residential .....				—	—	—	—	123,500	—
	Ancillary .....				—	—	—	—	3,800	—
	Basement (including car parks) .....				—	—	—	—	51,900	—
54	<b>Tianjin Jinnan Lot (津南2016-06號地塊)</b> .....	68,970	May, 2018	100%	—	—	—	—	130,100	—
	Residential .....				—	—	—	—	72,800	—
	Ancillary .....				—	—	—	—	4,300	—
	Basement (including car parks) .....				—	—	—	—	53,000	—
55	<b>Fuzhou Guihu 2017-07 Lot (桂湖壘頭2017-07地塊)</b> .....	58,563	Jul, 2018	50%	—	—	—	—	—	173,800
	Residential .....				—	—	—	—	—	128,000
	Ancillary .....				—	—	—	—	—	900
	Basement (including car parks) .....				—	—	—	—	—	44,900

	Project	Site area (sq. m.)	Actual/ Estimated presale commencement date	Group's beneficial interest (%)	COMPLETED		UNDER DEVELOPMENT		HELD FOR FUTURE DEVELOPMENT	
					GFA completed (sq. m.)	Saleable GFA (sq. m.)	Planned GFA under development (sq. m.)	Planned saleable GFA (sq. m.)	Estimated GFA (sq. m.)	Estimated GFA without land use rights certificates (sq. m.)
56	<b>Fuzhou Guihu 2017-08 Lot (桂湖墾頭2017-08 地塊)</b>	22,885	Jul, 2018	50%	—	—	—	—	—	37,100
	Residential				—	—	—	—	—	27,000
	Ancillary				—	—	—	—	—	400
	Basement (including car parks)				—	—	—	—	—	9,700
57	<b>Fuzhou Guihu 2017-09 Lot (桂湖墾頭2017-09地塊)</b>	24,227	Jul, 2018	50%	—	—	—	—	—	68,400
	Residential				—	—	—	—	—	50,300
	Ancillary				—	—	—	—	—	500
	Basement (including car parks)				—	—	—	—	—	17,600
58	<b>Putian Xibai Lot (溪白村2017-04 地塊)</b>	37,289	Feb, 2018	100%	—	—	—	—	155,100	—
	Residential				—	—	—	—	125,800	—
	Ancillary				—	—	—	—	1,800	—
	Basement (including car parks)				—	—	—	—	27,500	—
59	<b>Guangzhou Zengcheng Lot (廣州增城 地塊)</b>	28,001	Jun, 2018	50%	—	—	—	—	151,000	—
	Residential				—	—	—	—	104,600	—
	Commercial				—	—	—	—	3,200	—
	Ancillary				—	—	—	—	4,100	—
	Basement (including car parks)				—	—	—	—	39,100	—
60	<b>Xiamen Tongan Lot (同安2017P01地 塊)</b>	11,386	Mar, 2019	100%	—	—	—	—	37,400	—
	Residential				—	—	—	—	23,600	—
	Commercial				—	—	—	—	1,000	—
	Ancillary				—	—	—	—	400	—
	Basement (including car parks)				—	—	—	—	12,400	—
61	<b>Chongqing Banan Lot (重慶巴南地 塊)</b>	117,541	Jan, 2019	50%	—	—	—	—	330,300	—
	Residential				—	—	—	—	225,600	—
	Commercial				—	—	—	—	7,700	—
	Ancillary				—	—	—	—	1,800	—
	Basement (including car parks)				—	—	—	—	95,200	—
62	<b>Hangzhou Jingjiang Lot (靖江花神廟地 塊)</b>	48,543	Aug, 2019	100%	—	—	—	—	—	126,900
	Residential				—	—	—	—	—	89,300
	Commercial				—	—	—	—	—	5,000
	Ancillary				—	—	—	—	—	2,700
	Basement (including car parks)				—	—	—	—	—	29,900
63	<b>Shaoxing Shengzhou Lot (紹興嵊州地 塊)</b>	248,819	Oct, 2017	51%	—	—	—	—	77,181	675,903
	Residential				—	—	—	—	54,969	481,386
	Commercial				—	—	—	—	5,601	49,049
	Ancillary				—	—	—	—	1,320	11,558
	Basement (including car parks)				—	—	—	—	15,291	133,909
64	<b>Zhengzhou Zhongmou Lot (鄭州中牟縣 地塊)</b>	64,876	Mar, 2018	100%	—	—	—	—	252,600.00	—
	Office				—	—	—	—	200,500	—
	Commercial				—	—	—	—	3,200	—
	Ancillary				—	—	—	—	1,400	—
	Basement (including car parks)				—	—	—	—	47,500	—
	Total	5,526,067			6,670,386	544,568	4,673,107	3,088,378	3,864,317	1,727,071
	Attributable total <sup>(2)</sup>	3,755,685			4,725,004	369,255	3,069,516	1,878,301	2,869,753	1,181,310

*Notes:*

- (1) See “—Construction of Resettlement Housing” below. We recognize revenue from resettlement property construction under “revenue from construction contracts,” and we do not carry the relevant properties on our balance sheet.
- (2) A portion of our equity interest in this project was transferred in favor of trust companies or other financial institutions in relation to certain of our trust and other borrowings.
- (3) As weighted by the Group's beneficial interest.
- (4) These projects were developed by Shiou Group. Shiou Group used to be a 50% owned joint ventures of the Group. In March 2016, Shiou Group became a 50% non-wholly owned subsidiaries of the Group due to a change in accounting treatment.
- (5) These projects were developed by Huacao Group. Huacao Group used to be a joint venture of the Group with Greenland Property Group Company Limited (“Greenland Group”) for certain property development projects in Huacao, Minhang District, Shanghai. In March 2016, Huacao Group became our subsidiary due to a change in accounting treatment.



## Projects Held by Our Joint Ventures and Associated Company

The table below sets forth the details of our property development projects developed by our joint ventures and associated company as of June 30, 2017:

	Project	Site area (sq. m.)	Actual/ Estimated presale commencement date	Group's beneficial interest (%)	COMPLETED		UNDER DEVELOPMENT		HELD FOR FUTURE DEVELOPMENT	
					GFA completed (sq. m.)	Saleable GFA (sq. m.)	Planned GFA under development (sq. m.)	Planned saleable GFA (sq. m.)	Estimated GFA (sq. m.)	Estimated GFA without land use rights certificates (sq. m.)
By Joint Ventures										
1	West Coast (融信•陽光城西海岸)	124,827	Nov, 2013	50%	498,115	76,043	—	—	—	—
	Residential				241,136	—	—	—	—	—
	Commercial				35,595	22,874	—	—	—	—
	Office				59,170	—	—	—	—	—
	Ancillary				9,717	—	—	—	—	—
	Basement (including car parks)				152,498	53,169	—	—	—	—
2	Imperial Land (一品江山)	94,291	Feb, 2015	50%	—	—	316,346	71,933	—	—
	Residential				—	—	229,366	21,801	—	—
	Commercial				—	—	1,039	1,028	—	—
	Ancillary				—	—	5,628	—	—	—
	Basement (including car parks)				—	—	80,314	49,105	—	—
3	French Legend (融信•法蘭西世家)	113,400	Oct, 2014	50%	174,863	38,767	—	—	—	—
	Residential				114,032	13,184	—	—	—	—
	Ancillary				34,758	—	—	—	—	—
	Basement (including car parks)				26,073	25,583	—	—	—	—
4	Shanghai Xujing Project (徐涇鎮會展中心)	184,293	Mar, 2015	50%	250,295	136,196	576,671	314,722	—	—
	Residential				42,637	26,500	99,157	61,627	—	—
	Hotel				30,455	—	70,824	—	—	—
	Office				102,050	37,966	231,915	86,279	—	—
	Ancillary				3,423	—	7,959	—	—	—
	Basement (including car parks)				71,731	71,731	166,815	166,815	—	—
5	Gentle Mansion (君悅府)	57,394	Mar, 2017	30%	—	—	167,855	107,892	—	—
	Residential				—	—	120,287	77,352	—	—
	Commercial				—	—	1,100	800	—	—
	Ancillary				—	—	1,822	—	—	—
	Basement (including car parks)				—	—	44,646	29,740	—	—
6	Hangzhou Wocheng Project (杭州臥城地塊)	59,494	Oct, 2017	34%	—	—	206,868	168,574	—	—
	Residential				—	—	138,909	107,803	—	—
	Commercial				—	—	1,458	1,458	—	—
	Ancillary				—	—	1,579	—	—	—
	Basement (including car parks)				—	—	64,922	59,313	—	—
7	Nanjing Xianlin Project (南京仙林2016G58地塊)	106,002	Jun, 2018	38.88%	—	—	335,079	323,631	—	—
	Residential				—	—	235,887	231,169	—	—
	Commercial				—	—	1,000	500	—	—
	Ancillary				—	—	1,536	—	—	—
	Basement (including car parks)				—	—	96,656	91,962	—	—
8	Jinhua 2017-07 Lot (金華2017-07地塊一)	64,605	Jul, 2018	50%	—	—	—	—	173,200	—
	Residential				—	—	—	—	123,200	—
	Commercial				—	—	—	—	1,100	—
	Ancillary				—	—	—	—	4,900	—
	Basement (including car parks)				—	—	—	—	44,000	—
9	Hangzhou Xiaoshan Lot (蕭山2017-1號地塊)	47,326	Sep, 2018	51%	—	—	—	—	—	171,500
	Residential				—	—	—	—	—	115,800
	Ancillary				—	—	—	—	—	2,500
	Basement (including car parks)				—	—	—	—	—	53,200
10	Quzhou 2017(4) Lot (衢州(2017)4號地塊)	85,300	Dec, 2017	22.95%	—	—	—	—	209,600	—
	Residential				—	—	—	—	159,600	—
	Commercial				—	—	—	—	1,100	—
	Ancillary				—	—	—	—	1,500	—
	Basement (including car parks)				—	—	—	—	47,400	—
11	Ningbo Fenghua Lot (寧波奉化地塊)	45,993	Jul, 2018	25.50%	—	—	—	—	140,005	—
	Residential				—	—	—	—	90,400	—
	Ancillary				—	—	—	—	1,556	—
	Basement (including car parks)				—	—	—	—	48,049	—
Total		982,926			923,274	251,006	1,602,819	986,753	522,805	171,500
Attributable total <sup>(2)</sup>		424,810			461,637	125,503	697,479	408,838	170,404	87,465

Project	Site area	Actual/ Estimated presale commencement date	Group's beneficial interest	COMPLETED		UNDER DEVELOPMENT		HELD FOR FUTURE DEVELOPMENT	
				GFA completed	Saleable GFA	Planned GFA under development	Planned saleable GFA	Estimated GFA	Estimated GFA without land use rights certificates
	(sq. m.)		(%)	(sq. m.)	(sq. m.)	(sq. m.)	(sq. m.)	(sq. m.)	(sq. m.)
By Associated Company									
Zhangzhou Wanke City (漳州万科城)	235,606	July, 2014	20%	—	—	845,477	281,519	194,744	—
Residential				—	—	597,403	118,488	138,479	—
Commercial				—	—	22,197	8,348	10,484	—
Ancillary				—	—	7,847	—	—	—
Basement (including car parks)				—	—	218,030	154,683	45,782	—
Total	235,606			—	—	845,477	281,519	194,744	—
Attributable total <sup>(2)</sup>	47,121			—	—	169,095	56,304	38,948	—

*Notes:*

- (1) See the section headed “—Construction of Resettlement Housing” below. We recognize revenue from resettlement property construction under “revenue from construction contracts,” and we do not carry the relevant properties on our balance sheet.
- (2) As weighted by our Group’s beneficial interest.

## Newly Acquired Projects of Anhui Hailiang and Ningbo Hailiang

The table below sets forth the details of our newly acquired property development projects of Anhui Hailiang and Ningbo Hailiang as of June 30, 2017:

		Actual/ Estimated presale commencement date	Group's beneficial interest	COMPLETED		UNDER DEVELOPMENT		HELD FOR FUTURE DEVELOPMENT	
Project	Site area			GFA completed	Saleable GFA	GFA completed	Saleable GFA	Estimated GFA	Estimated GFA without land use rights certificates
	(sq. m.)		(%)	(sq. m.)	(sq. m.)	(sq. m.)	(sq. m.)	(sq. m.)	(sq. m.)
<i>By Subsidiaries</i>									
Suzhou Tang Ning Fu (唐寧府) .....	106,303.44	May, 2016	36%	—	—	278,962.28	120,122.52	—	—
Residential .....						188,242.88	94,837.94		
Ancillary .....						9,500.61			
Basement .....						81,218.79	25,284.58		
Suzhou Changqiao Yayuan (長橋雅苑) .....	161,117.73	Aug, 2013	55%	364,298.14	—	150,032.86	42,192.70	—	—
Residential .....				308,629.22		56,271.78	30,268.04		
Ancillary .....				7,853.00		—			
Basement .....				47,815.92		93,761.08	11,924.66		
Nantong Yue Rong Shu (悅榕墅) .....	53,561.00	Sep, 2014	55%	129,583.00	3,394.84	—	—	—	—
Residential .....				82,096.96	2,809.85				
Commercial .....				12,801.64					
Ancillary .....				17,592.40					
Basement .....				17,092.00	584.99				
Hai Liang Hua Fu (海亮·華府) .....	22,873.00	May, 2013	55%	85,265.22	1,221.42	—	—	—	—
Residential .....				52,261.90					
Offical .....				8,397.31					
Hotel .....				4,783.48					
Commercial .....				13,881.53	1,221.42				
Ancillary .....				471.00					
Basement .....				5,470.00					
Hai Liang Yu Fu (海亮·禦府) .....	130,244.00	Jun, 2013	55%	534,407.73	—	—	—	—	—
Residential .....				235,010.00					
Commercial .....				19,791.00					
Ancillary .....				254,801.00					
Basement .....				24,805.73					
Hai Liang Yue Fu (海亮·悅府) .....	145,024.00	Jun, 2014	55%	231,276.31	—	169,171.77	71,520.00	—	—
Residential .....				231,276.31		88,906.86	38,846.61		
Commercial .....				—		36,884.91	16,116.35		
Basement .....				—		43,380.00	16,557.04		
The Riverside Mansion (海亮·江灣城) .....	114,375.80	Jun, 2015	55%	87,347.00	—	302,481.40	—	—	—
Residential .....				87,347.00		208,522.96			
Commercial .....				—		17,159.72			
Ancillary .....				—		7,940.26			
Basement .....				—		68,858.46			
Hai Liang Long Yuan (海亮·龍園) .....	51,589.11	Jan, 2017	55%	—	—	180,993.63	—	—	—
Residential .....				—		131,569.39			
Commercial .....				—		1,187.26			
Ancillary .....				—		1,649.98			
Basement .....				—		46,587.00			

	Project	Site area (sq. m.)	Actual/ Estimated presale commencement date	Group's beneficial interest (%)	COMPLETED		UNDER DEVELOPMENT		HELD FOR FUTURE DEVELOPMENT	
					GFA completed (sq. m.)	Saleable GFA (sq. m.)	GFA completed (sq. m.)	Saleable GFA (sq. m.)	Estimated GFA (sq. m.)	Estimated GFA without land use rights certificates (sq. m.)
9	Hai Liang Xing Cheng (海亮·星城)	51,543.00	Jul, 2017	42%	—	—	135,697.90	112,306.00	—	—
	Residential				—		110,892.02	101,049.05		
	Commercial				—		1,057.71	1,057.71		
	Basement				—		23,748.17	10,199.24		
10	Hai Liang Xingfu Li (海亮·幸福里)	154,391.00	Apr, 2017	44%	—	—	401,792.99	325,843.83	—	—
	Residential				—		284,961.26	284,961.26		
	Hotel				—		7,000.03	—		
	Commercial				—		9,841.77	9,841.77		
	Ancillary				—		6,874.91	—		
	Basement				—		93,115.02	31,040.80		
11	Xingfu Li East County (幸福里东郡)	86,710.00	Dec, 2017	55%	—	—	—	—	—	253,514.47
	Residential				—					183,100.61
	Commercial				—					10,156.29
	Ancillary				—					6,126.99
	Basement				—					54,130.58
12	Xingfu Li North County (幸福里北郡)	47,886.00	May, 2018	55%	—	—	—	—	—	141,075.12
	Residential				—					101,358.68
	Commercial				—					4,194.26
	Ancillary				—					4,429.78
	Basement				—					31,092.40
13	Bengbu Hai Liang Ming Zhu (蚌埠海亮明珠)	187,378.33	Sep, 2012	55%	428,318.41	—	155,959.29	53,549.45	—	—
	Residential				299,719.18		135,995.34	50,695.14		
	Hotel				4,284.00		—	—		
	Commercial				86,480.07		7,657.00	2,854.31		
	Ancillary				7,306.71		3,017.95	—		
	Basement				30,528.45		9,289.00	—		
14	Bengbu Hai Liang Tian Yu (蚌埠海亮天御)	126,792.00	Oct, 2014	55%	113,757.83	—	299,489.50	104,589.21	—	—
	Residential				86,268.28		238,598.08	85,486.81		
	Commercial				4,816.71		15,381.13	5,436.70		
	Ancillary				7,580.84		—	—		
	Basement				15,092.00		45,510.29	13,665.70		
15	Hailiang Official Mansion (六安海亮官邸)	122,913.00	May, 2014	55%	234,518.60	35,951.98	111,604.86	26,920.82	—	—
	Residential				208,621.21	33,820.37	67,915.76	23,879.82		
	Commercial				13,148.82	2,131.61	8,648.80	3,041.00		
	Ancillary				7,960.57		531.80	—		
	Basement				4,788.00		34,508.50	—		
16	Hefei Hailiang Palais Jardin (九玺花园)	193,815.16	Jun, 2013	55%	630,358.35	37,849.10	—	—	—	—
	Residential				533,104.49	36,492.46				
	Commercial				20,142.62	899.67				
	Ancillary				16,519.87					
	Basement				60,591.37	456.97				
17	Hefei Hailiang Rubellite (熙园花园)	10,508.18	May, 2013	55%	26,425.65	1,327.43	—	—	—	—
	Residential				19,141.70	991.02				
	Commercial				3,011.32	155.90				
	Ancillary				808.63					
	Basement				3,464.00	180.51				
18	Hefei Orchid Land (蘭郡花园)	220,319.00	Mar, 2011	55%	241,045.85	11,819.81	—	—	—	—
	Residential				204,195.36	11,128.11				
	Commercial				16,535.04	691.70				
	Ancillary				4,201.45					
	Basement				16,114.00					
19	Hailiang Rubellite (红玺台公馆)	72,080.46	Sep, 2014	55%	201,560.01	28,498.78	—	—	—	—
	Residential				144,505.25	22,851.18				
	Commercial				12,435.83	1,112.37				
	Ancillary				8,565.00					
	Basement				36,053.93	4,535.23				
20	Hailiang Sunny Riverside (阳光水岸)	122,791.70	Jun, 2010	55%	233,338.37	3,912.80	—	—	—	—
	Residential				201,572.63	3,545.77				
	Commercial				21,012.06	367.03				
	Ancillary				4,655.72					
	Basement				6,097.96					
21	Hailiang Heavenly Mansion (海亮天御)	140,000.00	Sep, 2013	55%	132,553.06	—	109,555.16	85,518.03	—	—
	Residential				106,141.29		103,913.67	84,779.19		
	Commercial				7,904.52		905.59	738.84		
	Ancillary				1,088.57		736.24			
	Basement				17,418.68		3,999.66			
22	Hailiang British Polis (英倫城邦)	298,955.00	Phase 1 - Oct, 2011	55%	343,921.30	—	43,689.64	2,849.00	—	—
	Residential		Phase 2 - Mar, 2015		287,189.19		41,203.44	2,708.75		
	Commercial		Phase 3 - Dec, 2016		28,677.15		2,486.20	140.25		
	Ancillary				28,054.96		—			

	Project	Site area	Actual/ Estimated presale commencement date	Group's beneficial interest	COMPLETED		UNDER DEVELOPMENT		HELD FOR FUTURE DEVELOPMENT	
					GFA completed	Saleable GFA	GFA completed	Saleable GFA	Estimated GFA	Estimated GFA without land use rights certificates
					(sq. m.)	(sq. m.)	(sq. m.)	(sq. m.)	(sq. m.)	(sq. m.)
23	Hailiang time ONE (海亮時代ONE)	50,053.14	Jul, 2016	55%	—	—	236,550.45	117,577.95	67,991.97	—
	Commercial				—	—	162,304.64	117,577.95	46,369.98	
	Basement				—	—	74,245.81	—	21,621.99	
24	Hai Liang Xin Ying Li (海亮·新英里)	103,317.34	Dec, 2014	52%	339,874.43	138,258.98	—	—	126,353.56	—
	Residential				247,801.66	101,888.37	—	—	—	
	Commercial				18,986.57	8,010.61	—	—	90,212.55	
	Ancillary				1,965.56	1,965.56	—	—	—	
	Basement				71,120.64	26,394.44	—	—	36,141.01	
25	Hai Liang De Wen Jun (海亮·德文郡)	69,763.41	Jul, 2018	35%	—	—	131,005.52	114,122.25	148,872.00	—
	Residential				—	—	95,985.40	95,985.40	109,990.00	—
	Hotel				—	—	6,513.60	6,513.60	7,785.00	—
	Commercial				—	—	1,500.00	1,500.00	1,500.00	—
	Ancillary				—	—	939.00	—	1,025.00	—
	Basement				—	—	26,067.52	10,123.25	28,572.00	—
26	Hai Liang Xi Yue (海亮熙悅)	63,448.10	Apr, 2018	33%	—	—	—	—	310,371.00	—
	Residential				—	—	—	—	219,530.00	
	Commercial				—	—	—	—	22,455.00	
	Ancillary				—	—	—	—	9,523.00	
	Basement				—	—	—	—	58,863.00	
27	Lanzhou Binhe Yi Hao (滨河一号)	78,533.00	Aug, 2013	52%	357,709.78	3,817.47	—	—	—	—
	Residential				300,173.46	3,286.41	—	—	—	
	Commercial				15,580.73	124.94	—	—	—	
	Basement				41,955.59	406.12	—	—	—	
28	Lanzhou Hailiang Heyuan (海亮和园)	28,040.20	Jul, 2014	52%	92,397.34	9,338.06	—	—	—	—
	Residential				74,686.56	7,577.97	—	—	—	
	Commercial				9,433.00	919.63	—	—	—	
	Basement				8,277.78	840.46	—	—	—	
29	Lanzhou Xi'an Hua Fu (熙岸华府)	65,784.80	Dec, 2015	52%	—	—	264,701.52	98,669.96	—	—
	Residential				—	—	230,108.75	88,580.06	—	
	Commercial				—	—	7,296.68	1,510.92	—	
	Basement				—	—	27,296.09	8,578.98	—	
30	Hailiang Da Du Hui (海亮大都匯)	193,613.90	Jun, 2014	55%	484,837.35	28,846.97	151,034.22	100,623.32	53,503.11	—
	Residential				409,388.88	25,335.95	118,964.93	77,138.64	32,696.89	
	Commercial				11,571.97	640.27	27,406.56	19,965.09	5,190.72	
	Basement				63,876.50	2,870.75	4,662.73	3,519.59	15,615.50	
31	Hailiang International Community (海亮國際社區)	797,960.04	Jan, 2011	55%	1,163,156.87	38,677.70	—	—	—	—
	Residential				1,004,273.79	33,700.82	—	—	—	
	Commercial				43,417.19	1,102.14	—	—	—	
	Basement				115,465.89	3,874.74	—	—	—	
32	Binhe No.1 Project (滨河壹号)	157,815.00	Sep, 2016	55%	—	—	256,818.61	128,606.00	—	—
	Residential				—	—	211,053.69	105,688.49	—	
	Commercial				—	—	10,840.58	5,428.59	—	
	Basement				—	—	34,924.34	17,488.92	—	
33	Hailiang Skyscrapers (海亮天城)	148,919.07	May, 2014	55%	—	—	460,009.12	114,379.47	—	—
	Residential				—	—	319,891.23	88,756.31	—	
	Commercial				—	—	17,125.00	4,751.46	—	
	Ancillary				—	—	5,850.00	—	—	
	Basement				—	—	117,142.89	20,871.70	—	
34	Yijing Garden (颐景花園)	2,015.70	Mar, 2010	55%	29,754.50	—	—	—	5,818.00	—
	Residential				26,037.59	—	—	—	4,491.20	
	Commercial				2,757.75	—	—	—	1,326.80	
	Basement				959.16	—	—	—	—	
	Total	4,380,434.61			6,485,705.10	342,915.34	3,839,550.72	1,619,390.51	712,909.64	394,589.59
	Attributable total	2,330,064.49			2,318,639.57	122,592.23	1,372,639.38	578,932.11	254,865.20	141,065.78
	By Associated Companies									
35	Hai Liang Tang Ning Fu (海亮·唐寧府)	70,065.04	Jul, 2017	25%	—	—	267,799.96	233,266.70	—	—
	Residential				—	—	186,928.16	186,928.16	—	
	Commercial				—	—	5,694.54	5,694.54	—	
	Ancillary				—	—	3,560.00	—	—	
	Basement				—	—	71,617.26	40,644.00	—	
36	Haimao No.1 Project (海茂壹号院)	176,146.41	Nov, 2015	27%	—	—	408,745.08	124,087.46	—	—
	Residential				—	—	294,054.23	95,638.47	—	
	Commercial				—	—	23,788.52	7,737.00	—	
	Ancillary				—	—	5,422.00	—	—	
	Basement				—	—	85,480.33	20,711.99	—	

	Project	Site area (sq. m.)	Actual/ Estimated presale commencement date	Group's beneficial interest (%)	COMPLETED		UNDER DEVELOPMENT		HELD FOR FUTURE DEVELOPMENT	
					GFA completed (sq. m.)	Saleable GFA (sq. m.)	GFA completed (sq. m.)	Saleable GFA (sq. m.)	Estimated GFA (sq. m.)	Estimated GFA without land use rights certificates (sq. m.)
37	Shiyuefu Project (世悦府) .....	136,828.38	Jun, 2017	27%	—	—	384,114.00	251,628.78	—	—
	Residential .....						309,195.00	241,991.55		
	Commercial .....						8,826.00	8,127.10		
	Ancillary .....						11,631.00			
	Basement .....						54,462.00	1,510.13		
	<b>Total</b> .....	<b>383,039.83</b>			—	—	<b>1,060,657.04</b>	<b>608,982.94</b>	—	—
	<b>Attributable total</b> .....	<b>101,919.02</b>			—	—	<b>281,021.94</b>	<b>159,760.06</b>	—	—

*Note:*

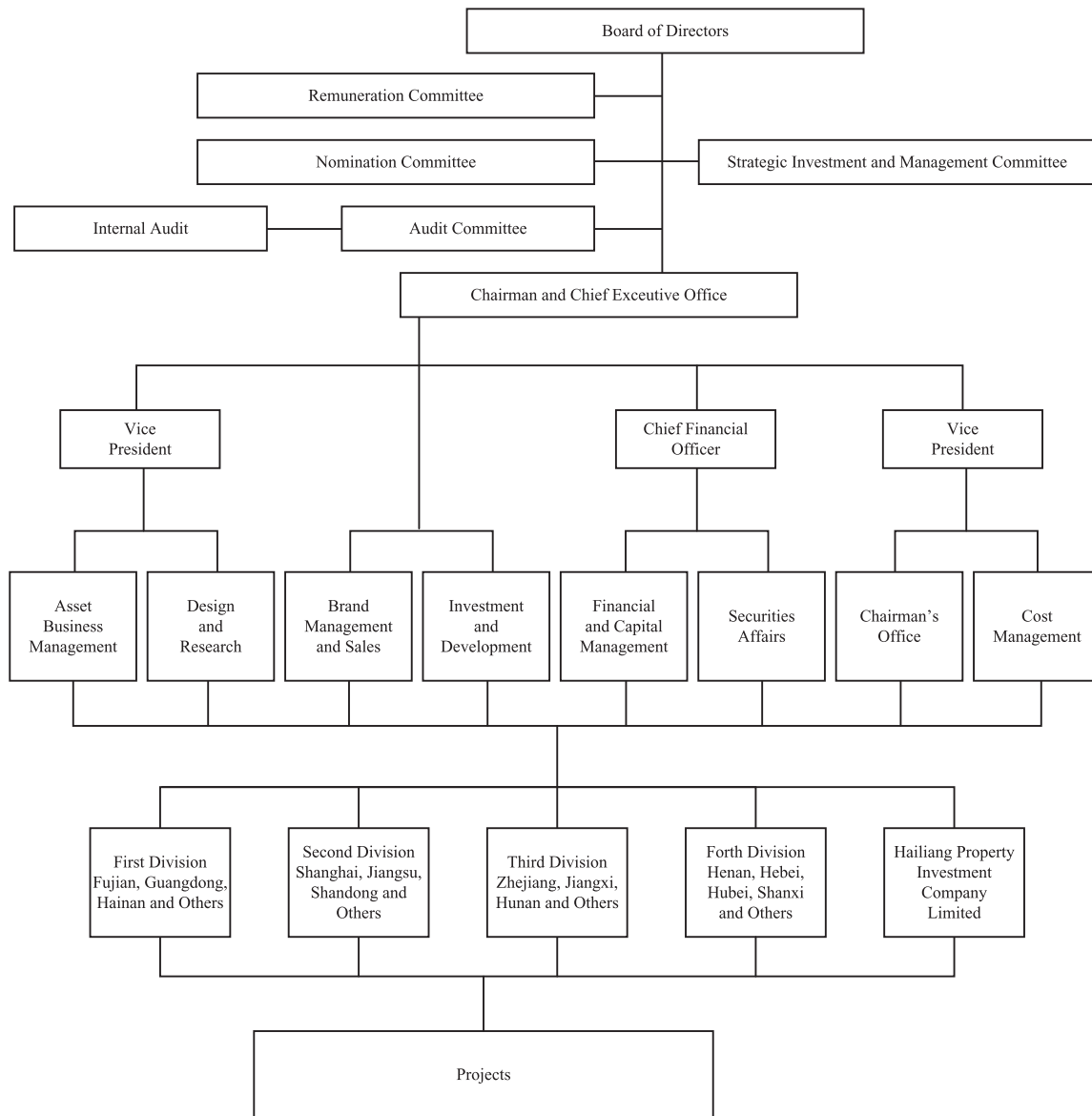
(1) As weighted by our Group's beneficial interest retrospectively.

## OUR PROPERTY DEVELOPMENT MANAGEMENT

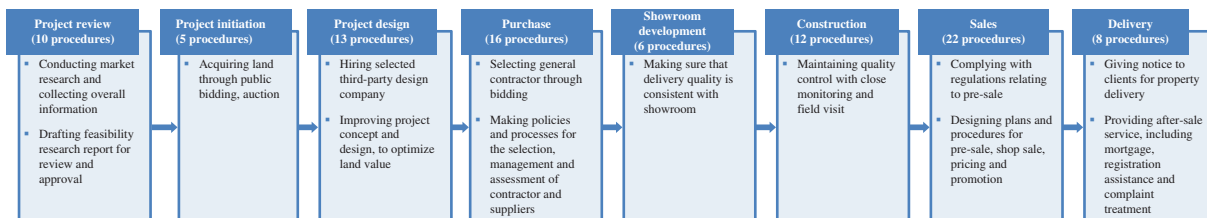
### Overview

We maintain a strategic investment and management committee and nine functional departments at our headquarters to manage our projects: asset business management; design and research; brand management and sales; cost management; investment and development; securities affairs; financial and capital management and the chairman's office. In addition, we established three regional centers to manage our projects directly: the Fuzhou center for our projects in Fuzhou; the southern Fujian center for our projects in Xiamen and Zhangzhou and the eastern China center for our projects in Shanghai and Hangzhou.

We set out below our management structure:



The diagram below summarizes the major stages of our property development process.<sup>(1)</sup>



Note:

- (1) The required time for each property development stage may vary among projects depending on the geographical location and the size of the projects. The sequence of specific planning and execution activities may also vary among projects due to the requirement of local laws and regulations.



## Site Selection

We place a strong emphasis on selecting suitable locations for our projects. We focus on prime locations in regional hubs in the Western Taiwan Straits Economic Zone, Yangtze River Delta regions and first and second-tier cities in China.

We assess the appreciation potential of land primarily through investigating and evaluating the economic and demographic conditions of a city. Our site selection process is led by our dedicated site selection team consisting of key members of our senior management. Our asset business management center is responsible for identifying a potential project, conducting market research and performing preliminary screening. Thereafter, a detailed feasibility study will be submitted to our financial management center and our strategic investment and management committee chaired by Mr. Ou for review and ultimately approved by our Board.

We prudently carry out the site selection process in all projects with a strong focus on the quality. The factors we consider in assessing whether a site is suitable for development include, but are not limited to:

- scale and price of the land;
- prospects of the city's development;
- the potential for value appreciation;
- transportation infrastructure;
- the economic environment and the physical and geological characteristics of the site;
- historical features and natural resources;
- local zoning regulations; and
- the central and local governments' industry policy and development strategies.

## Land Acquisition

In 2014, 2015, 2016 and the six months ended June 30, 2017, we obtained our land reserves through the following methods:

- participation in government-organized tenders, auctions and listings-for-sale;
- cooperation with third-party property developers to jointly acquire and develop a project; and
- acquire equity interest from third-party property developers that have entered into land grant contracts with local governments.

We primarily acquire land through tenders, auctions and listings-for-sale from the PRC government in accordance with relevant PRC laws and regulations. For further details of the applicable PRC laws and regulations relating to land acquisition, see "Regulations—Sale of Real Estate."

We have also employed land acquisition strategies to acquire land at competitive costs by cooperation with leading third-party property developers through joint ventures. We believe that by sharing common business concepts and leveraging our respective strengths and experiences in project development, such cooperation can achieve mutual benefits for us as well as our joint venture partners.

In addition, we also acquire land through equity interest from third-party property developers that entered into land grant contracts with local governments.

## **Project Design**

In order to provide our customers with distinctive designs and to achieve operations efficiency, we outsource the design of substantially all of our property development projects to third-party domestic or international architecture and design firms. We have worked closely with leading domestic and international architecture and design firms, such as Atkins, HBA and Belt Collins. Our design and research center is responsible for selecting such third-party partners, taking into consideration their reputation, proposed designs and their past relationship with us. From time to time, we also engage in a tender process in which the architecture and design firms submit proposals which we determine whether they can be translated into commercially viable projects. Our design and research center supervises and provides the third-party architecture and design firms with directions and design criteria on which we aim to market our property development projects. In addition, our design and research center works closely with the architecture and design firms in major aspects of the design process, from master planning, design specifications and adjustments, raw material selection, to ensuring that the designs are in compliance with local regulations. Upon receiving design schemes from the outside architecture and design firms, our design and research center is responsible for communicating with our construction contractors to ensure that the design elements are effected as we expect. Our design and research center monitors closely the work of the architecture and design firms to ensure that the project designs meet our specifications and works together with our project directors and our construction management divisions to ensure that any problems encountered with the proposed design during construction are resolved in a timely manner.

## **Construction and Procurement**

### ***Project Management***

For each of our regional centers, we maintain a project management team consisting of approximately ten engineers or technicians. These employees are deployed on site and are responsible for communicating with our construction contractors and specialized contractors and performing quality inspection and control.

### ***Appointment of Construction Contractors***

We do not maintain a construction capacity and outsource construction works of all our property development projects to qualified third-party general construction contractors. Such construction works include, among other things, foundation digging, general construction and installation of equipment. The general contractors of our property developments are selected through an open tender process. The tender process is managed by the cost management center of our headquarters and the respective project companies. We conduct due diligence procedures on our potential contractors, such as inspecting their credentials and on-site supervision on their offices and property projects, and only those contractors who have passed such due diligence procedures are invited to participate in the tender. In selecting the winning bid, we typically consider the contractors' professional qualifications, technical capabilities, industry reputation, track record and prices tendered. We also involve the work of specialized contractors in specific areas, such as landscaping, glass wall panel installations, night lighting system installations and smart key entrance security control system. The specialized contractors are typically selected through a tender process and will typically enter into contracts with us.

We are not responsible for any labor issues of our contractors or accidents and injuries that may occur during construction. These risks are borne by the contractors, as provided in our contracts with them. However, our strict quality control measures require our contractors to comply with the relevant rules and regulations including environmental, labor, social and safety regulations to minimize our risks and liabilities. In 2014, 2015, 2016 and the six months ended June 30, 2017, we were not involved in any dispute with our contractors nor were there any cases of material personal injury or death involving our contractors that had a material and adverse effect on our business.

Under typical agreements with our contractors, we make payments to contractors in stages according to the progress of construction works. The percentage of each stage payment varies from project to project according to

the terms stipulated in the relevant contracts. Our contracts with contractors typically provide for the retention of a certain percentage (such as 3-5%) of the total payment as quality assurance. Depending on the type of construction works involved, such retention amount is released to the contractor upon the expiry of the relevant quality assurance period, which is generally one to five years.

### ***Procurement***

Our procurement activities fall into two categories: construction raw materials and equipment. Our construction contractors are responsible for procuring raw materials, notably steel and concrete. With respect to construction contracts of substantial value and of a long duration, we typically engage in discussions with our contractors and adjust construction fees if fluctuations in the market prices of such commodities exceed a certain threshold (typically 3% to 10%), and we, as a result, bear most of the risks associated with such commodity price movements. In 2014, 2015, 2016 and the six months ended June 30, 2017, fluctuations in the price of construction raw materials did not exceed the relevant materiality threshold in the relevant contracts we had with our construction contractors and we therefore did not incur additional costs to compensate our construction contractors. Nonetheless, as we typically pre-sell our properties prior to their completion, we will not be able to pass the increased costs on to our customers if construction costs increase subsequent to the pre-sale. See the section headed “Risk Factors—Risks Relating to Our Business—Fluctuations in the price of construction materials and our construction contractors’ labor costs could affect our business and financial performance.”

We treat equipment procurement differently. We directly purchase equipment which we consider is important or is of high value, such as elevators. We do not normally maintain an inventory of such equipment and purchase these equipment only on an as-needed basis. We are generally agreeable for our contractors to procure what we believe to be less important equipment such as ventilation systems and control cabinets and reflect the purchase price in the contractor’s fees.

### **Quality Control**

We place significant emphasis on quality control in the management of our projects. As of June 30, 2017, there are 26 employees in our stringent quality control program who on average have more than seven years of experience in the construction industry. The following are certain important measures or procedures we have adopted in furtherance of this goal:

- we ask our construction contractors to first perform its own internal control, followed by inspections of our project management team, reviews by our regional project quality control team and a quarterly assessment at the Group level; also, our headquarters conducts an internal audit at least annually to identify potential issues and promote measures and initiatives that have proven to be successful in certain projects;
- we perform routine inspections on raw materials when they are delivered and reject materials which are below standard or that do not comply with our specifications and return them to the contractors or suppliers;
- we retain qualified independent third-party professional firms as well as the quality supervision units of the relevant local government authorities to oversee and supervise the overall construction of our projects;
- we assign each project its own on-site project management team, which comprises qualified engineers led by our project managers to ensure quality and monitor the progress and workmanship of construction;
- we compile a set of standardized technical guidelines for construction management of each project; and
- we carry out quality control in accordance with the relevant laws, regulations, and other compulsory standards promulgated by the relevant PRC governmental authorities and other industry associations.

## **Sales and Marketing**

### ***Sales and Marketing Plan***

The sales and marketing teams of our project companies study local market information and formulate pre-marketing, sales and pricing plans and procedures for approval by the sales and marketing center of our headquarters. We determine our per unit sales price with reference to the sales price of market comparables, market conditions and our development costs. Our sales and marketing personnel are incentivized by performance-based compensation packages. Throughout and subsequent to the project development and pre-sale period, we provide comprehensive assistance to our customers, coordinate internally to address queries raised by, and collect feedback from, our customers and potential customers for us to evaluate our products and devise modifications to designs of our future properties as appropriate to address any change in market demand.

As part of our sales strategy, we have established a membership club, Rongxin Club (融信會), for purchasers and prospective purchasers of our properties. Members as well as all second-time purchasers are entitled to discounts to the purchase price of their purchases of our properties and attend functions organized by Rongxin Club from time to time. All purchasers of our properties are eligible to join Rongxin Club free of charge. We charge a membership fee of RMB10,000 per person for prospective purchasers to join the Rongxin Club. When such a paid member purchases a property from us, the membership fee is refunded. Members are free to relinquish their membership, in which event membership fees paid will be refunded in full.

Our promotion channels primarily include advertising through newspapers, television, radio, internet, billboards, magazines and mobile phone text messages. We generally engage professional property sales agencies and advertising design agencies in China to assist us in our sales campaigns. We hold promotional and sales events at our property development project premises and invite potential customers to visit exhibit units. Customers of some of our property development projects are entitled to referral bonuses. We also establish charities such as Rongxin Charity Foundation (融信公益基金會) and organize promotional events such as Community Cultural Festival (鄰里文化節), which help increase public awareness of our “Rongxin 融信” brand.

### ***Pre-sale***

In line with market practice in the PRC, we normally commence pre-sales of our property development project before completion of the entire project. Our pre-sales typically comprise multiple phases in accordance with our marketing strategies and plans which are drawn up as early as the acquisition of the relevant land. Relevant PRC laws and regulations require property developers to fulfill certain conditions, including but not limited to payment of the land grant premium and obtaining the relevant land use rights certificate, construction works planning permit, construction works commencement permit and pre-sale permit before the commencement of pre-sales. See “Regulations—Sale of Real Estate” for further details of the laws and regulations governing pre-sale. We generally time the launch of our pre-sale campaigns according to the progress of construction, market conditions and any general holidays. Once a project is substantially sold out, we re-deploy our sales staff to other projects.

Our pre-sale contracts are prepared in accordance with applicable PRC laws and regulations. Purchasers are typically required to make a down-payment according to the schedule stipulated in the sales contract. The amount of down-payment to be paid and the circumstances in which deposits may be forfeited are stipulated in relevant pre-sales contracts. In accordance with the requirements of applicable PRC laws and regulations, we register such pre-sale with the relevant local authorities and provide warranties on the quality of properties we construct or sell to our customers for periods no shorter than that for quality warranties we receive from our construction contractors under the relevant construction contracts, being generally one to five years. See “Risk Factors—Risks Relating to Our Business—We are exposed to contractual and legal risks related to pre-sales, which could have a material adverse effect on our business, financial condition and result of operations” for further details regarding the associated risks.

### ***Payment Arrangement***

Our customers may choose to pay the purchase price of our properties by one lump sum payment or by mortgage financing. Customers choosing to settle the purchase price by one lump sum payment will be required to fully settle the purchase price shortly after the execution of the sales contract. Customers choosing to settle the purchase price of residential properties by mortgage financing shall, according to the terms stipulated in the relevant sales contract, normally pay a down-payment of no less than 30% of the purchase price upon the execution of the sales contract in accordance with the applicable PRC laws and regulations. Depending on the processing time required by mortgagee banks, the balance of the purchase prices will typically be paid by the mortgagee banks shortly after the date of execution of the sales contracts.

In line with market practice in the PRC, we have arrangements with various banks for the provision of mortgage financing and, where required, provide our customers with guarantees as security for mortgage loans. The terms of such guarantees typically last until the transfer of the building ownership certificate to the purchaser and the certificate is registered in favor of the bank. As a guarantor, if the purchaser defaults in payment, we are obligated to repay all outstanding amounts owed by the purchaser to the mortgagee bank under the loan and have the right to claim such amount from the defaulting purchaser. We do not conduct credit checks on our customers but rely on credit checks conducted by relevant banks.

As of December 31, 2014, 2015 and 2016 and June 30, 2017, our outstanding guarantees in respect of the mortgages for purchasers of our properties amounted to RMB3,579.9 million, RMB6,412.9 million, RMB17,049.6 million (US\$2,514.9 million) and RMB14,609.6 million (US\$2,155.0 million), respectively. In 2014, 2015 and 2016 and the six months ended June 30, 2017, we encountered 81 incidents where we were jointly and severally liable for a purchaser's default under his mortgage loan, for an aggregate amount of approximately RMB100 million. See "Risk Factors—Risks Relating to Our Business—We guarantee the mortgage loans provided by financial institutions to our customers and, consequently, we are liable to the mortgagees if our customers default." In the case of a purchaser default, we are entitled to forfeit the deposits the purchaser has made with us and foreclose on the relevant property.

### **Delivery of Properties and After-Sale Customer Service**

#### ***Delivery of Completed Properties***

We endeavor to deliver completed properties to our customers on a timely basis in accordance with the terms of the sales contracts. We closely monitor the progress of construction work at our projects under development. If we fail to deliver the completed properties within the stipulated timeframe due to our default, we may be liable to pay a certain percentage of the purchase price as penalty in accordance with the terms of the relevant sales contracts. Under current PRC laws and regulations, we are required to obtain completion certificates before delivering properties to our customers. See the section headed "Regulations" for further information. After a property development project has passed the requisite completion and acceptance inspections, we will notify our customers before the delivery date stipulated in the sale contracts, to arrange the delivery procedures. Our customers will then come to our designated locations to conduct the delivery procedure with us. We may also assist our customers to obtain the individual building ownership certificates for our properties at our customers' expense. We may also be liable to compensate our customers for any delay in the delivery of properties. In 2014, 2015, 2016 and the six months ended June 30, 2017, we did not experience any significant delays in the completion of our property development projects or delivery of relevant title documents after sale.

#### ***After-sale Services***

Our sales and marketing department is responsible for our after-sales customer services. Our customer service personnel provide after-sales services such as assisting customers to obtain building ownership certificates and handling customers' complaints. In 2014, 2015, 2016 and the six months ended June 30, 2017,

we were not aware of any material customers' complaints or product liability claims. Our customers may also participate in our activities and obtain first-handed information regarding our new property development projects. We also conduct customer satisfaction surveys annually through independent third-party and professional firms.

## **CONSTRUCTION OF RESETTLEMENT HOUSING**

### **Background**

In 2014, 2015, 2016 and the six months ended June 30, 2017, in connection with our development of Lan County, The Coast and certain other projects, as specified in the relevant land grant contracts or related agreements, we (for convenience, references to "we" under this heading "—Construction of Resettlement Housing" include certain of our joint ventures and an associated company, where applicable, unless otherwise required by context) cooperated or agreed to cooperate with the local governments in constructing resettlement housing units adjacent to our own developments. The construction of such resettlement housing was typically included by the relevant local governments as part of the package for the acquisition of related parcels of land for commercial development. Under such arrangement, we pay the relevant land premium and receive the land use rights certificates registered to our name with respect to the land parcels underlying the resettlement properties during the construction phase, but are obligated to deliver the properties upon completion back to the local government. As advised by FenXun Partners, our PRC legal advisors, since we only have the rights to occupy and develop the relevant land and must deliver the completed properties back to the local governments pursuant to contractual terms, we do not have the rights of disposal and therefore are not freely entitled to the economic interests of the land use rights. Effectively, we do not own the land use rights and only provide a service to the local government in conducting property development. Similar to the development of our own property projects, we rely on contractors to carry out various construction works.

### **Salient Contractual Terms**

The key terms of such construction contracts typically include the location, number of units and GFA of resettlement housing to be constructed, the construction period and consideration. In some cases, the consideration is set at zero; in certain other cases, a pre-determined repurchase price is specified; in other cases still, tax or other preferential government allowances are provided in lieu of a cash price. The repurchase price is typically expressed as a fixed amount or a sum of land cost, construction cost and a modest profit margin. Such considerations are not set at market levels for the services rendered, and are not viewed by the local governments and developers isolated from the cost and benefit analysis of the related land parcels for commercial development.

### **Reason for Entering into Contracts**

In 2014, 2015, 2016 and the six months ended June 30, 2016 and 2017, our revenue from such construction contracts amounted to RMB103.0 million, RMB87.9 million, RMB178.3 million (US\$26.3 million), RMB92.7 million and RMB141.7 million (US\$20.9 million), respectively. For the same periods, our gross profit margin from such construction contracts was 5.4%, 4.2%, 5.1%, 5.0% and 5.7%, respectively. However, since undertaking these construction contracts was a prerequisite to acquiring the relevant land parcels for property development, we would bid for the land parcels (and would be obliged to undertake such contracts if we succeed) if the economic return from such property development projects as a whole (taking the obligation to undertake such contracts into consideration) appeared attractive to us.

## **OUR HOTELS AND INVESTMENT PROPERTIES**

We focus on property development projects at prime locations in first and second-tier cities, some of which have a combination of residential, hotel, commercial, retail and office properties. While we hold all of our residential properties for sale, we intend to hold our hotels and may hold some commercial, retail or office



properties for investment purposes. As of June 30, 2017, we had ten projects (excluding projects of our joint ventures or associated company) with investment properties (in Fuzhou and Shanghai), including three hotels under development with a total planned GFA of approximately 150,067.7 sq.m. which are expected to be completed by 2017.

## **PROPERTY MANAGEMENT SERVICE**

We rely on Rongxin (Fujian) Property Management Co., Ltd., a property management company in which our chairman and controlling shareholder, Mr. Ou Zonghong, holds a majority interest, to provide property management services to our customers. The services provided by this property management company include security, property maintenance, gardening and other ancillary services.

The property management company obtained National Property Management Enterprise First Class Qualification (國家物業服務企業一級資質) in 2012 and is a member of the Golden Key Property Alliance (金鑰匙物業聯盟), a nationwide property management alliance targeting high-end property projects with over 170 members across 32 cities in China, and is committed to providing all property owners with comprehensive and considerate professional property management services.

## **PROPERTIES USED BY US**

As of June 30, 2017, properties which we occupied for our own use had a total GFA of approximately 1,724.7 sq.m.

## **SUPPLIERS AND CUSTOMERS**

### **Suppliers**

In 2014, 2015, 2016 and the six months ended June 30, 2017, our five largest suppliers, primarily comprising construction companies which are our contractors and each an independent third party, accounted for 62.9%, 45.8%, 45.0% and 45.3% of our total purchases, respectively, and our single largest supplier accounted for 27.1%, 26.7%, 20.8% and 23.7% of our total costs of sales during the same periods, respectively. The length of our business relationship with our five largest suppliers ranges from three years to six years.

### **Customers**

We primarily target customers from middle to upper-middle income households who are looking to either purchase their first homes or upgrade their living environment. In 2014, 2015, 2016 and the six months ended June 30, 2017, we also derived revenue from certain local governments in Fuzhou for our services under construction contracts.


## **COMPETITION**

The PRC real estate industry is highly fragmented and competitive. As a real estate developer in China, we primarily compete with other top Chinese real estate developers focusing on the development of residential properties in the PRC. We compete on many fronts, including product quality, service quality, price, financial resources, brand recognition, ability to acquire land and other factors. In recent years, an increasing number of property developers from the PRC and overseas have entered the property development markets in the cities where we have operations, resulting in increased competition for land available for development. Moreover, the PRC government has implemented a series of policies to control the growth and curtail the overheating of, and foreign investment in, the PRC property sector. We believe major entry barriers into the PRC property development industry include a potential entrant's limited knowledge of local property market conditions and limited brand recognition in these markets. We believe that the PRC real estate industry still has large growth



potential. We believe that, with our solid experience in real estate development since 2003, our strategic focus on mid to high-end residential properties targeting middle to upper-middle income households in the Western Taiwan Straits Economic Zone, Yangtze River Delta regions and other first and second-tier cities in China, our reputable brand name and our effective management team, we are able to respond promptly and effectively to challenges in the PRC property market.

## **INTELLECTUAL PROPERTY**

As of June 30, 2017, we owned 2 trademarks in the PRC. We rely to a significant extent on our brand name, , in marketing our properties but our business is otherwise not materially dependent on any intellectual property rights. We believe that we did not suffer from any infringement of our intellectual property rights by any third parties or violate any intellectual property rights of third parties in 2014, 2015 and 2016 and the six months ended June 30, 2017.

## **INSURANCE**

According to applicable PRC laws and regulations, property developers are not required to maintain insurance coverage in respect of their property development operations. We typically require the construction contractors of our property development projects to purchase construction-in-progress insurance for our projects under development. We have not maintained insurance in respect of litigation risks, business termination risks, product liability or important personnel of our Group, as such is not required under the applicable PRC laws and regulations. There is a risk that we may incur uninsured losses, damage or liabilities. See “Risk Factors—Risks Relating to Our Business—We may not have adequate insurance coverage to cover our potential liability or losses, and as a result our business, results of operations and financial condition may be materially and adversely affected.”

## **HEALTH, WORK SAFETY, SOCIAL AND ENVIRONMENTAL MATTERS**

### **Environmental Matters**

We are subject to a number of environmental and safety laws and regulations in the PRC including the PRC Environmental Protection Law (《中華人民共和國環境保護法》), the PRC Prevention and Control of Noise Pollution Law (《中華人民共和國環境噪聲污染防治法》), the PRC Environmental Impact Assessment Law (《中華人民共和國環境影響評價法》) and the Administrative Regulations on Environmental Protection for Development Projects (《建設項目環境保護管理條例》). See “Regulations—Development of Real Estate Projects—Environmental Protection” for details of these laws and regulations. Pursuant to these laws and regulations, we have engaged independent third-party environmental consultants to conduct environmental impact assessments at all of our construction projects, and such environmental impact assessments were submitted to relevant governmental authorities for approval before commencement of development. Upon completion of construction works, we are required to be examined by a third party designated by the relevant governmental authorities and are subject to governmental authorities’ acceptance. Only property development projects which have passed such examination and acceptance can be delivered.

Under our typical construction contracts, we require our contractors to strictly comply with relevant environmental and safety laws and regulations. We inspect the construction sites regularly and require our contractors to immediately rectify any default or non-compliance identified.

As of June 30, 2017, we had not encountered any material issues in passing inspections conducted by the relevant environmental authorities upon completion of our property development projects. As of the date of this offering memorandum, we have obtained all required approvals in relation to the environmental impact reports, where applicable, for our projects under development.

## Social, Health and Work Safety

In respect of social responsibilities, in particular health, work safety and social insurance, we have entered into employment contracts with our employees in accordance with the applicable PRC laws and regulations.

We maintain social welfare insurance for our full-time employees in the PRC, including pension insurance, medical insurance, personal injury insurance, unemployment insurance and maternity insurance, in accordance with relevant PRC laws and regulations.

Our employee's administrative measures (員工管理辦法) contain policies and procedures regarding work safety and occupational health issues. We provide our employees with annual medical checks and safety training, and our construction sites are equipped with safety equipments including gloves, boots and hats. Our chairman's office is responsible for recording and handling work accidents as well as maintaining health and work safety compliance records.

In 2014, 2015, 2016 and the six months ended June 30, 2017, we did not encounter any material safety accident, there were no claims for personal or property damages and no compensation was paid to employees in respect of claims for personal or property damages related to safety accidents.

## EMPLOYEES

As of November 24, 2017, we had a total of 2,040 employees. Substantially all of our employees are located in the PRC. A breakdown of our employees by function as of November 24, 2017 is set forth below:

<b><u>Function</u></b>	<b><u>Number of employees</u></b>
Management .....	128
Finance .....	160
Administration .....	192
Sales and Customer Service .....	679
Construction Management/Quality Control .....	355
Design .....	154
Cost and Procurement .....	172
Investment .....	133
Others .....	67
<b>Total</b> .....	<b>2,040</b>

We believe that the successful implementation of our growth and business strategies rests on a team of experienced, motivated and well-trained managers and employees at all levels. We recruit employees from well-known universities in the PRC. As of June 30, 2017, approximately 100% of our employees had a master's degree, a bachelor's degree or an associate degree. We have implemented systematic, specialty-focused vocational training programs for our employees at different levels on a regular basis to meet different requirements and emphasize individual initiative and responsibility. We believe that these initiatives have contributed to increased employee productivity.

The remuneration package of our employees includes salary, bonus and other cash subsidies. In general, we determine employee salaries based on each employee's qualification, position and seniority. We have designed an annual review system to assess the performance of our employees, which forms the basis of our determination on salary raises, bonuses and promotions. We are subject to social insurance contribution plans organized by the PRC local governments. In accordance with the relevant national and local labor and social welfare laws and

regulations, we are required to pay on behalf of our employees a monthly social insurance premium covering pension insurance, medical insurance, unemployment insurance and housing reserve fund. We believe the salaries and benefits that our employees receive are competitive in comparison with market rates.

Our employees do not negotiate their terms of employment through any labor union or by way of collective bargaining agreements. We believe our relationship with our employees is good. We have not experienced significant labor disputes which adversely affected or are likely to have an adverse effect on our business operations.

## **LEGAL PROCEEDINGS**

As of the date of this offering memorandum, we are not aware of any material legal proceedings, claims or disputes currently existing or pending against us. However, we cannot assure you that material legal proceedings, claims or disputes will not arise in the future. See “Risk Factors— Risks Relating to Our Business—We may be involved in legal and other proceedings arising out of our operations from time to time and may face significant liabilities as a result.”

## REGULATIONS

### ESTABLISHMENT OF A REAL ESTATE DEVELOPER

#### General Regulations

The laws and regulations that permit the existence and investment in real estate development in China are the basis for our establishment and continued expansion in China.

According to the Law on Administration of Urban Real Estate of the PRC (《中華人民共和國城市房地產管理法》, the “Urban Real Estate Law”) promulgated by the Standing Committee of NPC on July 5, 1994, becoming effective in January 1995, and amended in August 2007 and August 2009 respectively, real estate development refers to the act of constructing infrastructure and buildings on state-owned land, the land use rights of which have been legally acquired; and a real estate developer is defined as an enterprise which engages in the development and operation of real estate for the purpose of making profits. Under the Administrative Regulations on Urban Real Estate Development and Operation (《城市房地產開發經營管理條例》, the “Development and Operation Regulations”) promulgated by the State Council on July 20, 1998 and revised on January 8, 2011, an enterprise which is to engage in the development of real estate shall satisfy the following requirements:

- its registered capital shall be RMB1 million or more; and
- it shall have four or more full-time professional real estate/construction technicians and two or more full-time accountants, each of whom shall hold the relevant qualification certificate.

According to the Development and Operation Regulations, the People’s Government of a province, autonomous region or municipality directly under the Central Government may, based on local circumstances, impose more stringent requirements than the preceding clauses over the registered capital and professional technicians of a real estate developer.

According to the Development and Operation Regulations, to establish a real estate developer, an application for registration shall be submitted to the administration for industry and commerce. The real estate developer shall also file its establishment with the competent authority of real estate development in the location of its registration within 30 days upon obtaining its business license. Establishment of a foreign-invested enterprise engaging in real estate development and sale shall also go through the relevant review and approval procedures in accordance with the PRC laws and regulations on foreign-invested enterprises.

The minimum proportion of capital fund in real estate development projects (excluding affordable housing projects) was raised to 35% or more under the Circular on Adjusting the Proportion of Capital Fund in Fixed Asset Investment Projects of Certain Industries (《關於調整部分行業固定資產投資項目資本金比例的通知》) issued by the State Council on April 26, 2004. In May 2009, the State Council issued the Circular on Adjusting the Proportion of Capital Fund in Fixed Asset Investment Projects (《關於調整固定資產投資項目資本金比例的通知》) to reduce such proportion to 20% for ordinary commodity housing projects (普通商品住房項目) and indemnificatory housing projects (保障性住房項目) and 30% for other real estate development projects.

On November 27, 2016, NDRC promulgated the Measures for Energy Conservation Review of Fixed Asset Investment Projects (《固定資產投資項目節能審查辦法》), becoming effective on January 1, 2017, which provides that in the case of an enterprise investment project, the construction unit shall obtain the energy conservation review opinions issued by the relevant energy conservation examination authority before starting the construction of the project. Where a project fails to go through the energy conservation examination formalities, or a project fails to pass the energy conservation examination, the construction unit shall not start the construction thereof; or the project may not go into production or be used for other purposes when the construction thereof is completed.

According to the Administrative Measures for Approval and Record-filing of Foreign Investment Projects and the Notice of the State Council on Promulgating the Catalog of Investment Projects Approved by the

Government (2016 Version) (“Catalog”) (《國務院關於發佈政府核准的投資項目目錄(2016年本)的通知》), which was promulgated and became effective on December 12, 2016, two management methods are provided for the management of foreign investment projects, namely, approval and record-filing; the investment projects specified in the Catalog shall be approved by the NDRC or other competent authorities; the investment projects other than those specified in the Catalog shall be filed with the competent investment department of the local governments.

On March 8, 2017, NDRC promulgated the Measures for the Administration of Enterprise Investment Projects by Verification and Approval and by Record-filing (《企業投資專案核准和備案管理辦法》), becoming effective on April 8, 2017, which stipulates that the projects shall be subject to administration by verification and approval or administration by record-filing respectively based on their different circumstances. The projects that have a bearing on national security, or involve the layout of China’s major forces of production, strategic resources development, material public interests, etc. shall be subject to administration by verification and approval. Other Projects shall be subject to administration by record-filing. Project verification and approval organs and Project record-filing organs shall follow the principle of providing efficient services and convenience for the people, raise operational efficiency and provide quality services.

On May 25, 2017, NDRC promulgated the Interim Measures for the Administration of the Operation of National Investment Project Online Approval and Regulation Platforms (《全國投資專案線上審批監管平台運行管理暫行辦法》), becoming effective on June 25, 2017, which provides an online platforms, which shall apply to the approval, regulation and services throughout the whole process of the construction and implementation of various projects, including administrative licensing, internal government approval, recordation, evaluation and review, technical examination, project implementation monitoring, and policies and regulations and planning consulting services, among others. Confidential projects and information shall not be handled and delivered through online platforms.

### **Foreign-Invested Real Estate Developers**

Under the Catalogue of Industries for Guiding Foreign Investment (2015 revised version) (《外商投資產業指導目錄 (2015年修訂)》) promulgated by MOFCOM and NDRC on March 10, 2015 and becoming effective on April 10, 2015,

- the construction of golf courses and villas falls within the category of industries in which foreign investment is prohibited;
- the construction of large theme parks falls within the category of industries in which foreign investment is restricted; and
- other real estate development falls within the category of industries in which foreign investment is permitted.

On June 28, 2017, NDRC and MOFCOM jointly promulgated the Catalogue of Industries for Guiding Foreign Investment (2017 revised version) (《外商投資產業指導目錄 (2017年修訂)》) (“2017 Catalogue”), and becoming effective from July 28, 2017, which replaced the Catalogue of Industries for Guiding Foreign Investment (2015 revised version) (《外商投資產業指導目錄 (2015年修訂)》). The prohibition on the construction of golf courses and villas and restriction on the construction of large theme parks is removed from the 2017 Catalogue.

Subject to approval by the relevant foreign investment administration authorities, a foreign investor intending to engage in the development and operation of real estates shall establish an equity joint venture, a cooperative joint venture or a wholly owned foreign enterprise in accordance with the PRC laws and administrative regulations on foreign-invested enterprises.

On April 6, 2010, the State Council issued the Opinions on Further Enhancing the Utilization of Foreign Capital (《關於進一步做好利用外資工作的若干意見》), which provides that projects with a total investment

amount (including increase in capital) of less than US\$300 million within the category of industries in which foreign investment is encouraged or permitted as listed in the Catalogue of Industries for Guiding Foreign Investment (《外商投資產業指導目錄》) shall, other than those that are subject to the approval of relevant departments of the State Council under the requirements of the Catalogue of Investment Projects Approved by the Government (《政府核准的投資項目目錄》), be subject to the approval of relevant departments of local governments.

On May 4, 2010, NDRC issued the Circular on Properly Delegating the Authority to Approve Foreign-invested Projects (《關於做好外商投資項目下放核准權限工作的通知》). Under the circular, projects with a total investment amount (including increase in capital) of less than US\$300 million within the category of industries in which foreign investment is encouraged or permitted as listed in the Catalogue of Industries for Guiding Foreign Investment and originally subject to the approval of NDRC shall, other than those that are subject to the approval of relevant departments of the State Council under the requirements of the Catalogue of Investment Projects Approved by the Government, be subject to the approval of the development and reform commissions at the provincial level. In particular, the authority to approve projects within the category of industries under restriction as set out in the Catalogue of Industries for Guiding Foreign Investment is not to be delegated for the time being.

On June 10, 2010, MOFCOM released the Circular on Issues Concerning Delegating the Review and Approval Authority for Foreign Investment (《關於下放外商投資審批權限有關問題的通知》). Under the circular, local competent authorities of commerce shall be responsible for the approval and management of the establishment and alteration of foreign-invested enterprises within the encouraged and permitted categories under the Catalogue of Industries for Guiding Foreign Investment with a total investment amount of US\$300 million or less and within the restricted category under the Catalogue of Industries for Guiding Foreign Investment with a total investment amount of US\$50 million or less; the local approval authorities shall be responsible for the approval and management of single increase of capital with an amount less than the above.

On July 11, 2006, Ministry of Construction, MOFCOM, NDRC, PBOC, SAIC and SAFE jointly promulgated the Opinions on Regulating the Entry and Administration of Foreign Capital in the Real Estate Market (《關於規範房地產市場外資准入和管理的意見》). According to the opinions, a foreign investor shall meet the following requirements in order to invest in the real estate market in China:

- A foreign entity or individual purchasing non-self-occupied properties in China shall, subject to the principle of commercial existence, apply for the establishment of a foreign-invested enterprise pursuant to the regulations on foreign investment in real estate, and may only conduct relevant operations within the approved business scope after obtaining approval from the relevant government authorities and completing the relevant registrations.
- If the total investment amount of a foreign-invested real estate developer exceeds or equals to US\$10 million, the registered capital shall not be less than 50% of the total investment amount. If the total investment amount is less than US\$10 million, the prevailing regulations on the registered capital shall apply.
- The establishment of a real estate enterprise shall be legally approved by the competent administration of commerce and the administration for industry and commerce, which will conduct the registration procedures and issue the Foreign-Invested Enterprise Approval Certificate and business license for a term of one year. After fully settling the land premium, the enterprise may apply for the certificate of state-owned land use right from the administration of land with the above certificates. With the certificate of state-owned land use right, the enterprise may apply for the formal Foreign-Invested Enterprise Approval Certificate from the competent administration of commerce, and then apply for a business license with an operation term in line with that of the Foreign-Invested Enterprise Approval Certificate from the administration for industry and commerce, and apply for tax registration with the tax authorities.
- Transfer of projects of or equities in a foreign-invested real estate developer and the merger and acquisition of a domestic real estate developer by a foreign investor shall be approved by the competent



administration of commerce in strict compliance with the relevant laws, regulations and policies. The investor shall submit: (a) a letter of guarantee pledging to comply with the state-owned land use right grant contract, the construction land planning permit and the construction project planning permit, etc.; (b) the certificate of state-owned land use right; (c) the proof of change of registration issued by the relevant competent construction and real estate administrations; and (d) the proof of tax payment issued by the relevant tax authorities.

- A foreign investor merging and acquiring a domestic real estate enterprise by way of equity transfer or other means, or acquiring a domestic investor's equity interests in joint ventures, shall make proper arrangements for the real estate enterprise's employees and bank loans, and pay all transfer fee in a lump sum with its own capital. Foreign investors with unfavorable records are prohibited from carrying out such activities in China.

On August 14, 2006, MOFCOM issued the Circular Concerning the Implementation of the Opinions on Regulating the Entry and Administration of Foreign Capital in the Real Estate Market (《關於貫徹落實〈關於規範房地產市場外資准入和管理的意見〉有關問題的通知》). The circular requires that the registered capital of a foreign-invested real estate enterprise ("FIREE") shall be not less than 50% of its total investment if its total investment exceeds US\$3 million and not less than 70% of its total investment if its total investment is US\$3 million or less. A foreign investor merging and acquiring a domestic real estate enterprise by way of equity transfer or other means shall make proper arrangements for the real estate enterprise's employees and bank loans, and pay all transfer fee in a lump sum with its own capital within 3 months after the date of issuance of business license for the foreign-invested enterprise.

On May 23, 2007, MOFCOM and SAFE jointly issued the Circular on Further Strengthening and Regulating the Approval and Supervision of Foreign Direct Investments in the Real Estate Industry (《關於進一步加強、規範外商直接投資房地產審批和監管的通知》, the "No. 50 Circular"), and on October 28, 2015, MOFCOM issued the Decision of Revising Certain Regulations and Normative Documents (《關於修改部分規章和規範性檔的決定》, the "Announcement 2015 No. 2"). According to the circular and the Announcement 2015 No. 2,

- The local competent authorities of commerce shall reinforce the approval and supervision of FIREEs, and strictly control foreign investors from investing in high-class real estate development projects.
- Foreign investors applying for the establishment of real estate enterprises shall first obtain land use rights and real estate or building ownership, or have entered into pre-contract purchase agreements with the relevant administrations of land, land developers or the owners of the real estate or building, otherwise the establishment will not be approved by approval authorities.
- Existing foreign-invested enterprises which intend to expand into real estate development or operation and existing FIREEs which intend to engage in the development and operation of new real estate projects shall go through the relevant procedures with approval authorities.
- The merger and acquisition of domestic real estate enterprises by means of round trip investment (including those with the same de facto controller) is strictly controlled. Foreign investors shall not avoid the examination and approval of foreign investment in real estates by changing the de facto controllers of domestic real estate enterprises.
- The Chinese or foreign investors in FIREEs are prohibited from reaching any term on fixed return or disguised fixed return in any form.
- A local approval authority shall promptly file with MOFCOM after approving the establishment of a foreign-invested real estate company. Local administrations of foreign exchange and designated foreign exchange banks shall not go through formalities for foreign exchange settlement and sale under capital accounts of the FIREEs which fail to file with MOFCOM.

The General Affairs Department of SAFE issued the Circular Concerning the Distribution of the List of the First Foreign-Invested Real Estate Projects Having Passed the Filing Procedures of the Ministry of Commerce



(《關於下發第一批通過商務部備案的外商投資房地產項目名單的通知》, “No. 130 Circular”) on July 10, 2007 to further restrict foreign investment in the real estate sector in China. According to the No. 130 Circular,

- SAFE or its branches shall not go through the formalities of foreign exchange registration (or alteration) or settlement and sale under the capital accounts for FIREEs (including new establishment and increase in capital) which were granted approval certificates by the competent authority of commerce but have not filed with MOFCOM on or after June 1, 2007; and
- SAFE or its branches shall not approve the foreign debt registration or settlement for FIREEs which were granted approval certificates by the competent authority of commerce and have filed to MOFCOM for record on or after June 1, 2007.

Although this notice has been repealed in May 2013, the restrictions and requirements remain in effect.

On June 18, 2008, MOFCOM issued the Circular on Properly Handling the Filing of Foreign Investment in the Real Estate Sector (《關於做好外商投資房地產業備案工作的通知》, “No. 23 Circular”), which has become effective on July 1, 2008. According to the No. 23 Circular:

- MOFCOM entrusts provincial competent authorities of commerce to verify the filing materials of FIREEs;
- the establishment (including increase in capital) of a FIREE shall comply with the project company principle, and the business of the FIREE is limited to a single approved real estate project only.

On November 22, 2010, MOFCOM promulgated the Circular on Strengthening Administration of the Approval and Filing of Foreign Investment in the Real Estate Sector (《關於加強外商投資房地產業審批備案管理的通知》), which provides that a real estate enterprise established in China with foreign capital is prohibited from arbitraging by purchasing and selling domestic properties which have been completed or which are under construction; local competent authorities of commerce shall not approve investment companies engaging in real estate development and operation, and shall strictly control the establishment of real estate enterprises in China by way of round-trip investment.

On June 24, 2014, MOFCOM and SAFE jointly promulgated the Circular on Improving the Filing Procedure of Foreign Investment in the Real Estate Sector (《關於改進外商投資房地產備案工作的通知》, “No. 340 Circular”), which became effective on August 1, 2014. According to the No. 340 Circular, the filing procedure of foreign investment in the real estate sector has been simplified. According to the No. 340 Circular, the provincial MOFCOM branch and other relevant authorities shall jointly verify the paper documents provided by FIREEs and the digital data in the filing system in accordance with relevant laws and regulations, and then MOFCOM shall make random inspections weekly after aforementioned verifications.

On March 30, 2015, SAFE promulgated the Notice on Reforming the Administrative Approach Regarding the Settlement of Foreign Exchange Capital of Foreign-Invested Enterprises (《關於改革外商投資企業外匯資本金結匯管理方式的通知》, the “SAFE Notice 19”), which takes effect on June 1, 2015. The notice provides that foreign-invested enterprises shall be allowed to settle their foreign exchange capitals on a discretionary basis. For the time being, foreign-invested enterprises are allowed to settle 100% of their foreign exchange capitals on a discretionary basis. RMB funds derived from foreign exchange capital settlement of a foreign-invested enterprise shall be used within the business scope approved by the governmental authority and foreign-invested enterprises other than FIREEs shall not purchase non-self-occupied domestic properties with RMB funds derived from foreign exchange capital settlement. Except for the transfer of equity investment payments in their original currencies, a foreign-invested enterprise whose main business is investment is allowed to directly settle its foreign exchange capital or transfer the RMB funds under its account for foreign exchange settlement pending payment to the account of an invested enterprise according to the actual amount of investment, provided that the relevant domestic investment project is real and compliant.

On August 19, 2015, MOHURD, MOFCOM, NDRC, PBOC, SAIC and SAFE jointly promulgated the Circular on Amending the Policies Concerning Access by and Administration of Foreign Investment in the Real Estate Market (《關於調整房地產市場外資准入和管理有關政策的通知》), which amended certain policies on foreign investment real estate enterprises and property purchase by overseas organizations and individuals as stated in the Opinions on Regulating the Entry and Administration of Foreign Capital in the Real Estate Market. For example, branches and representative offices established by overseas organizations in China (except for enterprises engaging in real estate business operation upon approval) and foreign individuals studying or working in China are allowed to purchase property for self-use or self-occupation according to their actual needs; and the requirement on full payment of registered capital of the foreign investment real estate enterprises before applying for domestic or foreign loans or foreign exchange loan settlement is lifted.

On June 9, 2016, SAFE promulgated the Notice of the State Administration of Foreign Exchange on Reforming and Standardizing the Administrative Provisions on Capital Account Foreign Exchange Settlement (《國家外匯管理局關於改革和規範資本專案結匯管理政策的通知》, the “SAFE Notice 16”), which became effective on June 9, 2015. The SAFE Notice 16 provides that domestic enterprises (including Chinese-funded enterprises and foreign-invested enterprises but excluding financial institutions) may all settle their external debts in foreign currencies on a discretionary basis. Domestic enterprises are currently permitted to settle 100% of their foreign exchange earnings under capital account on a discretionary basis. The SAFE may adjust the foregoing percentage as appropriate according to balance of payments situations. A domestic institution may use its foreign exchange earnings under capital account and the RMB funds obtained from the settlement thereof for current account expenditure within the scope of its business, as well as for capital account expenditure permitted by laws and regulations. Domestic enterprises other than FIREEs shall not construct or purchase non-self-occupied domestic properties with RMB funds derived from settlement.

On October 8, 2016, MOFCOM promulgated the Interim Measures for Record-filing Administration of the Establishment and Change of Foreign-invested Enterprises (《外商投資企業設立及變更備案管理暫行辦法》, the “MOFCOM order 2016 No. 3”), which became effective on the same date. The MOFCOM order 2016 No. 3 provides that as long as the special market entry management measures prescribed by the State are not involved, the establishment and changes of foreign-invested enterprises can be achieved by record-filing. The MOFCOM order 2016 No. 3 provides procedures of record-filing. The MOFCOM order 2016 No. 3 was revised on July 30, 2017, which provides that a non-foreign-invested enterprise is changed into a foreign-invested enterprise through merger and acquisition, combination by absorption or any other method and a foreign investor makes strategic investment in a non-foreign-invested listed company may fall within the record-filing scope.

## **QUALIFICATIONS OF A REAL ESTATE DEVELOPMENT ENTERPRISE**

Under the Regulations on Administration of Development of Urban Real Estate (《城市房地產開發經營管理條例》) promulgated by the State Council on July 20, 1998 and revised on January 8, 2011, the real estate development authorities shall examine applications for registration of qualifications of a real estate developer when it reports its establishment, by considering its assets, professional personnel and business results. A real estate developer shall only undertake real estate development projects in compliance with the approved qualification registration.

Under the Provisions on Administration of Qualification of Real Estate Developers (《房地產開發企業資質管理規定》), or the Provisions on Administration of Qualifications, promulgated by Ministry of Construction and implemented on March 29, 2000 and revised on May 4, 2015, a real estate development enterprise must apply for registration of its qualification according to the Provisions on Administration of Qualifications. An enterprise may not engage in the development and sale of properties without a qualification classification certificate for real estate development. Ministry of Construction oversees the qualifications of real estate developers with national operations, and local Ministry of Construction authorities at or above the county level oversee the qualifications of local real estate developers.

In accordance with the Provisions on Administration of Qualifications, the qualification of a real estate development enterprise is classified into four classes: class 1, class 2, class 3 and class 4. Different classes of qualifications should be examined and approved by corresponding authorities.

- Class 1 qualifications are subject to preliminary examination by Ministry of Construction authorities at the provincial level and the final approval of Ministry of Construction. A class 1 real estate developer is not restricted as to the scale of its real estate projects and may undertake a real estate development anywhere in the country.
- Class 2 or lower qualifications are regulated by Ministry of Construction authorities at the provincial level subject to delegation to lower level government agencies. A real estate developer of class 2 or lower may undertake a project with a total GFA of less than 250,000 sq.m. subject to confirmation by Ministry of Construction authorities at the provincial level.

Under the relevant PRC laws and regulation, the real estate development authorities will examine applications for registration of qualifications submitted by real estate developers by considering the professional personnel in their employment, financial condition and operating results. A real estate developer that passes the qualification examination will be issued a qualification certificate of the relevant class by the qualification examination authority. A developer within any specific qualification classification may only engage in the development and sale of real estate within its approved scope of business and may not engage in business which is limited to another classification.

For a newly established real estate developer, the competent authorities will issue a provisional qualification certificate, if it is an eligible developer, within 30 days of receipt by the authority of the application. The provisional qualification certificate will be effective for one year since its issuance, and MOHURD authorities may extend the validity to a period of no longer than 2 years considering the actual business situation of the enterprise. The real estate developer should apply for qualification of classification to the relevant authorities within one month before expiration of its provisional qualification certificate.

Pursuant to the Provisions on Administration of Qualifications, the qualification of a real estate developer should be subject to annual inspection. The construction authority under the State Council or its entrusted institution is responsible for carrying out the annual inspection of the qualification of class 1 real estate developers. Procedures for annual inspection of developers of class 2 or lower qualifications shall be formulated by the construction authorities under the people's government of the relevant province, autonomous region or provincial-level municipality.

## **DEVELOPMENT OF REAL ESTATE PROJECTS**

### **Land for Real Estate Development**

Although all land in the PRC is owned by the state or is collectively owned, individuals and entities may obtain land use rights and hold such land use rights for development purposes.

On April 12, 1988, NPC amended the Constitution, permitting the legal transfer of land use right. On December 29, 1988, the Standing Committee of NPC amended the “Land Administration Law of the PRC” (《中華人民共和國土地管理法》), permitting the legal transfer of land use right.

Under the Interim Regulations on Grant and Assignment of the State-owned Urban Land Use Right of the PRC (《中華人民共和國城鎮國有土地使用權出讓和轉讓暫行條例》), the “Interim Regulations on Grant and Assignment”) promulgated by the State Council on May 19, 1990, China adopts a system of granting and assigning state-owned land use right. A land user shall pay a land premium to the State as the consideration for the grant of the land use right by the State for a specified period of time, during which the land user may assign, lease, mortgage or otherwise commercially exploit the land use right. Under the Urban Real Estate Law and the

Interim Regulations on Grant and Assignment, the land administration authorities at city or county level shall enter into a land grant contract with the land user to grant land use right. The land user shall pay the land premium as stipulated by the land grant contract. After paying the land premium in full, the land user may register with the land administration authorities and obtain a land use right certificate evidencing the acquisition of land use right.

The Urban Real Estate Law and the Development and Operation Regulations provide that the land use right of land for real estate development must be obtained through grant, except for land use rights which may be obtained through premium-free allocation pursuant to the provisions of the PRC laws or the administrative regulations of the State Council.

On September 24, 2003, Ministry of Land and Resources promulgated the Circular on Strengthening Land Supply Management and Promoting the Sustainable Sound Development of the Real Estate Market (《關於加強土地供應管理促進房地產市場持續健康發展的通知》), revised on December 3, 2010, which provides that land supply for high-class commodity housing shall be strictly controlled.

On August 31, 2006, the State Council promulgated the Circular on Strengthening Land Control (《關於加強土地調控有關問題的通知》). The circular requires to establish a system for uniformly publicizing the minimum rate standards of industrial land grant to uniformly formulate and publicize the minimum rate standards of industrial land grant in all localities. The minimum rate standards of industrial land grant shall not be less than the sum of the cost of obtaining the land, the preliminary cost of land development and the related expenses collected as required. The industrial land must be transferred by way of tender, auction or listing at a price not less than the minimum rates as publicized.

Under the Rules Regarding the Grant of State-Owned Land Use Right By Way of Tender, Auction and Listing (《招標拍賣掛牌出讓國有土地使用權規定》) which was promulgated by Ministry of Land and Resources on May 9, 2002 and implemented from July 1, 2002, land for operational purposes, such as business, tourism, entertainment and commercial residential housing, shall be granted through tender, auction or listing. On September 28, 2007, Ministry of Land and Resources promulgated the Rules Regarding the Grant of Right to Use State-Owned Construction Land By Way of Tender, Auction and Listing (《招標拍賣掛牌出讓國有建設用地使用權規定》), which were effective from November 1, 2007. The Rules further clarify the procedures for the grant of land use right by way of tender, auction and listing. Moreover, pursuant to the Rules, land for operational purposes such as industry (including warehouse land, but excluding mining land), business, tourism, entertainment and commercial residential housing, and a land parcel with two or more potential users must be granted by way of tender, auction or listing. The grantee of land use right may only have the land registered and obtain the land use right certificate after full settlement of the land premium as specified in the relevant land grant contract. No land use right certificate shall be issued before full settlement of the land premium or in proportion to the land premium paid.

On January 24, 2017, MOHURD promulgated the Measures for the Administration of Bidding for the Design of Construction Projects (《建築工程設計招標投標管理辦法》), becoming effective from May 1, 2017, which applies to the bidding activities for the design of various housing construction projects for which bidding is required. The scope and scale standards of bid invitation for the design of construction projects shall be governed by the relevant provisions of the state. Bid invitation is not required under any of the following circumstances: (i) An irreplaceable patent or proprietary technology is adopted; (ii) There are special requirements for the art of architectural modeling and relevant competent department has granted approval thereto; (iii) The construction entity may legally conduct design on its own; (iv) The reconstruction, expansion or technological transformation of a construction project shall be designed by the original design entity, otherwise, it will affect the supporting functional requirements; (v) Other special circumstances as prescribed by the state. Public bidding or invited bidding shall be legally conducted for a bid invitation for the design of a construction project.

On September 30, 2007, Ministry of Land and Resources issued the Circular on Implementation of the State Council's Certain Opinions on Resolving Housing Difficulties of Urban Low Income Families By Further Strengthening Control of Land Supply (《關於認真貫徹〈國務院關於解決城市低收入家庭住房困難的若干意見〉進一步加強土地供應調控的通知》) to further enhance the control of land supply on September 30, 2007, and revised on December 3, 2010. The circular provides that the annual total supply of the land to be developed for low-rent housing, affordable housing and ordinary commodity housing at low-to-medium price and of small-to-medium size must be not less than 70% of the total supply of land for residential housing; the land and resources authorities shall reasonably control the size of each land parcel, shorten the development cycle of the land (the development and construction period of each land parcel shall be no longer than three years in principle) and increase the total amount of land supply, in order to prevent "land enclosure" in large scale by real estate developers. Real estate enterprises which fail to commence and complete construction according to the terms of the relevant land grant contract and rectify the situation within the specified period are prohibited from purchasing new land by tender, auction or listing.

On January 3, 2008, the State Council issued the Circular on Promoting the Economical and Intensive Use of Land (《關於促進節約集約用地的通知》), which provides that for land currently used for industrial purpose, under the precondition that it accords with the relevant planning and that the use of land is not changed, if the land utilization ratio and the plot ratio are increased, no additional land fee should be collected. For newly added land for industrial purpose, control indicators should be further enhanced and no additional land fee should be collected for any part that the GFA of a plant exceeds the control indicators for the plot ratio of such plant. The land user and land fee for land used for industrial and operational purposes must be determined by way of tender, auction or listing.

On May 11, 2009, Ministry of Land and Resources issued the Circular on Adjusting the Minimum Rate Standards for Industrial Land Grant (《關於調整工業用地出讓最低價標準實施政策的通知》).

According to the Circular, for industrial projects which fall within the category of priority industries of the provinces (districts/cities) with an intensive use of land, the base price for land grant may be determined at a level of not less than 70% of the price standard for the class of land where they locate. The base price for industrial land grant shall not be less than the sum of the cost of obtaining the land, the preliminary cost of land development and the related expenses collected as required.

On August 10, 2009, Ministry of Land and Resources and the Ministry of Supervision of the PRC promulgated the Circular on Further Implementing the Industrial Land Grant System (《關於進一步落實工業用地出讓制度的通知》). The circular provides that the industrial land shall be granted through tender, auction or listing. During the industrial land grant period, the grantee may increase the plot ratio without paying any additional land premium upon approval, provided that such increase conforms with the plan and that the use of land is not changed.

MOF, Ministry of Land and Resources, PBOC, the Ministry of Supervision of the PRC and the National Audit Office of the PRC issued the Circular on Further Tightening Control over Income and Expenses of Land Grant (《關於進一步加強土地出讓收支管理的通知》) on November 18, 2009. According to the circular, the term of payment by installment for land premium as stipulated in the land grant contract shall not exceed one year in principle or, in the case of special projects, the payment shall be fully settled within two years as collectively decided by local land grant coordination and decision-making authorities. The down payment shall not be less than 50% of the land premium.

On March 8, 2010, Ministry of Land and Resources promulgated the Circular Concerning Issues on Strengthening Real Estate Land Supply and Supervision (《關於加強房地產用地供應和監管有關問題的通知》) to strictly regulate the grant of land for commodity housing. According to the circular,

- the supply of land for affordable housing, rebuilt shanty areas and small-to-medium sized self-occupied commodity housing shall not be less than 70% of the total land supply for residential housing



construction. Land supply for large-sized residential housing construction shall be strictly controlled, and land supply for villas shall be suspended.

- the area of a single land parcel granted for commodity housing shall be strictly controlled.
- the minimum price of land grant shall not be less than 70% of the benchmark price of the class where the land parcel being granted is located, and the bidding deposit shall not be less than 20% of the minimum grant price.
- after a land grant deal is closed, a land grant contract shall be signed within 10 working days therefrom. The first installment, which is 50% of the grant price, shall be paid within one month after signing the contract, while the remaining payment shall be made in time in accordance with the contract, which shall not be later than one year.

On September 21, 2010, Ministry of Land and Resources and MOHURD jointly released the Circular on Further Strengthening Administration and Control over Land Utilization and Construction of Real Estate (《關於進一步加強房地產用地和建設管理調控的通知》) to tighten the examination of qualifications of land bidders. The circular specifies that when a bidder takes part in the bidding, auction or listing of the granted land, the competent department of land and resources shall, in addition to requiring effective certificate of identity and payment of the tender (bid) deposit, require an undertaking letter stating that the tender (bid) deposit is not sourced from any bank loan, shareholders' borrowing, on-lending or fund-raising as well as a credit certificate issued by a commercial financial institution. Where a bidder is found to have violated the laws, regulations or contracts as follows, the competent department of land and resources shall forbid the bidder and his controlling shareholders from participating in land bidding activities: (1) committing crimes, such as forgery of instruments with an aim of obtaining the land by deception and illegal re-sale of the land; (2) conducting illegal activities, such as illegal transfer of land use right; (3) leaving the land idle for more than one year for developer's own reasons; (4) where the development and construction enterprise develops and utilizes the land in violation of the conditions stipulated in the grant contract. Besides, the grant of two or more bundled land parcels or uncleared lands is prohibited.

On December 19, 2010, Ministry of Land and Resources issued the Circular on Issues Concerning Strict Implementation of Real Estate Land Control Policies and Promotion of Healthy Development of the Land Market (《關於嚴格落實房地產用地調控政策促進土地市場健康發展有關問題的通知》). According to the circular, where a bidder and his controlling shareholders are found to act in violation of relevant laws, regulations and contracts, such as forging instruments with an aim of obtaining the land by deception, illegally reselling the land, illegally transferring land use right, leaving the land idle for more than one year for developer's own reason and developing and utilizing the land in violation of the conditions stipulated in grant contracts, they shall not pass the bidding qualification examination. Arbitrary adjustment of the plot ratio shall be stopped firmly. Where plot ratio adjustment is approved in line with relevant laws, the competent departments of land and resources at city or county level shall determine the land premium differences to be paid on the basis of the land value in terms of per unit floorage in the land market at the time when the adjustments are approved.

On May 13, 2011, Ministry of Land and Resources issued the Opinions on Maintaining and Improving the System for the Grant of Land by way of Tender, Auction and Listing (《關於堅持和完善土地招標拍賣掛牌出讓制度的意見》). According to the opinions, on the basis of determining the base price of land grant in accordance with the law, factors affecting the development and utilization of land, such as land price and time of payment, development and construction cycle, construction requirements, degree of economical and intensive use of land and performance of previous grant contracts by the enterprises, shall be taken as bid evaluation conditions. On March 16, 2012, Ministry of Land and Resources issued the Opinions on Promoting the System of the Economical and Intensive

On April 1, 2017, the MOHURD and MLR jointly promulgated the Notice on Reinforcing Recent Works of Management and Regulation of Housing and Land Supply (《住房城鄉建設部國土資源部關於加強近期住房及用

地供應管理和調控有關工作的通知》), becoming effective on the same date, which clarifies the positioning that “the house is used to live, not to speculate” and requires, among other things: (i) to categorize 5 types of housing supply situation (significant increase, increase, flat, appropriate decrease, and decrease until suspension) for land regulation. Cities shall adjust housing land use supply with respect to allocation, structure and timing sequence in accordance with the local situations of commercial housing destocking cycle. Those whose destocking cycles are more than 36 months shall suspend land use supply, between 18-36 months shall appropriately reduce supply, between 6-12 months shall increase supply, and fewer than 6 months shall significantly increase supply and supply rate; (ii) local authorities to make and release a 3-year rolling plan and medium-term plan of housing land use supply; and (iii) to establish a land-purchase funding review system to guarantee real estate enterprises bidding land with compliant own funds. Real estate enterprises whose funds are reviewed as incompliant by the land and financial authorities would be disqualified to purchase land for a certain period.

### **Use of Land**

On May 23, 2012, Ministry of Land and Resources and NDRC jointly issued the Catalogue of Restricted Use of Land (2012 Version) (《限制用地項目目錄(2012年本)》) and the Catalogue of Prohibited Use of Land (2012 Version) (《禁止用地項目目錄(2012年本)》). According to the above catalogues, the area of a parcel of land granted for residential project shall be no more than 7 hectares in small cities and designated towns, 14 hectares in medium cities or 20 hectares in large cities; the plot ratio shall not be lower than 1.0 (1.0 included); real estate development projects for villas and golf courses shall fall into the category of prohibited use of land.

In accordance with the Regulations for the Expropriation of and Compensation for Housing on State-Owned Land (《國有土地上房屋徵收與補償條例》) promulgated by the State Council and implemented in January 2011, with regard to the expropriation of the housing of entities and individuals on the State-owned land, the owners of the housing being expropriated shall be offered a fair compensation for the need of public interest.

Compensation offered by governments at municipal and county levels that make housing expropriation decision to parties with housing being expropriated includes: (i) compensation for the value of the housing being expropriated; (ii) compensation for relocation and temporary settlement caused by expropriation of housing; and (iii) compensation for the loss arising from the suspension of production and operation caused by expropriation of housing.

The amount of compensation for value of housing being expropriated shall not be less than market price of the real estate similar to it on the announcement date of the housing expropriation decision. The value of housing being expropriated shall be appraised and determined by a real estate price appraisal institution with corresponding qualification according to the housing expropriation appraisal measures. A party that objects to the value of the housing being expropriated appraised and determined may apply to the real estate price appraisal institution for review of the appraisal. A party that objects to the review result may apply to the real estate price appraisal expert committee for verification.

The parties with housing being expropriated may choose monetary compensation, or may choose to exchange the property right of housing. If the parties with housing being expropriated choose to exchange the property right of housing, governments at municipal and county levels shall provide housing used for the exchange of property right, and calculate and settle the difference between the value of housing being expropriated and the value of housing used for the exchange of property right. If residential housing of an individual is expropriated due to renovation of old urban district and individual chooses to exchange for the property right of housing in the area being renovated, governments at municipal and county levels that make the housing expropriation decision shall provide the housing in the area being renovated or the nearby area.

### **Commencement of Development of a Real Estate Project**

In accordance with the Measures for Administration of Examination and Approval of Construction Land (《建設用地審查報批管理辦法》) promulgated by Ministry of Land and Resources on March 2, 1999 and



amended in November 2010 and on November 25, 2016, and becoming effect from January 1, 2017, and the Measures for Administration of Preliminary Examination of Construction Project land (《建設項目用地預審管理辦法》) promulgated by Ministry of Land and Resources on July 25, 2001, and amended on November 1, 2004 and November 29, 2008 and on November 25, 2016, and becoming effect from January 1, 2017, the constructor or developer must make a preliminary application for the construction land to the relevant competent land administration authorities. After receiving the preliminary application, the competent land administration authorities shall carry out preliminary examination on matters related to the construction project in compliance with the overall land utilization plans and national land supply policy. The competent land administration authorities at city or county level will sign a land grant contract with the land user and issue an Approval Certificate for Construction Land to the constructor or developer.

On March 14, 2017, MOHURD promulgated the Measures for Urban Design Administration (《城市設計管理辦法》), becoming effective from June 1, 2017, which provides that the state-owned land use right provided by way of transfer and the large-scale public building projects in the planned town area of the town where the city and county governments are located shall incorporate the urban design requirements into the planning conditions.

### **Idle Land**

According to the Urban Real Estate Law, those who obtain land use right for real estate development by grant must develop the land according to the purposes and within the development time frame as agreed under the land use right grant contract. Those who fail to commence development of the land within one year from the construction commencement date stipulated in the land grant contract may be charged an idle land fee of up to 20% of the land premium, and those who fail to commence development within two years may be deprived of land use right without compensation, except where the delay in commencement is due to force majeure, actions of governments or relevant government departments, or preliminary work necessary for the commencement of development.

According to the Regulations on the Disposal of Idle Land (《閒置土地處置辦法》) promulgated by Ministry of Land and Resources on April 26, 1999, amended on June 1, 2012 and taking effect from July 1, 2012, land with the following conditions is considered to be idle:

- the holder of the state-owned construction land use right fails to commence developing the state-owned construction land within one year after the construction commencement date as agreed or stated in the contract of compensated use of state-owned construction land or the land allocation decision;
- the area of the construction land developed upon commencement of development is less than 1/3 of the planned total area for development and construction, and the development and construction of the state-owned construction land has been suspended for more than one year;
- the amount invested in the land is less than 25% of the total investment, and the development and construction of the state-owned construction land has been suspended for more than one year; or
- fails to commence development and construction within one year from the date of actual delivery of land, if the construction commencement date is not agreed or stated or not clearly agreed or stated.

According to the above regulations, for idle land where construction and development has not commenced for one year, the competent department of land and resources at city or county level shall charge idle land fee at 20% of the cost of land grant or allocation. In the event that the construction and development has not commenced for two years, the competent department of land and resources at city or county level shall, upon the approval of the People's Government with approval authorities, issue the Decision on Recovering the Right to Use State-owned Construction Land to a holder of state-owned construction land use right, and recover the right to use the state-owned construction land without compensation. The above regulations also list the situations where the idleness of land is due to the reasons attributable to the governments as well as the ways of handling idle land under such situations.

## **Planning of a Real Estate Project**

Under the Measure for Planning and Administration of Grant and Assignment of Right to Use Urban State-owned Land (《城市國有土地使用權出讓轉讓規劃管理辦法》) promulgated by Ministry of Construction on December 4, 1992, becoming effective from January 1, 1993 and revised on January 26, 2011, the grantee under a land grant contract, i.e. a real estate developer, shall apply for a construction land planning permit from the relevant competent authorities of urban planning and administration. The enterprise may apply for the certificate of land use right only after obtaining such permit.

Under the Law on Urban and Rural Planning of the PRC (《中華人民共和國城鄉規劃法》) promulgated by the Standing Committee of NPC on October 28, 2007, effective from January 1, 2008 and revised on April 24, 2015, a real estate developer shall apply for the construction work planning permit from the competent authorities of urban and rural planning under the People's Government at city or county level for project construction.

## **Construction of a Real Estate Project**

According to the Measures for Administration of Construction Permit for Construction Projects (《建築工程施工許可管理辦法》) promulgated by MOHURD on June 25, 2014, becoming effective from October 25, 2014, a developer engaging in the construction and decoration of various kinds of houses and buildings as well as the ancillary facilities shall apply for a construction permit from the competent construction administration authorities at county level or above where the construction is located before the commencement of the construction.

In accordance with the Circular on Strengthening and Standardizing the Administration of Newly-commenced Projects (《關於加強和規範新開工項目管理的通知》) promulgated by the General Office of the State Council on November 17, 2007, construction projects shall meet certain conditions before commencement, including complying with the national industrial policies, development and construction plans, land supply policies and market access criteria; completing the approval, ratification or filing procedures; complying with the urban and rural planning; obtaining the approval of the use of land; completing the approval of the environmental impact assessment; completing the energy-saving appraisal and examination for fixed asset investment projects; and acquiring the construction permit.

## **Completion of a Real Estate Project**

According to the Development and Operation Regulations, the Provisions on Acceptance Inspection Upon Completion of House Construction and Municipal Infrastructure Projects (《房屋建築和市政基礎設施工程竣工驗收規定》) promulgated by MOHURD on December 2, 2013 and the Administrative Measures on the Filing of Acceptance Inspection upon Completion of House Construction and Municipal Infrastructure Projects (《房屋建築和市政基礎設施工程竣工驗收備案管理辦法》) promulgated by Ministry of Construction on April 4, 2000 and revised by MOHURD on October 19, 2009, after the completion of real estate projects, the real estate developer must organize an acceptance inspection and, after passing the inspection, file with the relevant governmental authorities on such completion of acceptance inspection. A real estate development project shall not be delivered for use until and unless it has carried out and passed the acceptance inspection. Where a real estate project is developed in phases, acceptance inspection may be carried out by phase.

## **Construction Safety**

Under relevant laws and regulations such as the Laws of Safe Production of the PRC (《中華人民共和國安全生產法》), promulgated by the Standing Committee of NPC in June 2002 and revised in August 2009 and August 2014, the property development enterprise should apply to the supervisory department on safety for the registration of supervision for work safety in construction before the commencement of construction.

Constructions without such registration will not be granted a construction work commencement permit by the supervisory body. Contractors for the construction should establish the objectives and measures for work safety and improve the working environment and conditions of workers in a planned and systematic way. A work safety protection scheme should also be set up to carry out the work safety job responsibility system. At the same time, contractors should adopt corresponding site work safety protective measures according to the work protection requirements in different construction stages and such measures shall comply with the labor safety and hygiene standards of the State.

Under the Construction Law of the PRC (《中華人民共和國建築法》) promulgated and revised by the Standing Committee of NPC in November 1997 and April 2011, respectively, general construction contractor shall take overall responsibility for the safety in the construction site. Each subcontractor is required to comply with the protective measures adopted by general contractor and to purchase insurance policies covering accident injury for its employees on site.

### **Civil Air Defense Property**

Pursuant to the Law on National Defense of the PRC (《中華人民共和國國防法》) promulgated by NPC on March 14, 1997, as amended on August 27, 2009, national defense assets are owned by the state. Pursuant to the Law on Civil Air Defense of the PRC (《中華人民共和國人民防空法》), or the Civil Air Defense Law, promulgated by NPC on October 29, 1996, as amended on August 27, 2009, civil air defense is an integral part of national defense. The Civil Air Defense Law encourages the public to invest in the construction of civil air defense properties and investors in civil air defense properties are permitted to use (including lease) and manage civil air defense properties in time of peace and profit therefrom. However, such use may not impair their functions as civil air defense properties. The design, construction and quality of civil air defense properties must conform to the protection and quality standards established by the state. On November 1, 2001, the National Civil Air Defense Office issued the Administrative Measures for Developing and Using the Civil Air Defense Property at Ordinary Times (《人民防空工程平時開發利用管理辦法》) and the Administrative Measures for Maintaining the Civil Air Defense Property (《人民防空工程維護管理辦法》), which specify how to use, manage and maintain civil air defense properties.

### **Insurance of a Property Project**

There are no mandatory provisions in PRC laws, regulations and government rules which require a property development enterprise to take out insurance policies for its property projects. However, PRC commercial banks may require the property development enterprise to purchase insurance as a condition for the commercial bank intends to grant a development loan to the property development enterprise.

### **Environmental Protection**

The laws and regulations governing the environmental protection for real estate developments in China include the Environmental Protection Law of the PRC (《中華人民共和國環境保護法》), the Prevention and Control of Noise Pollution Law of the PRC (《中華人民共和國環境噪聲污染防治法》), the Environmental Impact Assessment Law of the PRC (《中華人民共和國環境影響評價法》) and the Administrative Regulations on Environmental Protection for Development Projects (《建設項目環境保護管理條例》). Pursuant to these laws and regulations, depending on the impact of the project on the environment, an environmental impact report, an environmental impact analysis table or an environmental impact registration form must be submitted by a developer and approved by the relevant environmental regulatory authority, before the relevant authority will grant an approval for the commencement of construction of the real estate development. In addition, upon completion of the real estate development, the relevant environmental regulatory authority will also inspect the property project to ensure compliance with the applicable environmental protection standards and regulations before the property project may be delivered to the purchasers.

## SALE OF REAL ESTATE

Under the Measures for Administration of Sale of Commodity Properties (《商品房銷售管理辦法》) promulgated by the Ministry of Construction in April 2001, sale of commodity houses may include both sales before the completion of the properties, or pre-sale, and sales after the completion of the properties.

Any pre-sale of commodity buildings must be conducted in accordance with the Measures for Administration of Pre-sale of Urban Commodity Properties (《城市商品房預售管理辦法》), or the Urban Pre-sale Regulation, promulgated by Ministry of Construction in November 1994, as amended in August 2001 and July 2004, and other related regulations. The pre-sale regulations provide that any pre-sale of commodity properties is subject to specified procedures. According to the current PRC laws and regulations, a presale permit must be in place before a commodity building may be put to pre-sale. Specifically, a developer intending to sell a commodity building before its completion must apply to the real estate development authorities for a pre-sale permit. The pre-sale proceeds of commodity buildings must be used to develop the relevant project so pre-sold. A commodity building may be sold before completion only if:

- the land premium has been paid in full for the grant of the land use rights involved and a land use rights certificate has been properly obtained;
- a construction works planning permit and a construction permit have been properly obtained;
- the funds invested in the development of the commodity buildings put to pre-sale represent 25% or more of the total investment in the project and the progress of works and the completion and delivery dates have been properly ascertained; and
- a pre-sale permit has been obtained through pre-sale registration. According to the Urban Real Estate Law and the Urban Pre-sale Regulation, for the pre-sale of a commodity property, the developer must sign a contract on the pre-sale of the commodity property with the purchaser. The developer must, within 30 days of signing the contract, apply for registration and record of the contract for pre-sale of commodity property at the relevant departments of the county-level governments. Property administrative departments are required to use network information technology to gradually implement a web-based registration of pre-sale contracts.

On April 13, 2010, MOHURD issued the Notice on Further Enhancing the Supervision of the Real Estate Market and Perfecting the Pre-sale System of Commodity Houses (《關於進一步加強房地產市場監管完善商品住房預售制度的有關問題的通知》). Pursuant to the notice, without the pre-sale approval, the commodity properties are not permitted to be pre-sold and the real estate developers are not allowed to charge the buyer any deposit or pre-payment or payment of the similar nature. In addition, the notice urges local governments to enact regulations on sale of completed commodity properties in light of the local conditions, and encourages property developers to engage in the practice of selling completed commodity properties.

Pursuant to the Administration of sale of commodity properties (《商品房銷售管理辦法》) promulgated by Ministry of Construction on April 4, 2001 which became effective on June 1, 2001, commodity buildings may be put to post-completion sale and delivery after they have passed the completion examination and satisfy the various preconditions for such sale. Before the post-completion sale of a commodity building, the developer must, among other things, submit the real estate development project manual and other documents relating to the project evidencing the satisfaction of the preconditions for post-completion sale to the real estate development authority for its record.

A property developer shall not sell uncompleted commercial properties through after-sale lease guarantee or by any such means in covert forms. After-sale lease guarantee stipulated in the aforementioned regulatory measures refers to that a property developer sells commodity houses by making commitment to lease back or assist buyers in renting out commercial properties within a certain period after sale. A property developer may not sell commercial properties by means of cost-returned sale or any such means in disguised forms. The cost-returned sale in these measures refers to an arrangement under which a property developer sells commercial properties and refunds periodically to the purchaser certain portions of the sales proceeds.

In accordance with the Regulation of the Release of Real Estate Advertisement (《房地產廣告發佈規定》) promulgated on December 24, 2015, which became effective on February 1, 2016 by SAIC, the real estate advertisement shall not appear contents of financing or disguised financing or promises of appreciation or return on investment. Pursuant to the said regulation, a real estate advertisement shall not defraud or mislead the public. A real estate advertisement shall not contain geomancy, divination or other superstitious information, or give any promise to purchasers for a city permanent resident status or for school admission for his/her children.

On October 10, 2016, MOHURD issued the Notice on Further Regulating the Operation of Real Estate Enterprises to Keep the Order of Real Estate Market (《關於進一步規範房地產開發企業經營行為維護房地產市場秩序的通知》), which became effective on October 10, 2016. Pursuant to the said regulation, the relevant real estate authorities shall take effort to protect the order of real estate market and punish the unfair management actions of real estate enterprises, such as publish deceptive advertisements, hoard houses.

## **LOAN FOR REAL ESTATE**

Under the Circular on Further Strengthening the Administration of Real Estate Credit (《關於進一步加強房地產信貸業務管理的通知》) issued by PBOC on June 5, 2003, the requirements for banks to provide loans for residential development, individual housing mortgage and individual commodity housing are tightened:

- Real estate development loans shall be granted to real estate developers which are qualified for real estate development, rank high in credibility and have no overdue payment for construction fees. Such loans shall be given in support of residential housing projects which are affordable by families with medium-to-low income particularly, and shall be strictly restricted from projects involving building properties of large size and/or covering large area, such as luxurious commodity housing and villas. For real estate developers with high vacancy rate of commodity housing and high debt ratio, strict approval and close monitoring must be applied to their new real estate development loans.
- Commercial banks may not grant loans to real estate developers for the payment of land premium.
- Commercial banks shall not grant any kind of loans to projects without the certificate of land use right, the construction land planning permit, the construction project planning permit and the construction permit. Loans applied for by real estate developers shall only be granted by commercial banks in the name of real estate development loans, but not in the name of real estate development liquidity loans or other types of loans. Commercial banks may recover the non-real estate development loans that have been granted to the real estate developers, but are not allowed to grant new ones. To apply for bank loans, a real estate developer's self-owned funds (owner's equity) shall not be less than 30% of the total investment of the development project. The real estate loans granted by a commercial bank may only be used for the real estate projects in the region where the developer is located, and are prohibited to be used across regions.

In the Circular on Facilitating the Continuous Healthy Development of the Real Estate Market (《關於促進房地產市場持續健康發展的通知》) issued by the State Council on August 12, 2003, a series of measures were adopted by the government to control the real estate market, including, among others, strengthening the construction and management of affordable houses, increasing the supply of ordinary commodity housing and controlling the construction of high-class commodity housing. Besides, the government also staged a series of measures on developing residential housing credit, including strengthening efforts on housing provident fund collection and granting of loans, improving the guarantee mechanism of individual residential housing loans and strengthening the supervision over real estate loans.

Pursuant to the Guidance on Risk Management of Real Estate Loans Granted by Commercial Banks (《商業銀行房地產貸款風險管理指引》) issued by CBRC on August 30, 2004, commercial banks shall not provide any loan in any form for projects without the certificate of land use right, the construction land planning permit, the construction project planning permit and the construction permit. For any real estate developer applying for real estate development loan, the proportion of capital fund to be invested in the development project shall be no less than 35%.



On September 27, 2007, PBOC and CBRC jointly issued the Circular on Strengthening the Administration of Commercial Real Estate Credit (《關於加強商業性房地產信貸管理的通知》) to further regulate the administration of commercial real estate credit. These measures include:

- prohibiting commercial banks from granting any kind of loans to projects with a proportion of capital fund (owners' equity) of less than 35%, or without the certificate of land use right, the construction land planning permit, the construction project planning permit and the construction permit;
- prohibiting commercial banks from granting loans to real estate developers solely for the payment of land premium.

According to the requirements under the Circular on Promoting Economical and Intensive Utilization of Land through Financing (《關於金融促進節約集約用地的通知》) issued by PBOC and CBRC on July 29, 2008, a real estate developer applying for land reserve loans from a financial institution by way of mortgage shall have the legitimate certificate of land use right. The maximum amount of mortgage loan offered by a financial institution shall not be more than 70% of the assessed value of the collateral and the loan term shall not exceed two years in principle. The circular also required to tighten the examination and approval of loans for municipal infrastructure and industrial land projects. No credit support shall, in any form, be given to the construction of any municipal infrastructure, ecological planting project or industrial project which does not meet the national standards, or for which no land use approval has been obtained from the land and resources authorities. A financial institution should give prioritized financial support to projects which are to increase the land utilization rate and plot ratio of the existing industrial land as well as to projects which are to develop and utilize the spare, abandoned or idle land provided that such projects meet the planning requirements without changing the original purposes.

On October 28, 2008, the general office of CBRC promulgated the Notice on Strengthening Regulation of Real Estate and Securities Business of Trust Companies (《關於加強信託公司房地產、證券業務監管有關問題的通知》). Pursuant to this notice, trust company is strictly prohibited from loaning to real estate projects which have not acquired state-owned land use rights certificates, construction land planning permits, construction projects planning permits, and construction commencement permits ("four permits"), or indirectly loaning to such real estate projects through investment with additional commitment to repurchase, commercial housing group purchase. Trust loan application (including indirect loans through investment with additional commitment to repurchase, commercial housing pre-sales repurchase and etc.) shall be made by real estate development enterprise with not less than the secondary real estate development qualification, and the proportion of the capital fund shall be not less than 35% (except for economically affordable housing). Furthermore, trust company is prohibited to offer liquidity loans to real estate development enterprises (including indirectly offer through assets purchase with commitment to repurchase), or to offer loans to real estate development enterprises to pay land transfer price.

According to the Circular on Adjusting the Proportion of Capital Fund in Fixed Asset Investment Projects (《國務院關於調整固定資產投資項目資本金比例的通知》) issued by the State Council on May 25, 2009, the proportion of capital fund for affordable housing projects and ordinary commodity housing projects is adjusted from 35% to 20%, and, for other properties, from 35% to 30%. Financial institutions shall decide on their own whether to issue loans to real estate developers based on the adjustments to the proportion of capital fund.

According to the Notice on Adjusting and Improving the System for Capital in Fixed Asset Investment Projects (《國務院關於調整和完善固定資產投資專案資本金制度的通知》) issued by the State Council on September 9, 2015, the minimal capital proportion for affordable housing projects and ordinary commodity housing projects remain to be 20%, whereas other real estate projects shall be adjusted from 30% to 25%.

On September 29, 2010, PBOC and CBRC jointly issued the Circular on Issues Concerning Improving Differentiated Housing Credit Policies (《關於完善差別化住房信貸政策有關問題的通知》), which provides that if a real estate developer has records of violating the laws and regulations, such as having idle land, changing the use and nature of land, delaying project commencement or completion and hoarding the real estates, all commercial banks shall stop granting loans or providing loan extension to such real estate developer for its new development projects.



According to Notice on Further Improving Differentiated Housing Credit Lending Policies (《關於進一步完善差別化住房信貸政策有關問題的通知》) issued by PBOC and CBRC on September 24, 2015, in cities where there is no “property purchase control”, the minimum down payment ratio for a personal commercial housing loan borrowed by a resident household that purchases ordinary housing for the first time shall be adjusted to 25%.

## MEASURES ON STABILIZING HOUSING PRICE

The General Office of the State Council promulgated a Circular on Stabilizing Housing Price (《關於切實穩定住房價格的通知》) in March 2005, introducing measures to be taken to restrain the housing price from increasing too fast and to promote a stable development of the real estate market. In April 2005, the Ministry of Construction NDRC, MOF, Ministry of Land and Resources, PBOC, SAT and CBRC jointly issued the Opinions on Stabilizing Housing Prices (《關於做好穩定住房價格工作的意見》) with the following guidance:

- where the housing price is growing too fast, while the supply of ordinary commodity houses at medium or low prices and low-cost affordable houses is insufficient, the housing construction should mainly involve projects of ordinary commodity houses at medium or low prices and low cost affordable houses. The construction of low-density, high quality houses should be strictly controlled. The relevant local government authorities are authorized to impose conditions on planning and design such as building height, plot ratio and green space and to impose such requirements as sale price, type and GFA as preconditions on land assignment. The local governments are also required to strengthen their supervision of real estate developments in their jurisdiction.
- Where the price of land for residential use and the price for residential housing are growing too fast, the proportion of land supply for residential use to the total land supply should be appropriately raised, and the land supply for the construction of ordinary commodity houses at medium or low prices and low-cost affordable houses should be especially increased. Land supply for villa construction should continue to be suspended, and land supply for high quality housing property construction should be strictly restricted.
- Commencing from June 1, 2005, a business tax upon transfer of a residential house by an individual within two years from his/her purchase will be levied on the gain from such sale. For an individual to transfer an ordinary residential house after two years from his/her purchase, the business tax will be exempted. For an individual to transfer a property other than an ordinary residential house after two years from his/her purchase, the business tax will be levied on the difference between the price of such sale and the original purchase price.
- Ordinary residential houses with medium or small GFAs and at medium or low prices may be granted preferential treatment such as planning permits, land supply, credit and taxation. Houses enjoying these preferential policies must satisfy all the following conditions in principle: the plot ratio is above 1.0, the GFA of one single unit is less than 120 square meters, and the actual transfer price is lower than 120% of the average transfer price of comparable houses at comparable locations. The local governments at the provincial level may, based on their actual local circumstances, formulate specific standards for ordinary residential houses that may enjoy the preferential policies.
- Transfer of uncompleted commodity properties by any pre-sale purchaser is forbidden.

In addition, purchasers are required to buy properties in their real names. Any commodity property pre-sale contract must also be filled with the relevant government agencies electronically immediately after its execution.

On May 24, 2006, the General Office of the State Council issued the Opinions of Ministry of Construction and Other Departments on Adjusting the Housing Supply Structure and Stabilizing the Housing Prices (《關於調整住房供應結構穩定住房價格的意見》). The regulations on the property credit of this are as follows:

- Strictly impose credit conditions on property development. In order to suppress property development enterprises from storing up land housing resources by use of bank loans, commercial banks shall not

provide loans to those property enterprises that fail to meet loan conditions, for example, having a project capital less than 35%. For property development enterprises that have much idle land and vacant commodity properties, the commercial banks shall, in light of the principle of prudential operations, be stricter in controlling the renewal of loans or any form of revolving credit. The commercial banks shall not accept any commodity property that has been idle for more than three years as collateral for loans; and

- From June 1, 2006, the proportion of initial payment of individual housing mortgage loans shall not be lower than 30%. However, considering the demands for housing by the medium and low-income populations, the purchase of self-used housing with loans with gross floor area no more than 90 square meters is still subject to the provisions of the initial payment of housing at 20%.

In December 2008, the State Council issued the Opinions on Promoting the Healthy Development of Real Estate Market (《關於促進房地產市場健康發展的若干意見》). The opinion provides that in order to expand domestic demand and encourage purchase of ordinary residential housing, residents who purchase ordinary self-occupied housing for the first-time by borrowing a mortgage loan must enjoy preferential policies in relation to loan interest rates and down payment. For residents who have already borrowed a mortgage loan and purchased self-occupied housing for the first time, if the GFA per person of that first housing is lower than the local average, such residents may still enjoy the preferential policies in relation to loan interest rates and down payment when they purchase a second self-occupied house. For any other application on mortgage loans for purchasing a second or subsequent housing unit, the interest rate must be determined by the commercial banks based on the benchmark interest rate and the banks' risk assessments.

On January 7, 2010, the State Council issued a Circular on Promoting the Stable and Sound Development of the Real Estate Market (《關於促進房地產市場平穩健康發展的通知》), which adopted a series of measures to strengthen and improve the regulation of the property market, stabilize market expectation and facilitate the stable and healthy development of the property market. These include, among others, measures to increase the supply of affordable housing and ordinary commodity housing, provide guidance for the purchase of property, restrain speculation of properties, and strengthen risk prevention and market supervision. Additionally, it explicitly requires a family (including a borrower, his or her spouse and children under 18), who have already purchased a residence through mortgage financing and have applied to purchase a second or more residences through mortgage financing, to pay a minimum down payment of 40% of the purchase price.

In April 2010, the State Council issued the Notice on Resolutely Curbing the Soaring of Housing Prices in Some Cities (《關於堅決遏制部分城市房價過快上漲的通知》), which increases (i) the amount of down payment to 30% of the property price for the purchase of the first property over 90 sq. m.; (ii) the amount of down payment to 50% of the property price for the purchase of the second property and the mortgage interest rate to be no less than 1.1 times the benchmark rate in China and (iii) the amount of down payment and the mortgage interest rate for additional properties significantly as determined by the banks in accordance with their risk management policies.

MOHURD, PBOC and CBRC jointly released the Circular on Regulating the Recognition Standards of the Second House in Commercial Individual Housing Loans (《關於規範商業性個人住房貸款中第二套住房認定標準的通知》) on May 26, 2010 to regulate the recognition standards of the second house for applicants of commercial housing loans. Under the circular, for commercial individual housing loans, the number of houses owned by a family shall be calculated based on the number of flats which are actually owned by the members (including the loan applicant and his/her spouse and minor children, hereinafter the same) of the family who plans to purchase a house. The circular also stipulates that house purchasers shall check the house registration records of the family via the house registration information system and provide written enquiry results. Loan applicants who cannot provide enquiry results shall provide written credit guarantee to prove the actual number of houses owned by his/her family.

On September 29, 2010, MOF, SAT and MOHURD jointly issued the Notice on Adjustments to Deed Tax and Individual Income Tax on Real Estate Transactions (《關於調整房地產交易環節契稅個人所得稅優惠政策的通知》), according to which, the deed tax will be reduced to 50% on the purchase of an ordinary residence for a family(including the purchaser, his/her spouse and children under 18) purchasing their first residence that is also the only housing belonging to the family; in such a case, if the unit floor area is less than 90 sq.m., the deed tax will be at 1%. Purchaser of a residence within one year after his/her sale of former residence will not enjoy the same individual income tax exemption.

On September 29, 2010, PBOC and CBRC jointly issued the Notice on Relevant Issues regarding the Improvement of Differential Mortgage Loan Policies (《關於完善差別化住房信貸政策有關問題的通知》), according to which, the minimum down-payment has been raised to 30% of or all first home purchases, and commercial banks throughout China are required to suspend mortgage loans for purchases of a customer's third or additional residential property. For a mortgage on the second residential property, the down-payment must not be less than 50% of the purchase price and the interest rates must not be less than 1.1 times the base rate. All banks are prohibited from lending for the purposes of new development projects by property companies that have a record of speculating on idle land, changing the land use and nature, delaying development time, manipulating market prices or performing other non-compliant conducts.

On January 26, 2011, the General Office of the State Council issued the Notice on Further Strengthening Regulation and Control of Real Property Markets (《關於進一步做好房地產市場調控工作有關問題的通知》) requiring, among other restrictive measures: (i) a minimum down payment of at least 60% of the total purchase price with a minimum mortgage lending interest rate of 110% of the benchmark rate published by PBOC for the purchase of a second residential property; and (ii) in municipalities directly under the central government, cities listed on state plans, provincial capitals, and cities where the housing prices are overly high or increasing at an excessively high rate (the "Specified Cities"), local residents (including their spouses and minor children) with two or more residential properties, non-local residents with one or more residential properties and non-local residents that are unable to provide documentation certifying payment of local tax or social security for a specified time period, are not permitted to purchase any (further) residential properties located in the Specified Cities.

The General Office of State Council promulgated the Circular on Further Promoting Real Estate Market Regulation (《關於繼續做好房地產市場調控工作的通知》) on February 26, 2013, introducing six policy measures to control the real estate market, including: (i) improving the accountability system for stabilization of house prices; (ii) strictly controlling over house purchase for speculation; (iii) increasing the supply of ordinary residential houses and the land supply for residential houses; (iv) accelerating the planning and construction of subsidized housing projects; (v) tightening the market regulations and forecast management; (vi) accelerating the establishment and optimization of the long-term mechanism for the healthy development of the real estate market.

The highlights of the measure for "control over house purchase for speculation" under the notice are as follows:

- Continuous enforcement of stringent restrictions on commodity housing purchases;
- For cities with soaring house prices, the local branches of the PBOC may further increase the proportion of down payments and interest rates for second-home buyers according to the price control targets and policy requirements for newly-constructed commodity housing of the local governments;
- The taxation department and the housing and urban-rural development department shall work closely together to impose person income tax on the sales of self-owned houses. A tax rate of 20% on the proceeds from the transfer shall be strictly levied upon verification of the value of the houses based on tax collection and housing registration data.

The notice also stipulated that if the number of small- and medium-sized units of a general commodity housing project accounted for more than 70% of the total units to be constructed, the banking financial

institutions shall give priority to the financing need of the development of the project subject to credit conditions. In addition, the local authorities shall strengthen the pre-sale fund management and improve their regulatory systems. For overpriced pre-sale commodity housing projects in breach of the guidance of the housing and urban-rural development department or the regulations on pre-sale fund, the approval and issuance of the pre-sale permits may be suspended.

On September 29, 2014, PBOC and CBRC jointly issued the Notice of the People's Bank of China and the China Banking Regulatory Commission on Further Improving Housing Financial Services (《中國人民銀行、中國銀行業監督管理委員會關於進一步做好住房金融服務工作的通知》), which provides that as regards a household that borrows a loan to purchase the first ordinary owner-occupied residential property, the minimum down payment ratio of the loan shall be 30%, and the floor of the loan interest rate shall be 0.7 times the benchmark lending rate. Banking financial institutions shall determine the specifics in this regard on their own according to risk profiles. Where a household that owns an existing property for which the property purchase loan has been paid off applies for a new loan to purchase another ordinary commodity housing for the purpose of improving living conditions, the relevant banking financial institution shall adopt the lending policies applicable to the first owner-occupied property. In cities where "property purchase control measures" have been canceled or are not implemented, if a household that owns two or more existing properties for which the property purchase loans have been paid off applies for a new loan to purchase yet another new property, the relevant banking financial institution shall specifically determine the down payment ratio and the loan interest rate in a prudent manner based on the borrower's repayment capability, credit standing and other factors. A banking financial institution may, according to the local urbanization development planning, disburse housing loans to non-local residents who satisfy policy conditions.

According to the Notice on Matters Concerning Individual Housing Loan Policies (《關於個人住房貸款政策有關問題的通知》), promulgated by PBOC, MOHURD and CBRC on March 30, 2015 and effective on the same date, and the Notice on Adjusting the Business Tax Policies Concerning Transfer of Individual Housing (《關於調整個人住房轉讓營業稅政策的通知》) promulgated by MOF and SAT on March 30, 2015 and effective on March 31, 2015 (collectively, the "330 New Policy"), where a household, which has already owned a home and has not paid off the relevant housing loan, applies for another commercial personal housing loan to purchase another ordinary housing property for the purpose of improving living conditions, the minimum down payment is adjusted to 40%. The actual down payment ratio and loan interest rate should be determined by the banking financial institution concerned based on the borrower's credit record and financial condition. For working households that have contributed to the housing provident fund, when they use the housing provident fund loans to purchase an ordinary residential house as their first home, the minimum down payment shall be 20% of the house price; for working households that have contributed to the housing provident fund and that have already owned a home and have paid off the corresponding home loans, when they apply for the housing provident fund loans for the purchase of an ordinary residential house as their second property to improve their housing conditions, the minimum down payment shall be 30% of the property price. In addition, where an individual sells a property purchased within two years, business tax shall be levied on the full amount of the sales income; where an individual sells a non-ordinary property that was purchased more than two years ago, business tax shall be levied on the difference between the sales income and the original purchase price of the house; the sale of an ordinary residential property purchased by an individual more than two years ago is not subject to such business tax.

On September 24, 2015, PBOC and CBRC jointly issued the Notice on Relevant Issues Regarding the Further Improvement of Differential Mortgage Loan Policies (《關於進一步完善差別化住房信貸政策有關問題的通知》), according to which, in the cities where no restrictions on house purchase are in force, when a household uses a commercial personal housing mortgage loan to purchase an ordinary residential property as the first home, the minimum down payment shall not be less than 25% of the house price.

On August 27, 2015, MOHURD, MOF and PBOC jointly issued the Notice on Adjustments to the Down Payment of a Housing Provident Fund Loan (《關於調整住房公積金個人住房貸款購房最低首付款比例的通知》),

which provides that resident households which already own one residential property with the mortgage loans paid off shall be entitled to a reduced down-payment requirement, from 30% to 20% of the total purchase price, when they re-apply for a housing provident fund loan to purchase a second home. The relevant authorities in Beijing, Shanghai, Guangzhou and Shenzhen shall have the discretion to decide the local down-payment requirement for second-home purchases with housing provident fund loans.

On February 1, 2016, PBOC and CBRC jointly issued The Notice on the Adjustment of Individual Housing Loans Policies (《關於調整個人住房貸款政策有關問題的通知》), which provides that in certain cities where property purchase control measures are not being implemented, the minimum down payment ratio for a personal housing commercial loan obtained by a household for purchasing its first ordinary residential property is, in principle, 25% of the property price, which can be adjusted downward by 5% by local authorities. For existing residential property household owners who have not fully repaid the previous loan and are obtaining further personal housing commercial loan to purchase an additional ordinary residential property for the purpose of improving living conditions, the minimum down payment ratio shall be not less than 30%.

## **PROPERTY MANAGEMENT**

According to the Regulations on Property Management (《物業管理條例》) issued by the State Council on June 8, 2003, effective from September 1, 2003, amended on August 26, 2007, and amended on February 6, 2016, the State implements a qualification scheme in managing property service enterprises. Under the Measures for Administration of Qualifications of Property Service Enterprises (《物業服務企業資質管理辦法》) issued by Ministry of Construction on March 17, 2004, effective from May 1, 2004 and amended on November 26, 2007, a newly established property service enterprise shall, within 30 days from the date of receiving its business license, apply from the competent authorities of real estate of the People's Governments of municipalities directly under the Central Government and cities divided into districts where industrial and commercial registration was completed for a grading assessment. The departments of qualification examination and approval will check and issue the qualification certificate corresponding to their grades.

Under the Measures for Administration of Qualifications of Property Service Enterprises, the qualifications of property service enterprises shall be classified into class one, class two and class three. The competent construction authorities of the State Council shall be responsible for issuance and administration of the qualification certificates of class one property service enterprises. The competent construction authorities of the People's Governments of provinces and autonomous regions shall be responsible for issuance and administration of the qualification certificates of class two property service enterprises, and the competent departments of real estate of People's Governments of municipalities directly under the Central Government shall be responsible for issuance and administration of the qualification certificates of classes two and three property service enterprises. The competent departments of real estate of the People's Governments of cities divided into districts shall be responsible for the issuance and administration of the qualification certificates of class three property service enterprises.

Property service enterprises with class one qualification may undertake various property management projects. Property service enterprises with class two qualification may undertake property management business for residential projects of less than 300,000 sq.m. and non-residential projects of less than 80,000 sq.m. Property service enterprises with class three qualification may undertake property management business for residential projects of less than 200,000 sq.m. and non-residential projects of less than 50,000 sq.m.

### **Under the Interim Measures for Offer and Acceptance of Tender Management of Property**

Management in Early Stages (《前期物業管理招標投標管理暫行辦法》), which was promulgated by Ministry of Construction on June 26, 2003 and became effective on September 1, 2003, prior to the selection and engagement of property management enterprises by owners of properties and the general meeting of owners of properties, the construction unit of residences and non-residences within the same management area shall select



and engage a qualified property management enterprise through tender. For a project with less than three bidders or small scale residences, the qualified property management enterprise may be selected and engaged by way of an agreement, which is subject to the approval of the real estate administrative departments of the local government at the district or county level where the property is located. Such tenders typically include open tenders and invitational tenders. Where a property management enterprise is selected through a tender, the tender inviter shall complete the work of the tender before obtaining the pre-sale permits for commodity properties.

## **INTELLECTUAL PROPERTY RIGHTS**

China has adopted legislations related to intellectual property rights, including trademarks, patents and copyrights. China is a signatory party to the major intellectual property conventions, including the Paris Convention for the Protection of Industrial Property, the Madrid Agreement concerning the International Registration of Marks and Protocol Relating to the Madrid Agreement Concerning the International Registration of Marks, the Patent Cooperation Treaty, the Budapest Treaty on the International Recognition of the Deposit of Microorganisms for the Purposes of Patent Procedure, and the Agreement on Trade-Related Aspects of Intellectual Property Rights (“TRIPs”).

### **Regulations on Trademarks**

The Trademark Law of the PRC (《中華人民共和國商標法》) was promulgated in August 1982 (amended on February 22, 1993, October 27, 2001 and August 30, 2013) and Implementation Regulations on the Trademark Law of the PRC (《中華人民共和國商標法實施條例》) was promulgated on August 3, 2002 by the State Council and amended on April 29, 2014. These laws and regulations provide the basic legal framework for the regulations of trademarks in China. In China, registered trademarks include commodity trademarks, service trademarks, collective marks and certificate marks.

The Trademark Office under SAIC is responsible for the registration and administration of trademarks throughout the country. Trademarks are granted on a term of 10 years. Six months prior to the expiration of the 10-year term, an applicant can renewed the application and reapply for trademark protection.

Under the Trademark Law, any of the following acts may be regarded as an infringement of the exclusive right to use of a registered trademark:

- use of a trademark that is identical with or similar to a registered trademark on the same or similar kind of commodities of the trademark registrant’s without the authorization of the trademark registrant;
- sale of commodities infringing upon the exclusive right to use the registered trademark;
- counterfeiting or making, without authorization, representations of a registered trademark, or sale of such representation of a registered trademark; and
- otherwise infringing upon other person’s exclusive right to use a registered trademark and cause damages.

Violation of the Trademark Law may result in the imposition of fines, confiscation and destruction of the infringing commodities.

Trademark license agreements must be filed with the Trademark Office under the SAIC and Commerce or its regional counterparts. The licensor shall supervise the quality of the commodities on which the trademark is used, and the licensee shall guarantee the quality of such commodities.

### **Regulations on Domain Names**

The Measures for the Administration of Domain Names for the Chinese Internet (《中國互聯網絡域名管理辦法》) were promulgated by the Ministry of Industry and Information Technology of the PRC on November 5, 2004 and became effective on December 20, 2004. These measures regulate the registration of domain names in Chinese with the Internet country code of “.cn.”



The Measures on Top Level Domain Names Dispute Resolution (《中國互聯網路資訊中心國家頂層網域名爭議解決辦法》) were promulgated by the China Internet Network Information Center on November 11, 2014 and became effective on the same date. These measures require domain name disputes to be submitted to institutions authorized by the China Internet Network Information Center for resolution.

The Administrative Measures for Internet Domain Names (《互聯網功能變數名稱管理辦法》) were promulgated by the Ministry of Industry and Information Technology of the PRC on August 24, 2017 and became effective on November 1, 2017. These measures regulate Internet domain name services and related operation, maintenance, supervision and management, and other related activities that are carried out within the territory of the PRC.

On November 7, 2016, the Standing Committee of the 12th National People's Congress promulgated the Network Security Law (《網路安全法》), becoming effective on June 1, 2017, which provides that when running business and services, network operators shall comply with the laws, administrative regulations, respect social morality, abide by professional ethics; operate honestly, and fulfill their obligations to safeguard security in the network; accept supervision by the government and the public, and assume their social responsibilities.

## **LABOR PROTECTION AND SOCIAL INSURANCE**

As our operation is mainly based in China, our PRC subsidiaries are required to comply with Chinese labor-related laws and regulations and provide compensation and other benefits to our employees, such as provision of vocational trainings and contribution to social insurance and housing provident funds.

According to the Labor Law of the PRC (《中華人民共和國勞動法》), which was promulgated by NPC on July 5, 1994 and amended on August 27, 2009, an employer shall develop and improve its rules and regulations to safeguard the rights of its workers. An employer shall develop and improve its labor safety and health system, stringently implement national protocols and standards on labor safety and health, conduct labor safety and health education for workers, guard against labor accidents and reduce occupational hazards. Labor safety and health facilities must comply with relevant national standards. An employer must provide workers with the necessary labor protection gear that complies with labor safety and health conditions stipulated under national regulations, as well as provide regular health checks for workers that are engaged in operations with occupational hazards. Laborers engaged in special operations shall have received specialized training and obtained the pertinent qualifications. An employer shall develop a vocational training system. Vocational training funds shall be set aside and used in accordance with national regulations and vocational training for workers shall be carried out systematically based on the actual conditions of the company.

The Law on Labor Contract of the PRC (《中華人民共和國勞動合同法》), which was promulgated by NPC on June 29, 2007 and amended on December 28, 2012, and the Implementation Regulations on Labor Contract Law (《勞動合同法實施條例》) (Order No.535 of the State Council), which was promulgated on September 18, 2008 and became effective since the same day, regulate both parties through a labor contract, namely the employer and the employee, and contain specific provisions involving the terms of the labor contract. It is stipulated under the Law on Labor Contract and the Implementation Regulations on Labor Contract Law that a labor contract must be made in writing. An employer and an employee may enter into a fixed-term labor contract, an un-fixed term labor contract, or a labor contract that concludes upon the completion of certain work assignments, after reaching agreement upon due negotiations. An employer may legally terminate a labor contract and dismiss its employees after reaching agreement upon due negotiations with the employee or by fulfilling the statutory conditions. Pursuant to the Law on Labor Contract, labor contracts concluded prior to the enactment of the said law and subsisting within the validity period of the said law shall continue to be honored. With respect to a circumstance where a labor relationship has already been established but no formal contract has been made, a written labor contracts shall be entered into within one month from the effective date of the Law on Labor Contract law.

The Employment Promotion Law of the PRC (《中華人民共和國就業促進法》), which became effective on January 1, 2008 and amended on April 24, 2015, requires that individuals have equal employment opportunities, both in hiring and in employment terms, without discrimination on the basis of ethnicity, race, gender, religious belief, communicable disease or rural residence. Under this law, enterprises are also required to provide employees with vocational training. Administrative authorities at the county level or above are responsible for implementing policies to promote employment.

According to the Temporary Regulations on the Collection and Payment of Social Insurance Premium (《社會保險費徵繳暫行條例》), the Regulations on Work Injury Insurance (《工傷保險條例》), the Regulations on Unemployment Insurance (《失業保險條例》) and the Trial Measures on Employee Maternity Insurance of Enterprises (《企業職工生育保險試行辦法》), enterprises in the PRC shall provide benefit plans for their employees, which include basic pension insurance, unemployment insurance, maternity insurance, work injury insurance and basic medical insurance. An enterprise must provide social insurance by processing social insurance registration with local social insurance agencies, and shall pay or withhold relevant social insurance premiums for or on behalf of employees.

The Law on Social Insurance of the PRC (《中華人民共和國社會保險法》) (No.35 of the President), which was promulgated on October 28, 2010 has consolidated pertinent provisions for basic pension insurance, unemployment insurance, maternity insurance, work injury insurance and basic medical insurance, and has elaborated in detail the legal obligations and liabilities of employers who do not comply with relevant laws and regulations on social insurance.

According to the Regulations on the Administration of Housing Provident Fund (《住房公積金管理條例》), which was promulgated on April 3, 1999 and amended on March 24, 2002, housing provident fund contributions paid up in deposit by an individual employee and housing provident fund contributions paid up in deposit by his or her employer shall belong to the individual employee.

## **MAJOR TAXES APPLICABLE TO REAL ESTATE DEVELOPERS**

Since our revenue is mainly derived from our operations in China, we are subject to Chinese taxation regimes.

### **Corporate Income Tax**

Prior to the Enterprise Income Tax Law of the PRC (《中華人民共和國企業所得稅法》, “new Enterprise Income Tax Law”) and its implementation rules that became effective on January 1, 2008, amended on February 24, 2017, our PRC subsidiaries and joint ventures were generally subject to a 33% corporate income tax. Under the new income tax law, effective from January 1, 2008, a unified corporate income tax rate is set at 25% for both domestic enterprises and foreign-invested enterprises, with the exception of those enterprises that enjoyed preferential tax treatment according to laws and regulations before the new Corporate Income Tax Law took effect. However, there will be a five-year transition period for enterprises established before March 16, 2007 and enjoying a preferential income tax rate under the previous tax laws and administrative regulations.

Simultaneously, under the new EIT Law and its implementation rules, enterprises established under the laws of foreign jurisdictions with “de facto management body” located in China are treated as “resident enterprises” for PRC tax purposes, and will be subject to PRC income tax on their worldwide income. Under the implementation rules of the new Corporate Income Tax Law, a “de facto management body” is defined as a body that has real and overall management control over the business, personnel, accounts and properties of an enterprise.

In addition, dividends paid by a PRC subsidiary to its foreign shareholder will be subject to a withholding tax at a rate of 10% unless such foreign investor’s jurisdiction of incorporation has a tax treaty with the PRC that

provides for a different withholding tax arrangement. According to the tax treaty entered into between the Mainland China and Hong Kong in August 2006, dividends paid by a foreign-invested enterprise in the Mainland China to its shareholders in Hong Kong will be subject to a withholding tax at a rate of 5% if such Hong Kong shareholder directly holds a 25% or more interest in the Mainland China enterprise.

SAT issued the Measures for Handling Corporate Income Tax on Real Estate Development and Operation (《房地產開發經營業務企業所得稅處理辦法》) on March 6, 2009, with retrospective effect from January 1, 2008. The circular provides that the gross profit margin for tax calculation of the sale of uncompleted development product by an enterprise shall be determined by the state taxation bureau and local taxation bureau of each province, autonomous region and municipality directly under the Central Government pursuant to the following stipulations. For development products located in the city proper and suburbs of cities in which the People's Governments of provinces, autonomous regions, municipalities directly under the Central Government and cities specifically designated in the state plan are located, it shall not be lower than 15%; for development products located in the city proper and suburbs of prefectures or prefecture-level cities, it shall not be lower than 10%; and for development products located in other areas, it shall not be lower than 5%.

On May 12, 2010, SAT issued the Circular on Issues Concerning Conditions for Confirmation of the Completion of Real Estate Development Products (《關於房地產開發企業開發產品完工條件確認問題的通知》), which clarifies the conditions for confirming the completion of real estate development products. According to the circular, regardless of whether the project quality has passed the inspection and acceptance, or whether the completion filing and final accounting procedures have been completed, any real estate development product meeting one of the following conditions shall be deemed as a completed development product: (1) The enterprise starts to process the delivery procedure of the development product (including the check-in procedure); (2) The development product has started to be put into use. The developer shall timely settle the tax costs of the development product, and compute its taxable income of the year.

On January 1, 2008, SAT issued the SAT Circular No. 698, pursuant to which, except for the purchase and sale of equity through a public securities market, where a non-resident enterprise transfers the equity interests of a PRC resident enterprise indirectly by disposition of the equity interests of an overseas holding company (an "Indirect Transfer"), and the overseas holding company is located in a tax jurisdiction that has an effective tax rate of less than 12.5% or does not tax foreign income of its residents, the non-resident enterprise, being the transferor, must report such Indirect Transfer to the competent tax authority relating to the PRC resident enterprise. Using a "substance over form" approach, the PRC tax authority may disregard the existence of the overseas holding company if it lacks a reasonable commercial purpose and was established for the purpose of reducing, avoiding or deferring PRC tax. As a result, gains derived from such an Indirect Transfer may be subject to PRC tax at a rate of up to 10%. SAT Circular No. 698 also provides that, where a non-PRC resident enterprise transfers its equity interests in a PRC resident enterprise to its related parties at a price lower than the fair market value, the relevant tax authority has the power to make a reasonable adjustment to the taxable income in respect of the transaction.

On February 3, 2015, the SAT issued the SAT Circular No. 7, which abolished certain provisions in SAT Circular No. 698 and provided more guidance on a number of issues in the SAT Circular No. 698.

If a non-resident enterprise indirectly transfers assets (including equity interests) in a PRC resident enterprise by entering into arrangements without reasonable commercial purposes but to evade EIT, the nature of this indirect transfer shall be reclassified and recognized as a direct transfer of assets of a PRC resident enterprise. Assets include (i) properties of an establishment or place in the PRC, (ii) real estate in the PRC or (iii) equity investment in a PRC resident enterprise and other assets directly held by such non-resident enterprise and for which the proceeds from the transfer of such assets shall be subject to EIT as specified by the PRC tax laws (collectively the "PRC Taxable Assets"). An indirect transfer of the PRC Taxable Assets refers to transactions with the same or similar substantive results as a direct transfer of the PRC Taxable Assets arising from a transfer by a non-resident enterprise of equity interest or other similar interest in an overseas enterprise

(excluding the PRC resident enterprises registered overseas) that directly or indirectly holds the PRC Taxable Assets, including a change in overseas enterprise's shareholders as a result of reorganization of such non-resident enterprise.

The relevant provisions in SAT Circular No. 7 are not applicable if the overall arrangement regarding the indirect transfer of the PRC Taxable Assets meets any of the following circumstances: (1) such non-resident enterprise obtains income from an indirect transfer of PRC Taxable Assets by acquiring and disposing of the equity interests of the same offshore listed company in a public market ("Public Market Safe Harbor"); or (2) such non-resident enterprise directly holds and transfers the PRC Taxable Assets in accordance with applicable tax treaty or arrangement which exempts the transfer from relevant enterprise income tax in the PRC.

If the above exemptions do not apply, transfers of shares by shareholders which are non-resident enterprises may be re-defined and recognized as a direct transfer of the PRC Taxable Assets if it is determined that such arrangements have no reasonable commercial purposes but to evade the EIT.

SAT Circular No. 7 provides that the overall circumstances of such transfer shall be considered and the following relevant factors shall all be analyzed in determining whether an indirect transfer of the PRC Taxable Assets has a reasonable commercial purpose, which should be determined on a case-by-case basis: (1) whether the main value of the equity of the overseas enterprise is, directly or indirectly, sourced from the PRC Taxable Assets; (2) whether the assets of the overseas enterprise are, directly or indirectly, mainly comprised of investments in the PRC, or whether its income is, directly or indirectly, mainly sourced from the PRC; (3) whether the actual functions performed and risks undertaken by the overseas enterprises and its subsidiaries which, directly or indirectly, hold the PRC Taxable Assets can prove the economic substance of the corporate structure; (4) the existence duration of the shareholders, business model and related organizational structure of the overseas enterprise; (5) the information regarding overseas income tax payment for the indirect transfer of the PRC Taxable Assets; (6) whether the indirect investment or indirect transfer of the PRC Taxable Assets by the equity transferor can be substituted by a direct investment or a direct transfer of the PRC Taxable Assets; (7) the information regarding the tax treaties or tax arrangements applicable to the income from indirect transfer of the PRC Taxable Assets; and (8) other relevant factors.

SAT Circular No. 7 also provides that, unless covered by the exemptions stipulated, an indirect transfer shall be directly deemed to have no reasonable commercial purpose if it meets all the following circumstances ("Deemed Negative Determination"): (1) 75% or more of the equity value of the overseas enterprise is, directly or indirectly, derived from the PRC Taxable Assets; (2) at any time within one year before the indirect transfer of the PRC Taxable Assets, 90% or more of the total assets of the overseas enterprise (not including cash) are, directly or indirectly, comprised of investments in PRC, or 90% or more of the overseas enterprise's income in the year before the indirect transfer of the PRC Taxable Assets is, directly or indirectly, derived from PRC; (3) the overseas enterprise and its subsidiaries which, directly or indirectly, hold the PRC Taxable Assets are incorporated in a country (region) to meet the organizational form as required by law, but actually only perform limited functions and undertake limited risks which are not enough to substantiate their economic substance; and (4) the overseas income tax payable for the indirect transfer of the PRC Taxable Assets outside of the PRC is less than the possible tax burden in the PRC on the direct transfer of the PRC Taxable Assets in the PRC.

SAT Circular No. 7 also provides that an indirect transfer of the PRC Taxable Assets shall be deemed to have reasonable commercial purpose if it meets all the following conditions: (1) parties to the indirect transfer have one of the following equity holding relationships: (a) the transferor, directly or indirectly, holding over 80% equity interest in the transferee; (b) the transferee, directly or indirectly, holding over 80% equity interest in the transferor; or (c) over 80% equity interest in each of the transferee and the transferor is held, directly or indirectly, by the same party. To the extent that the offshore subject company derives directly and indirectly more than 50% of its value from real estate in the PRC, the equity shareholding threshold shall be 100%; for the aforesaid indirect shareholding, the equity interest shall be calculated by multiplying the equity shareholding percentage at each level; (2) The current indirect transfer does not result in a reduction in the PRC income tax

payable on the proceeds from subsequent potential indirect transfers of the PRC Taxable Properties; and (3) The transferee pays the consideration for the indirect transfer solely in the form of its equity interest or the equity interest of entities with equity controlling holding relationship (excluding equity interest in publicly listed companies).

On October 17, 2017, the SAT issued the Announcement of the State Administration of Taxation on Issues Concerning the Withholding of Non-resident Enterprise Income Tax at Source (《國家稅務總局關於非居民企業所得稅源泉扣繳有關問題的公告》, “Announcement No. 37”), which will become effective on December 1, 2017. The Announcement No. 37 shall apply in handling matters relating to the withholding of non-resident enterprise income tax at source in accordance with Article 37, Article 39 and Article 40 of the EIT Law, and shall not apply to the matters relating to the implementation of Article 38 of the EIT Law.

The income from the transfer of property as prescribed in Item (2) of Article 19 of the EIT Law shall include the income from the transfer of equity and other equity investment assets (“Equity”). The balance of the income from the transfer of Equity less the net value of Equity shall be taxable income from the transfer of Equity. Income from transfer of Equity shall refer to the consideration collected by the transferor of Equity for transfer of Equity, including various incomes in the form of currency or in non-currency form.

Net value of Equity refers to the taxable base for obtaining such Equity. Taxable base is the cost of capital actually paid by the Equity transferor to the Chinese resident enterprise when making investment in shares or the cost for accepting the transfer of such Equity actually paid by the Equity transferor to the original transferor when purchasing such Equity. In case of decrease or increase of value of Equity during the period of holding thereof, the net value of the Equity shall be adjusted accordingly if the loss or profits can be confirmed according to the provisions of the competent department of finance or the competent department of taxation of the State Council. In calculating the income from the transfer of Equity, an enterprise shall not deduct the amount that may be distributed based on such Equity from the undistributed profits of the invested enterprise or any other retained earnings of shareholders. Where the same Equity invested or purchased on multiple occasions is transferred in part, the corresponding cost of the transferred Equity shall be determined according to the proportion thereof in the total cost of such Equity.

Where amount paid or payable when due by the withholding agent is paid or denominated in a currency other than Renminbi, the foreign currency shall be converted respectively according to the following circumstances: (i) Where the withholding agent withholds the enterprise income tax, the taxable income of the non-resident enterprise shall be calculated by conversion into Renminbi according to the RMB central parity rate on the date of occurrence of the withholding obligation. The date of occurrence of the withholding obligation shall be the date when relevant amount is actually paid or payable when due. (ii) Where the non-resident enterprise that has obtained income voluntarily declares and pays the amount of the tax to be withheld at source before the competent tax authority orders it to pay the tax within a specified time limit, the taxable income of the non-resident enterprise shall be calculated by conversion into Renminbi according to the RMB central parity rate on the date immediately prior to the date when the tax payment voucher is issued. (iii) Where the competent tax authority orders the non-resident enterprise that has obtained income to pay within a specified time limit the tax that should be withheld at source, the taxable income of the non-resident enterprise shall be calculated by conversion into Renminbi according to the RMB central parity rate on the date immediately prior to the date when the competent tax authority makes the decision on payment of the tax within the specified time limit.

In the case the income from the transfer of property or the net value of property denominated in a currency other than Renminbi, based on the three circumstances respectively, i.e., withholding of the tax by the withholding agent, declaration and payment of tax by the taxpayer voluntarily and order by the competent tax authority to pay tax within a specified time limit, the amount of the item denominated in a currency other than Renminbi shall be converted into the amount in RMB by referring to the provision of Article 4 of this Announcement and then taxable income of the non-resident enterprise from transfer of property shall be calculated according to Item (2) of Article 19 of the EIT Law and other relevant provisions. The currency for



denominating the net value of property or the income from transfer of property shall be determined according to the currency denominating the payment actually made or collected when the property is obtained or transferred. Where the circulation of the original currency denominating the payment is stopped and new currency is put into use, calculation shall be made after the original currency is converted into new currency according to the market rate of converting the original currency into new currency.

Where the withholding agent and the non-resident enterprise enter into a business contract relating to the income specified in Paragraph 3 of Article 3 of the EIT Law, the tax required to be withheld shall be calculated and paid by converting the tax-exclusive income obtained by the non-resident enterprise into the tax-inclusive income, provided that it is agreed in the contract that the withholding agent shall actually bear the payable tax.

Where the income obtained by the withholding agent and required to be withheld at source is in the form of dividends, extra dividends or any other equity investment gains, the date of occurrence of the obligation for withholding relevant payable tax is the date of actual payment of the dividends, extra dividends or other equity investment gains.

Where the non-resident enterprise receives in installments the income subject to withholding of tax at source from the same transfer of property, the amount received thereby in installments can be deemed as the recovered cost of the property invested previously and the withholding tax shall be calculated and paid after the recovery of the cost in full.

## **Business Tax**

Under the Interim Regulations on Business Tax of the PRC (《中華人民共和國營業稅暫行條例》) promulgated by the State Council on December 13, 1993 and revised on November 10, 2008, effective from January 1, 2009, providing labor service in Mainland China is subject to business tax. Taxable services include sale of real estates in Mainland China. Business tax rate is from 3% to 20%, depending on the type of services provided. Sale of real estates and other improvements on the land attracts a business tax at 5% of the turnover of selling such properties, which is payable by the selling enterprise to the relevant local tax authorities.

Pursuant to the Notice on Adjustment of Transforming Business Tax to Appreciation Tax (《關於全面推開營業稅改徵增值稅試點的通知》) (Cai Shui [2016] No. 36) issued on March 23, 2016 and implemented on May 1, 2016, and amended on July 1, 2017 by the MOF and the SAT, the pilot program of replacing business tax with appreciation tax shall be implemented nationwide effective from May 1, 2016 and all business tax payers in industry areas, including construction, real estate, finance and consumer service, shall be included in the scope of the pilot program and pay appreciation tax instead of business tax. According to the said regulation, the sale of self-developed old real estate projects (refers to real estate projects launched time before April 30, 2016 stating on the construction works commencement permit) by common taxpayer among real estate developers shall be subject to a simple tax rate of 5%, whereas, for self-developed real estate after May 1, 2016 by common taxpayer among real estate developers shall be subject to a general method tax rate of 5%. Moreover, real estate developers selling real estate project by advance payment will be subject to an appreciation tax of 3% when receiving the advance payment.

## **Land Appreciation Tax (LAT)**

Under the Interim Regulations on Land Appreciation Tax of the PRC (《中華人民共和國土地增值稅暫行條例》) promulgated by the State Council on December 13, 1993 and effective from January 1, 1994, and revised on January 8, 2011 as well as its implementation rules issued on January 27, 1995, land appreciation tax is payable on the appreciation value derived from the transfer of land use rights and buildings or other facilities on such land, after deducting the “deductible items” that include the followings:

- Payment made to acquire land use rights;



- Costs and charges incurred in connection with land development;
- Construction costs and charges for newly constructed buildings and facilities, or assessed value for old buildings and facilities;
- Taxes in connection with the transfer of real estates; and
- Other deductible items allowed by MOF.

The land appreciation tax shall adopt four levels of progressive tax rates, ranging from 30% to 60% of the appreciation value as follows:

<u>Appreciation value</u>	<u>LAT rate</u>
Portion not exceeding 50% of deductible items . . . . .	30%
Portion over 50% but not more than 100% of deductible items . . . . .	40%
Portion over 100% but not more than 200% of deductible items . . . . .	50%
Portion over 200% of deductible items . . . . .	60%

Exemption from LAT is available to the following cases:

- Taxpayers constructing ordinary residential properties for sale, where the appreciation amount does not exceed 20% of the sum of deductible items;
- Real estates taken over or recovered according to laws due to the construction needs of the State;
- Relocation due to the need of city planning and national construction;
- Due to redeployment of work or improvement of living standard, transfer by individuals of originally self-occupied residential properties after five years or more of self-residence with the approval of the tax authorities.

SAT issued the Circular on Careful Management of Land Appreciation Tax Collection (《關於認真做好土地增值稅徵收管理工作的通知》) on July 10, 2002 to require local authorities to optimize the withholding methods of LAT. This requirement is restated in the Circular of SAT on Further Strengthening Administration Work in Relation to the Collection of Urban Land Use Tax and Land Appreciation Tax (《國家稅務總局關於進一步加強城鎮土地使用稅和土地增值稅徵收管理工作的通知》) issued on August 5, 2004 by SAT. On December 28, 2006, SAT promulgated the Circular Concerning the Administration of Settlement of Land Appreciation Tax Imposed on Real Estate Developers (《關於房地產開發企業土地增值稅清算管理有關問題的通知》), effective from February 1, 2007. Starting from February 1, 2007, real estate developers shall settle the LAT in connection with their real estate development projects with the competent tax bureau at applicable tax rates. LAT shall be settled on the basis of the real estate development projects examined and approved by the relevant authority, and projects developed in phases shall be settled on the basis of the project phase.

LAT must be paid if a project meets any one of the following requirements:

- The real estate development project has been completed and sold out;
- The entire uncompleted and unsettled development project has been transferred; or
- The land use right of the relevant project has been transferred.

In addition, the competent tax authorities may require a real estate developer to settle the LAT in any one of the following circumstances:

- For completed real estate development projects, the transferred GFA represents more than 85% of the total saleable GFA, or if the proportion is less than 85%, the remaining saleable GFA has been leased out or used by the developer;

- The project has not been sold out three years after obtaining the sale or pre-sale permit;
- The developer applies for cancellation of tax registration without having settled the LAT; or
- Other conditions stipulated by the provincial tax authorities.

The provincial tax authorities will, taking into account of the local practical conditions, stipulate specific rules or measures on the management of the LAT settlement as required by the circular.

SAT issued the Circular on the Publication of the Administrative Rules for the Settlement of Land Appreciation Tax (《關於印發〈土地增值稅清算管理規程〉的通知》) on May 12, 2009, effective from June 1, 2009, which reiterated the above standards and requirements in the circular. On May 19, 2010, SAT issued the Circular on Issues Concerning Settlement of Land Appreciation Tax (《關於土地增值稅清算有關問題的通知》), which clarifies the revenue recognition in the settlement of land appreciation tax and other relevant issues. According to the circular, in the settlement of land appreciation tax, if the sales invoices of commodity housing are issued in full, the revenue shall be recognized based on the amount indicated in the invoices; if sales invoices are not issued or are issued in part, the revenue shall be recognized based on the purchase price and other income indicated in the sales contract signed by both parties. If the area of a commodity housing specified in a sales contract is inconsistent with the actual area measured by the relevant authorities and the purchase price has already been made up or returned before the settlement of land appreciation tax, adjustments shall be made in the calculation of land appreciation tax. The circular provides that the deed tax paid by a real estate developer for obtaining land use right shall be treated as the “relevant fees paid in accordance with the uniform regulations of the State” and be deducted as the “amount paid for obtaining land use right”.

On May 25, 2010, SAT published the Circular on Strengthening the Collection and Administration of Land Appreciation Tax (《關於加強土地增值稅徵管工作的通知》) to require all local governments to scientifically formulate the withholding tax rate and strengthen the withholding of land appreciation tax. According to the circular, all local governments shall make adjustments to the current withholding rate. Apart from indemnificatory housing, the withholding rate of provinces in the eastern region shall not be lower than 2%, the provinces in the central and northeastern region shall not be lower than 1.5% and the provinces in western region shall not be lower than 1%. The local governments shall determine the appropriate withholding rates applicable to different types of real estates.

Pursuant to the Interim Measures on the Management of Value Added Tax of Self-developed Real Estate Project by the Sale of Real Estate Developers (《房地產開發企業自行開發的房地產專案增值稅增收管理暫行辦法》) issued on March 31, 2016 and implemented on May 1, 2016 by SAT, the real estate developer which sell self-developed real estate projects shall pay the appreciation tax (“VAT”). VAT is payable by taxpayers in the calendar month immediately following receipt of the presale proceeds of self-developed real estates in accordance with the following formula:  $VAT = \text{prepayments} \div (1 + \text{applicable taxable rate or levy rate}) \times 3\%$ . Where the method of general VAT taxation is applicable, the applicable taxable rate is 11%, and where the method of simplified VAT taxation is applicable, the levy rate is 5%.

## Deed Tax

Under the Interim Regulations on Deed Tax of the PRC (《中華人民共和國契稅暫行條例》) promulgated by the State Council on July 7, 1997 and effective from October 1, 1997, deed tax is chargeable to transferees of land use right and/or ownership of real estates in the PRC. These taxable transfers include:

- Grant of state-owned land use rights;
- Sale, gift and exchange of land use rights; and
- Sale, gift and exchange of buildings.

Deed tax rate is from 3% to 5% subject to determination by local governments at the provincial level in light of the local conditions.

On September 29, 2010, SAT, MOF and MOHURD issued the Circular on Adjusting the Preferential Policies on Deed Tax and Individual Income Tax in Real Estate Deals (《關於調整房地產交易環節契稅個人所得稅優惠政策的通知》), effective from October 1, 2010, which provides that where an individual purchases an ordinary house as the sole house for his/her family (family members include the purchaser and his/her spouse and minor children, hereinafter the same) to live in, deed tax thereon shall be reduced by half. Where an individual purchases an ordinary house of 90 sq.m. or less as the sole house for his/her family to live in, the deed tax shall be reduced and levied at the rate of 1%. The tax authority shall inquire about the deed tax payment record of a taxpayer. In respect of individual purchase of an ordinary house that fails to satisfy the above requirements, no preferential tax policies set out above may be enjoyed.

Pursuant to the Notice on Adjustment of Preferential Treatment Policies in Respect of Deed Tax and Business Tax on Real Estate Transactions (《關於調整房地產交易環節契稅、營業稅優惠政策的通知》) promulgated by MOF, SAT and MOHURD on February 17, 2016 and became effective on February 22, 2016, the rate of deed tax payable for real estate transactions is adjusted downward as follows:

- for an individual purchasing the only residential property for his/her household, the rate of deed tax is adjusted downward to 1% for a property of 90 sq.m. or less and to 1.5% for a property of more than 90 sq.m.; and
- for an individual purchasing the second residential property for his/her household to improve the living conditions, the rate of deed tax is reduced to 1% for a property less than 90 sq.m. or less and to 2% for a property of more than 90 sq.m.

Beijing, Shanghai, Guangzhou and Shenzhen are not subject to the above deed tax preferential treatment policies temporarily.

### **Urban Land Use Tax**

Pursuant to the Interim Regulations on Urban Land Use Tax of the PRC (《中華人民共和國城鎮土地使用稅暫行條例》) promulgated by the State Council on September 27, 1988 and revised on December 31, 2006, the urban land use tax is levied based on the area of the relevant land. As of January 1, 2007, the annual tax on each sq.m. of urban land shall be between RMB0.6 and RMB30.0.

### **Real Estate Tax**

Under the Interim Regulations on Real Estate Tax of the PRC (《中華人民共和國房產稅暫行條例》) promulgated by the State Council on September 15, 1986 and effective from October 1, 1986, the real estate tax is 1.2% if calculated on the basis of the residual value of the real estate and 12% if calculated on the basis of the rental of the real estate.

### **Stamp Duty**

Under the Interim Regulations on Stamp Duty of the PRC (《中華人民共和國印花稅暫行條例》) promulgated by the State Council on August 6, 1988 and effective from October 1, 1988, for transfer instruments of property rights, including those in respect of property ownership transfer, the duty rate is 0.05% of the amount stated therein; for permits and certificates relating to rights, including real estate title certificates and certificates of land use right, stamp duty is levied on an item-by-item basis of RMB5.0 per item.

### **Urban Maintenance and Construction Tax**

Under the Interim Regulations on Urban Maintenance and Construction Tax of the PRC (《中華人民共和國城市維護建設稅暫行條例》) promulgated by the State Council on February 8, 1985 and amended on January 8, 2011, starting from 1985, any taxpayer of product tax, value-added tax or business tax, whether an enterprise or

an individual, is liable for an urban maintenance and construction tax. The tax rate is 7% for a taxpayer whose domicile is in an urban area, 5% for a taxpayer whose domicile is in a county or a town, and 1% for a taxpayer whose domicile is not in any urban area, county or town.

On October 18, 2010, the State Council issued the Circular on Unifying the System of Urban Maintenance and Construction Tax and Education Surcharge Paid by Domestic and Foreign-invested

### **Enterprises and Individuals**

(《關於統一內外資企業和個人城市維護建設稅和教育費附加制度的通知》), which provides that, starting from December 1, 2010, the “Interim Regulations on Urban Maintenance and Construction Tax of the People’s Republic of China” promulgated in 1985 shall be applicable to foreign-invested enterprises, foreign enterprises and individual foreigners. Laws, regulations, rules and policies on urban maintenance and construction tax promulgated by the State Council and the competent finance and tax authorities under the State Council since 1985 shall also be applicable to foreign-invested enterprises, foreign enterprises and individual foreigners.

### **Education Surcharge**

Under the Interim Provisions on Imposition of Education Surcharge (《徵收教育費附加的暫行規定》) promulgated by the State Council on April 28, 1986 and revised on June 7, 1990, August 20, 2005 and January 8, 2011, any taxpayer of value-added tax, business tax or consumption tax, whether an individual or an enterprise, is liable for an education surcharge, unless such taxpayer is required to pay a rural area education surcharge as provided by the Circular of the State Council on Raising Funds for Schools in Rural Areas (《國務院關於籌措農村學校辦學經費的通知》).

On October 18, 2010, the State Council issued the Circular on Unifying the System of Urban Maintenance and Construction Tax and Education Surcharge Paid by Domestic and Foreign-invested Enterprises and Individuals, which provides that, starting from December 1, 2010, the Interim Provisions on Imposition of Education Surcharge promulgated in 1986 shall be applicable to foreign-invested enterprises, foreign enterprises and individual foreigners. Laws, regulations, rules and policies on education surcharge promulgated by the State Council and the competent finance and tax authorities under the State Council since 1986 shall also be applicable to foreign-invested enterprises, foreign enterprises and individual foreigners.

## **FOREIGN EXCHANGE CONTROL**

As the Company, incorporated in the Cayman Islands with limited liabilities, is a foreign investor under Chinese laws, we are subject to foreign currency regulations that are related to capital contribution and repatriation of dividends and other proceeds.

### **General Regulations**

The lawful currency of the PRC is the Renminbi, which is subject to foreign exchange control and is not freely convertible into foreign exchange at the time being. SAFE, under the authority of PBOC, is empowered to administer all matters relating to foreign exchange, including the enforcement of foreign exchange control regulations.

Prior to December 31, 1993, a quota system was used for the management of foreign exchange in the PRC. Any enterprise requiring foreign currency was required to obtain a quota from the local SAFE before it could convert the Renminbi into foreign currency through the Bank of China or other designated banks. Such conversion had to be effected at the official rate prescribed by SAFE on a daily basis.

On December 28, 1993, PBOC, under the authority of the State Council, promulgated the Circular of the People’s Bank of China Concerning Further Reform of the Foreign Currency Control System (《中國人民銀行關

於進一步改革外匯管理體制的公告》), effective from January 1, 1994 (abolished on August 28, 2009). The circular announced the abolition of the foreign exchange quota system, the implementation of conditional conversion of RMB in current account items, the establishment of the system of settlement and payment of foreign exchange by banks and the unification of the official Renminbi exchange rate and the Renminbi market rate established by swap centers.

On January 29, 1996, the State Council promulgated the Administrative Regulations on Foreign Exchange of the PRC (《中華人民共和國外匯管理條例》), the “Administrative Regulations on Foreign Exchange”) which became effective from April 1, 1996 and was subsequently amended on January 14, 1997 and August 5, 2008. The Administrative Regulations on Foreign Exchange classifies all international payments and transfers into current account items and capital account items. Current account items are no longer subject to SAFE’s approval while capital account items are still subject to its approval.

On June 20, 1996, PBOC promulgated the Regulations for Administration of Settlement, Sale and Payment of Foreign Exchange (《結匯、售匯及付匯管理規定》) (the “Settlement Regulations”) which became effective on July 1, 1996. The Settlement Regulations superseded the Provisional Regulations and abolished the remaining restrictions on the convertibility of foreign exchange in respect of current account items while retaining the existing restrictions on foreign exchange transactions in respect of capital account items.

The Administrative Regulations on Foreign Exchange was amended by the State Council on August 1, 2008 and became effective on August 5, 2008. Under the revised Administrative Regulations on Foreign Exchange, the compulsory settlement of foreign exchange is dropped. As long as the foreign exchange income and expenses under the current accounts are based upon real and legal transactions, the foreign exchange income generated from current account transactions may be retained or sold by individuals and entities to financial institutions engaged in foreign currency settlement and sale according to the provisions and terms to be set forth by SAFE. Whether to retain or sell the foreign exchange income generated from capital account transactions to financial institutions engaged in foreign currency settlement and sale is subject to the approval of SAFE or its branches, except otherwise stipulated by the State. Foreign exchange or Renminbi funds for settlement under the capital account must be used in the way as approved by SAFE and its branches, and SAFE and its branches are empowered to supervise the use of the foreign exchange or Renminbi funds for settlement under the capital account and the alterations of the capital accounts.

According to the SAFE Notice 19, for actual needs of business operation, foreign invested enterprises may convert their foreign currency capital into Renminbi at their own discretions. The ratio of the discretionary settlement of foreign currency capital of foreign enterprises is tentatively set at 100%, which is subject to adjustment by SAFE in accordance with the status of international balance of payment. In addition, the foreign currency registered capital of a foreign-invested enterprise that has been settled in Renminbi may only be used for purposes within the business scope approved by the applicable governmental authority and shall not be used for the following purposes: (i) directly or indirectly used for expenditures prohibited by the laws and regulations or beyond the enterprise’s business scope; (ii) directly or indirectly used for securities investments unless otherwise specified by laws and regulations; (iii) directly or indirectly used for providing Renminbi entrusted loans (unless permitted in the business scope), repaying loans between enterprises (including third party cash advance), or repaying bank loans it has obtained and on-lent to third parties; (iv) used to purchase non-self-use real estate, except for foreign invested real estate enterprises. Furthermore, foreign invested enterprises whose main business is investment are allowed to directly settle their foreign currency capital and transfer that amount into the account of the enterprise being invested, provided that the domestic investment project is real and compliant. For an ordinary foreign invested enterprise intending to engage in domestic equity investment using Renminbi settled from foreign currency capital, Circular 19 stipulates that the enterprise being invested shall first complete a domestic reinvestment registration and open a foreign currency settlement account with local foreign exchange authority (bank), after which the investing enterprise may transfer the Renminbi settled (consisting of the actual amount of the investment) to the account opened by the enterprise being invested.



## **Renminbi Exchange Rate Regulations**

On January 1, 1994, the dual exchange rate system for Renminbi was abolished and replaced by a single controlled floating exchange rate system, which was based on market demand and supply. Pursuant to such system, PBOC set and published the daily Renminbi-US dollar exchange rate. Such exchange rate was determined with reference to the transaction price for RMB-US dollar in the inter-bank foreign exchange market on the previous day. PBOC would also, with reference to exchange rates in the international foreign exchange market, announced the exchange rates of the Renminbi against other major foreign currencies. In foreign exchange transactions, designated foreign exchange banks may, within a specified range, freely determine the applicable exchange rate in accordance with the rate announced by PBOC.

On July 21, 2005, PBOC announced that, beginning from July 21, 2005, China will implement a regulated and managed floating exchange rate system based on market supply and demand and by reference to a basket of currencies. The Renminbi exchange rate is no longer pegged to the US dollar only. PBOC will announce the closing price of the Renminbi exchange rate, such as the trading price of US dollar against RMB, in the inter-bank foreign exchange market after the closing of the market on each business day, setting the central parity for trading of Renminbi on the following business day.

## **Foreign Exchange Registration of Offshore Special Purpose Companies**

On October 21, 2005, SAFE issued the Circular on Issues Relating to the Administration of Foreign Exchange in Fund-raising and Round-trip Investment Activities of Domestic Residents Conducted via Offshore Special Purpose Companies (《關於境內居民通過境外特殊目的公司融資及返程投資外匯管理有關問題的通知》, “No. 75 Circular”), which became effective on November 1, 2005. According to the circular, a “special purpose company” refers to an offshore company established or indirectly controlled by a PRC resident for the purpose of carrying out offshore financing with his/her assets or equity interest in a domestic enterprise. Prior to establishing or controlling such a special purpose company, each PRC resident must complete the overseas investment foreign exchange registration procedures with the relevant local SAFE branch.

SAFE issued the Circular on Further Improving and Adjusting the Direct Investment Foreign Exchange Administration Policies (《關於進一步改進和調整直接投資外匯管理政策的通知》) on November 19, 2012, effective on December 17, 2012 and amended on May 4, 2015. The circular contains an attachment which made specific provisions on the implementation of various matters, including the foreign exchange registration and alteration of special purpose company, establishment of special purpose company and merger and acquisition of domestic enterprises, as well as foreign exchange registration of newly-established foreign-invested enterprises and merger and acquisition of domestic enterprises by foreign-invested enterprises.

On July 4, 2014, SAFE issued the Circular on Issues Relating to the Administration of Foreign Exchange in Overseas Investment, Fund-raising and Round-trip Investment Activities of Domestic Residents Conducted via Offshore Special Purpose Companies (《關於境內居民通過特殊目的公司境外投融資及返程投資外匯管理有關問題的通知》, “No. 37 Circular”) to further simplify and facilitate the cross-border capital transactions involved in the investment and financing activities carried out by domestic residents through special purpose companies, which became effective on the date of promulgation. According to the No. 37 Circular, a “special purpose company” refers to an offshore company that are directly established or indirectly controlled for the purpose of investment and financing by Mainland China residents (including Mainland China institutions and Mainland China individuals) with their legitimate holdings of the assets or interests in Mainland China enterprises, or their legitimate holdings of overseas assets or interests. Prior to making contribution to a special purpose company with legitimate holdings of domestic or overseas assets or interests, a Mainland China resident shall apply to the relevant local SAFE branch for foreign exchange registration of overseas investment. The No. 75 Circular was repealed on the effective date of the No. 37 Circular.

On February 13, 2015, SAFE issued the Circular on Issues Relating to the Policies of the Foreign Exchange Administration in Direct Investment (《國家外匯管理局關於進一步簡化和改進直接投資外匯管理政策的通知》),



“No. 13 Circular”), which came into effect on June 1, 2015, to further simplify the procedures of foreign exchange administration applicable to direct investment. According to the No. 13 Circular, banks shall directly examine and handle foreign exchange registration under domestic direct investment and foreign exchange registration under overseas direct investment including the foreign exchange registration under the No. 37 Circular.

On January 26, 2017, SAFE issued the Notice of the State Administration of Foreign Exchange on Further Promoting the Reform of Foreign Exchange Administration and Improving Authenticity and Compliance Review (《國家外匯管理局關於進一步推進外匯管理改革完善真實合規性審核的通知》, “Notice No. 3”), becoming effective on the same date, which aims to further deepening the reform of foreign exchange administration, streamlining policies and delegating authority, supporting the development of the real economy, promoting trade and investment facilitation, and establishing and improving a capital flow management system under the macro-prudent management framework. The Notice No. 3 provides that funds under overseas loans secured by domestic guarantees shall be allowed to be repatriated to the Mainland for use. A debtor may directly or indirectly repatriate the funds under guarantee to the Mainland for use by way of disbursing loans in the Mainland, equity investment, etc. The model of full-coverage RMB and foreign currency overseas lending management shall be adopted. Where a domestic institution engages in overseas lending, the sum of its outstanding overseas lending in RMB and outstanding overseas lending in foreign currencies shall not exceed 30% of its owner’s equity in the audited financial statements of the preceding year.

### **Special Foreign Exchange Regulations on Real Estate Enterprises**

On September 1, 2006, SAFE and Ministry of Construction jointly issued the Circular on Regulating Issues Relevant to Administration of Foreign Exchange in the Real Estate Market (《關於規範房地產市場外匯管理有關問題的通知》) (amended on May 4, 2015). The circular provides that:

- where a FIREE fails to obtain a state-owned land use right certificate or to make its capital fund for a development project reach 35% of the total investment to the project, the foreign exchange bureau shall not register the foreign debt or approve the settlement of foreign debt;
- where a foreign institution or individual acquires a domestic real estate enterprise but fails to pay the transfer price in a lump sum with its (his) own fund, the foreign exchange bureau shall not register the foreign exchange income from the transfer of equities;
- the domestic and foreign investors of a FIREE shall not reach an agreement including any clauses which promise a fixed return or fixed revenue in any disguised form to any party, otherwise the foreign exchange bureau will not handle the foreign exchange registration or registration alteration for the foreign-invested enterprise; and
- the funds in the foreign exchange account exclusive for foreign investors opened by a foreign institution or individual in a domestic bank shall not be used for real estate development or operation. The circular also provides for the foreign exchange handling process related to the purchase and sale of commodity houses in the PRC by branches of overseas institutions established in the PRC, overseas individuals, Hong Kong, Macao or Taiwan residents and overseas Chinese.

### **FOREIGN INVESTMENT AND ACQUISITION**

As the Company, incorporated in the Cayman Islands with limited liabilities, is a foreign investor under Chinese laws, all of its PRC subsidiaries are foreign-invested enterprises. We are therefore subject to laws and regulations relating to foreign investment in China.

According to the Provisions on the Mergers and Acquisitions of Domestic Enterprises by Foreign Investors (《關於外國投資者併購境內企業的規定》) which became effective on September 8, 2006 and amended on June 22, 2009, a foreign investor is required to obtain necessary approvals when it (i) acquires the equity interests

of a domestic enterprise or subscribes to the increased capital of a domestic enterprises in order to convert the domestic enterprise into a foreign-invested enterprise; or (ii) establishes a foreign-invested enterprise through which it purchases the assets of a domestic enterprise and operates these assets, or purchases the assets of a domestic enterprise and invests such assets to establish a foreign-invested enterprise. Furthermore, under the M&A Provisions, foreign acquisitions under specified circumstances shall be subject to the approval of MOFCOM, rather than local commercial authorities and such requirement shall not be evaded by domestic investment of a foreign-invested enterprise or by any other means.

## **DIVIDEND DISTRIBUTION**

According to the Company Law of the PRC (《中華人民共和國公司法》), the Sino-Foreign Equity Joint Venture Enterprise Law of the PRC (《中華人民共和國中外合資經營企業法》) and its Implementing Regulations, sino-foreign equity joint venture enterprises, or EJV, in China may pay dividends only out of their accumulated profit, if any, determined in accordance with PRC accounting standards and regulations. After making up for any deficit in prior years pursuant to the PRC laws, an EJV in China is required to set aside each year as general reserves at least 10% of its after-tax profit, determined in accordance with PRC accounting standards and regulations, until the cumulative amount of such reserves reaches 50% of its registered capital. These reserves are not distributable as cash dividends.

The shareholders of an EJV may, in their discretion, allocate a portion of the enterprise's after-tax profit to such enterprise's staff welfare and bonus funds. EJV that are in deficit or liquidation may not distribute dividends.

## MANAGEMENT

Our board is responsible and has general powers for the management and conduct of our business. The table below shows certain information in respect of the members of our board:

<u>Name</u>	<u>Age</u>	<u>Position</u>
Mr. Ou Zonghong	48	Chairman, Executive Director and Chief Executive Officer
Mr. Wu Jian	47	Executive Director and Vice President
Mr. Lin Junling	40	Executive Director and Vice President
Ms. Zeng Feiyan	42	Executive Director, Chief Financial Officer and Co-Company Secretaries
Mr. Lo, Wing Yan William	56	Independent Non-executive Director
Mr. Ren Yunan	42	Independent Non-executive Director
Mr. Qu Wenzhou	45	Independent Non-executive Director
Mr. Ruan Youzhi	42	Assistant to the Chairman
Ms. Ng Wing Shan	41	Co-Company Secretaries

### Executive Directors

**Mr. Ou Zonghong**, aged 48, is the founder of our Group. Mr. Ou has been a Director since September 11, 2014, the Chairman of the Board since December 1, 2014 and was re-designated as our Executive Director and appointed as our Chief Executive Officer on December 15, 2014. Mr. Ou is primarily responsible for the overall development strategy and daily operation of our Group. He has more than 20 years of experience in the property development and construction industries. Mr. Ou established Putian Transport Engineering Company Limited on August 1, 1995, which engaged in the construction of motorways. On April 20, 2000, Mr. Ou started his engagement with the property related business and established Putian Transport and Real Estate Development Company Limited. On September 23, 2003, Mr. Ou established Rongxin Fujian (formerly known as Fujian Rongxin Real Estate Development Company Limited). Mr. Ou has been a director of Renmin University of China since October 18, 2011. Mr. Ou has also been the managing vice president of the Federation of Fujian Enterprise and Entrepreneur Association since April 2012. Mr. Ou has also assumed various positions in the subsidiaries of our Company, including being the sole director of Rongda Company Limited since September 11, 2014, the sole director of Rongtai Company Limited since September 26, 2014, a director of Rongxin Fujian since September 23, 2003, a director of Rongxin (Zhangzhou) Property Company Limited from January 7, 2011 to February 1, 2013 and a director of Fujian Rongshengmei Business Information Consultancy Company Limited (“Fujian Rongshengmei”) since October 28, 2014. Mr. Ou was awarded membership within the fourteenth and fifteenth sessions of the Excellent Entrepreneurs of Fujian in December 2011 and June 2014, respectively. He also received the Silver Award of the Ten Young Entrepreneurs of Fujian in April 2008.

**Mr. Wu Jian**, aged 47, has been an Executive Director since December 1, 2014 and the Vice President of our Group since January 2012. Mr. Wu Jian is primarily responsible for assisting the planning of corporate strategy, assisting Mr. Ou Zonghong to manage the daily operation of our Group and supervise the sales and marketing departments. He has more than 10 years of experience in the property development industry. Mr. Wu Jian joined our Group in March 2004 and had assumed various positions since then, including as the vice general manager of Rongxin Fujian from March 2004 to April 2009, the vice general manager of Fuzhou Shiou Property Development Co., Ltd. (“Shiou Property”), one of the joint ventures of our Group, from April 2009 to December 2010 and the general manager of Rongxin Fujian from December 2010 to December 2011. Before joining our Group, Mr. Wu Jian had been engaged with Fuzhou Architectural Design Institute from April 1994 to May 2004, working at various time as an engineer, the engineer-in-charge and the vice chief engineer. Mr. Wu Jian has been

a senior engineer authorized by the Leading Group for Professional Title Reform of Fuzhou since January 2002. Mr. Wu Jian graduated from Shanghai Jiao Tong University in Shanghai in July 1991 with a bachelor's degree in industrial and civil architecture and from Zhejiang University in Hangzhou, Zhejiang province in March 1994 with a master's degree in structural engineering. Mr. Wu Jian has also assumed various positions in the subsidiaries of our Company, including as a director of Rongxin Fujian since August 1, 2007, a director of Fuzhou Investment from June 7, 2011 to May 21, 2012, a director of Rongxin (Xiamen) Property Development Company Limited from January 11, 2013 to July 7, 2014, a director of Hemei (Shanghai) Property Development Company Limited ("Hemei Shanghai Property") from May 20, 2013 to September 13, 2013 and a director of Fujian Rongshengmei since October 28, 2014.

**Mr. Lin Junling**, aged 40, has been an Executive Director since December 1, 2014 and the Vice President of the Group since January 2014. Mr. Lin Junling is primarily responsible for assisting the planning of corporate strategy and management of the business operations of our Group in Eastern China. Mr. Lin Junling joined our Group in September 2003. He has approximately 15 years of experience in the property development industry. He has served as the executive vice general manager of Rongxin Fujian from September 2003 to August 2007, the general manager of Rongxin Fujian from August 2007 to April 2010, the chairman of Shiou Property, one of the joint ventures of the Group, from April 2010 to December 2013 and the general manager of the Eastern China based companies of the Group since January 2014. Before joining the Group, Mr. Lin Junling had served as the general manager of Putian Transport and Property Development Company Limited from January 2001 to September 2003. Mr. Lin Junling obtained an associate degree in architecture finance and accounting from Fujian College of Architecture (now known as Fujian University of Technology) in Fuzhou, Fujian province in June 1999. He is currently a candidate for a master's degree in business administration in Xiamen University in Xiamen, Fujian province. In December 2014, Mr. Lin Junling was awarded the 2014 Outstanding Manager of China for the Year award. Mr. Lin Junling has also assumed various positions in the subsidiaries of our Company, including as a director of Rongxin Fujian from August 1, 2007 to September 8, 2011 and since May 7, 2012, a director of Xiamen Property since April 21, 2014, a director of Hangzhou Kaizhu Rongxin Property Development Company Limited since May 16, 2014, a director of Hangzhou Rongxin Kaisheng Property Development Company Limited since May 14, 2014, the sole director of Shanghai Qianheng Property Company Limited since April 21, 2014 and a director of Fujian Rongshengmei since October 28, 2014.

**Ms. Zeng Feiyan**, aged 42, has been an Executive Director since July 27, 2015 and the chief financial officer since she joined our Group in August 2013. She is primarily responsible for the financial affairs and company secretarial matters of our Group. Before joining our Group, Ms. Zeng Feiyan has more than 10 years of finance-related experiences in various entities. Ms. Zeng Feiyan had served as the manager of the operation and financial management center and the vice director of the supervisory committee of Hopson Development Holdings Limited (a property development company listed on the Main Board of the Stock Exchange, stock code: 754) from May 2003 to October 2007. She was the vice general manager responsible for finance and investment management of Guangdong Pearl River Investment Management Group Company Limited (a company principally engaged in the investment in energy and infrastructure projects) from October 2007 to September 2011, and the vice president and secretary of the board of directors of Cnhomeland Environmental Co., Ltd. (an environmental-protection company engaged in the provision of environmental solutions services) from September 2011 to August 2013. Ms. Zeng Feiyan has been a certified public accountant authorized by the Institute of Certified Public Accountants of Guangdong Province since January 7, 2003. She has also been a senior economist as credentialed by the Senior Professional Titles Evaluation Committee of Dezhou Private Economic Organizations since September 26, 2013 and a Registered Tax Agents authorized by the Certified Tax Agents Association of Guangdong Province since December 13, 2011. Ms. Zeng Feiyan graduated from Changsha Communication College (now known as Changsha University of Science and Technology) in Changsha, Hunan province in June 1998 where she obtained a bachelor's degree in accounting. Ms. Zeng Feiyan graduated from Guanghua School of Management of Peking University with an executive master of business administration in 2016.

## Independent Non-executive Directors

**Mr. Lo, Wing Yan William**, aged 56, Justice of the Peace, has been our Independent Non-executive Director since January 13, 2016. He is primarily responsible for supervising and providing independent judgment to the Board. He is currently the vice chairman of Lovable International Holdings Ltd, a company engaged in the manufacture and sale of toys and children's products, the chairman of VS Media Ltd, a new media company, and the chairman of Strategenes Limited, a financial and strategy advisory firm in Hong Kong. Mr. Lo served as an executive director and vice president of China Unicom Limited (a company listed on the Main Board of the Stock Exchange which principally engages in the provision of cellular and fixed-line voice and related value-added services, stock code: 762) from July 2002 to March 2006, an independent non-executive director of I.T Limited (a company listed on the Main Board of the Stock Exchange which principally engages in retailing and trading fashion wears and accessories, stock code: 999) from October 2004 to May 2006, and an executive director, vice chairman, managing director and chief financial officer of I.T Limited from May 2006 to May 2009. He had also served as the vice chairman of South China Media Group from September 2011 to June 2014.

Mr. Lo currently serves as an independent non-executive director or independent director in several listed companies, including those set out below:

<u>Name of entity</u>	<u>Principal business</u>	<u>Place of listing and stock code</u>	<u>Position and period of time</u>
SITC International Holdings Company Limited	a company principally engaged in the provision of marine transportation services	listed on the Main Board of the Stock Exchange (stock code: 1308)	an independent non-executive director since September 2010
Jingrui Holdings Limited	a company engaged in property development	listed on the Main Board of the Stock Exchange (stock code: 1862)	an independent non-executive director since October 2013
CSI Properties Limited	a company engaged in property development	listed on the Main Board of the Stock Exchange (stock code: 497)	an independent non-executive director since April 2014
Television Broadcasts Limited	a free-to-air TV broadcaster and a commercial Chinese program producer	listed on the Main Board of the Stock Exchange (stock code: 511)	an independent non-executive director since February 2015
Nam Tai Electronics Inc. (now known as Nam Tai Property Inc.)	a company currently and principally engaged in property development and management	listed on the New York stock exchange (stock code: NTP)	an independent director since July 2003

Mr. Lo has been appointed as Justice of the Peace by the government of the HKSAR on July 1, 1999. He was also appointed as a member of Shantou Committee of Chinese People's Political Consultative Conference in 2003. Mr. Lo graduated from University of Cambridge in the United Kingdom with a master of philosophy degree in molecular pharmacology and a doctor of philosophy degree in genetic engineering in March 1986 and March 1988, respectively. He is also an academician of Downing College of University of Cambridge.

**Mr. Ren Yunan**, aged 42, has been an Independent Non-executive Director since January 13, 2016. He is primarily responsible for supervising and providing independent judgment to the Board. Mr. Ren Yunan obtained a bachelor degree in law from Peking University in Beijing in July 1997 and a master's degree in law from Harvard University in the U.S. in June 1999. Mr. Ren Yunan has been qualified to practice law in New York since March 2000 and is also admitted to practice in Hong Kong since March 2003.

Mr. Ren Yunan currently holds or has held directorship in several listed companies, including those set out below:

<u>Name of entity</u>	<u>Principal business</u>	<u>Place of listing and stock code</u>	<u>Position and period of time</u>
Prince Frog International Holdings Limited (now known as China Child Care Corporation Limited)	a company principally engaged in the design and provision of child care products	listed on the Main Board of the Stock Exchange (stock code: 1259)	an independent non-executive director from February 18, 2011 to October 15, 2015 and a non-executive director since October 16, 2015
Labixiaoxin Snacks Group Limited	a snack food provider	listed on the Main Board of the Stock Exchange (stock code: 1262)	a non-executive director since February 2015
Solar Power, Inc. (now known as SPI Energy Co., Ltd.)	a photovoltaic project developer	shares are traded on NASDAQ in the U. S. (stock code: SOPW)	an independent director since April 2015

**Mr. Qu Wenzhou**, aged 45, has been an Independent Non-executive Director since January 13, 2016. He is primarily responsible for supervising and providing independent judgment to the Board. Mr. Qu served as a professor of Business Management of Xiamen University from August 2007 to July 2013.

Mr. Qu Wenzhou has served as an independent non-executive director or independent director in several listed companies, including those set out below:

<u>Name of entity</u>	<u>Principal business</u>	<u>Place of listing and stock code</u>	<u>Position and period of time</u>
Mingfa Group (International) Company Limited	a property development company	listed on the Main Board of the Stock Exchange (stock code: 846)	an independent non-executive director and chairman of the audit committee since August 19, 2010
Fujian Cosunter Pharmaceutical Co., Ltd	a pharmaceutical company	listed on the Shenzhen stock exchange (stock code: 300436)	an independent director since December 2, 2014
Guangdong Baolihua New Energy Stock Co., Ltd	an energy company	listed on the Shenzhen stock exchange (stock code: 000690)	an independent director since March 24, 2015
Fujian Septwolves Industry Co., Ltd	a fashion design and manufacturing company	listed on the Shenzhen stock exchange (stock code: 002029)	an independent director since July 8, 2016
Geo-Jade Petroleum Corporation	a petroleum company	listed on the Shanghai stock exchange (stock code: 600759)	an independent director since July 27, 2016

Mr. Qu Wenzhou has been a member of the eleventh All-China Youth Federation since August 2010. He was awarded the Youth May 4th Medal of Fujian Province in May 2008. He has been a certified public accountant authorized by The Chinese Institute of Certified Public Accountants since November 2003 and a chartered financial analyst authorized by CFA Institute since November 2004. Mr. Qu Wenzhou graduated from Xiamen University in Xiamen, Fujian province with a bachelor's degree in science in July 1995. He also obtained his master's degree in economics in June 1999, master's degree in business administration in October 2001 and doctor degree in economics in December 2003 from Xiamen University.



## Senior Management

The senior management of our Group include the four Executive Directors as disclosed above and the following persons:

**Mr. Ruan Youzhi**, aged 42, has been our assistant to the chairman since he joined our Group in June 2008 and is primarily responsible for the real estate investment business of our Group. Before joining our Group, Mr. Ruan Youzhi had been a teacher in Fengjiang High School of Xianyou from August 1997 to August 2001 and a journalist of Haixia Metropolis Daily from March 2003 to June 2009. Mr. Ruan Youzhi obtained his bachelor degree in Chinese language and literature in July 2005 from Fujian Normal University in Fuzhou, Fujian province.

## Co-Company Secretaries

Ms. Zeng Feiyan and Ms. Ng Wing Shan are our Co-Company Secretaries. For Ms. Zeng's background, please refer to her biographical details disclosed above.

**Ms. Ng Wing Shan**, one of our Co-Company Secretaries, is currently an assistant vice president of SW Corporate Services Group Limited. Ms. Ng is a fellow member of The Hong Kong Institute of Chartered Secretaries and a fellow member of The Institute of Chartered Secretaries and Administrators in the United Kingdom.

## Board Committees

We have established the Audit Committee, the Remuneration Committee and the Nomination Committee. Each of the Board Committees has specific written terms of reference which deal clearly with their authority and duties. The chairman of the respective Board Committees will report their findings and recommendations to the Board after each meeting.

### Audit Committee

We have established an Audit Committee with written terms of reference in compliance with the Corporate Governance Code. The primary duties of the Audit Committee are to review and supervise the financial reporting process, risk management and internal control system of our Group, oversee the audit process, provide advice and comments to the Board and perform other duties and responsibilities as may be assigned by the Board. The Audit Committee consists of three members, namely Mr. Qu Wenzhou, Mr. Lo, Wing Yan William and Mr. Ren Yunan, each of them is an Independent Non-executive Director. The chairman of the Audit Committee is Mr. Qu Wenzhou who possesses appropriate professional qualifications.

### Remuneration Committee

We have established a Remuneration Committee with written terms of reference in compliance with the Corporate Governance Code. The primary duties of the Remuneration Committee are to establish, review and make recommendations to the Board on our policy and structure concerning remuneration of the Directors and senior management and on the establishment of a formal and transparent procedure for developing policies concerning such remuneration, to make recommendations to the Board on the terms of the specific remuneration package of each executive Director and senior management and review and approve performance-based remuneration by reference to corporate goals and objectives resolved by the Directors from time to time. The Remuneration Committee consists of three members, namely Mr. Ou Zonghong, an Executive Director, Mr. Ren Yunan and Mr. Qu Wenzhou, both of whom are Independent Non-executive Directors. The chairman of the remuneration committee is Mr. Ren Yunan.

## **Nomination Committee**

We have established the Nomination Committee with written terms of reference in compliance with the Corporate Governance Code. The primary duties of the Nomination Committee are to review the structure, size and composition of the Board on a regular basis and make recommendations to the Board regarding any proposed changes, identify, select or make recommendations to the Board on the selection of individuals nominated for directorship, assess the independence of the independent non-executive Directors and make recommendations to the Board on relevant matters relating to the appointment, reappointment and removal of the Directors and succession planning for the Directors. The Nomination Committee consists of three members, namely Mr. Ou Zonghong, an Executive Director, Mr. Lo, Wing Yan William and Mr. Qu Wenzhou, both of whom are Independent Non-executive Directors. The chairman of the nomination committee is Mr. Ou Zonghong.

## **Compensation of Directors and Senior Management**

The Group's remuneration policies are formulated based on qualifications, years of experiences and the performance of individual employees and are reviewed regularly.

The aggregate amount of compensation (including any salaries, fees, discretionary bonuses and other allowances and benefits in kind) paid by us during each of the three years ended December 31, 2014, 2015 and 2016 and the six months ended June 30, 2017 to those persons who have been or are our directors, was approximately RMB6.0 million, RMB6.1 million, RMB6.5 million (US\$1.0 million) and RMB3.3 million (US\$0.5 million), respectively.

## **Share Option Scheme**

We adopted our share option scheme (the "Share Option Scheme") on December 28, 2015. Set forth below are the details of the Share Option Scheme:

The purpose of the Share Option Scheme is to grant options to selected participants as incentives or rewards for their contribution to our Group.

The participants of the Share Option Scheme are any directors (including executive Directors, non-executive Directors and independent non-executive Directors), employees, advisors, consultants, distributors, contractors, customers, suppliers, agents, business partners, joint venture business partners and service providers of any member of our Group who the Board considers, in its sole discretion, have contributed or will contribute to our Group.

The total number of Shares which may be issued upon exercise of all options to be granted under the Share Option Scheme shall not, in aggregate, exceed 10% of the aggregate of the Shares in issue on the day on which trading of the Shares commences on the Stock Exchange, and such 10% limit represents 135,000,000 Shares. 135,000,000 Shares represents approximately 9.98% of the total Shares in issue as of the date of this offering memorandum.

The total number of Shares issued and to be issued upon exercise of the options granted and to be granted under the Share Option Scheme and any other share option scheme of our Group (including both exercised and outstanding options) to each participant in any 12-month period shall not exceed 1% of the issued share capital of the Company.

An option may be accepted by a participant to whom the offer is made within five business days from the date on which the letter containing the offer is delivered to that participant. An option may be exercised in accordance with the terms of the Share Option Scheme at any time during a period to be determined and notified by the Directors to each grantee, which period may commence on a day after the date upon which the offer for

the grant of options is made but shall end in any event not later than 10 years from the date of grant of the option subject to the provisions for early termination under the Share Option Scheme. Unless otherwise determined by the Directors and stated in the offer of the grant of options to a grantee, there is no minimum period required under the Share Option Scheme for the holding of an option before it can be exercised.

The subscription price per Share under the Share Option Scheme will be a price determined by the Directors, but shall not be less than the highest of (i) the closing price of the Shares as stated in the Stock Exchange's daily quotations sheet on the date of the offer of grant, which must be a business day; (ii) the average closing price of the Shares as stated in the Stock Exchange's daily quotations sheets for the five business days immediately preceding the date of the offer of grant (provided that in the event that any option is proposed to be granted within a period of less than five business days after the trading of the Shares first commences on the Stock Exchange, the new issue price of the Shares for the Global Offering shall be used as the closing price for any business day falling within the period before listing of the Shares on the Stock Exchange); and (iii) the nominal value of a Share on the date of grant. A nominal consideration of HK\$1 is payable upon acceptance of the grant of an option.

The Share Option Scheme will remain in force for a period of 10 years commencing on the date on which the Share Option Scheme is adopted.

## PRINCIPAL SHAREHOLDERS

As of November 30, 2017, as recorded in the register required to be kept by the Company under section 336 of the SFO, the following persons, other than a Director or chief executive of the Company, had an interest of 5% or more in the Shares or underlying Shares:

Name of Shareholders	Nature of Interest/Capacity	Number of Shares or underlying Shares <sup>(1)</sup>	Approximate percentage of shareholding
Dingxin Company Limited <sup>(2)</sup> . . . . .	Beneficial owner	1,014,000,000 (L)	67.84%
Honesty Global Holdings Limited <sup>(2)</sup> . . . . .	Interest in controlled corporation	1,014,000,000 (L)	67.84%
TMF (Cayman) Ltd. <sup>(2)</sup> . . . . .	Trustee of a trust	1,014,000,000 (L)	67.84%
Mr. Ou Guofei <sup>(2)(3)</sup> . . . . .	Settlor of a trust	1,014,000,000 (L)	67.84%
Ms. Xu Lixiang <sup>(4)</sup> . . . . .	Beneficiary of a trust/interest of spouse	1,014,000,000 (L)	67.84%
Mr. Ou Zonghong . . . . .	Protector of a trust	1,014,000,000 (L)	67.84%

*Notes:*

- (1) The letter “L” denotes the entity’s long position in the relevant Shares.
- (2) Dingxin Company Limited is a BVI company wholly owned by Honesty Global Holdings Limited, another BVI company, wholly owned by TMF (Cayman) Ltd., the trustee of the Ou Family Trust which is a discretionary trust established by Mr. Ou Guofei (as the settlor) with Mr. Ou Zonghong being the protector. Accordingly, each of Honesty Global Holdings Limited, TMF (Cayman) Ltd. and Mr. Ou Guofei is deemed to be interested in the Shares held by Dingxin Company Limited.
- (3) Mr. Ou Guofei is the son of Mr. Ou Zonghong.
- (4) Ms. Xu Lixiang is the spouse of Mr. Ou Zonghong and is therefore deemed under the SFO to be interested in the Shares held by Mr. Ou Zonghong.

Except as disclosed above, as of November 30, 2017, our Company had not been notified of any persons (other than a Director or chief executive of our Company) who had an interest or short position in the Shares or underlying Shares that were recorded in the register required to be kept under section 336 of the SFO.

## RELATED PARTY TRANSACTIONS

The following discussion describes certain material transactions between us and our related parties in 2014, 2015, 2016 and for the six months ended June 30, 2017.

### BALANCES WITH RELATED PARTIES

The following table summarizes balances with our related parties as of December 2014, 2015, 2016 and June 30, 2017.

	As of December 31,				As of June 30, 2017	
	2014 (RMB'000)	2015 (RMB'000)	2016 (RMB'000)	(US\$'000) (unaudited)	(RMB'000) (unaudited)	(US\$'000) (unaudited)
<b>Amounts due to other related parties:</b>						
Mr. Ou Zonghong .....	627,057	237,500	85,998	12,685	42,599	6,284
Rongxin (Fujian) Property Management Co., Ltd. ....	8,541	27,047	—	—	670	99
Dingxin Company Limited .....	—	460	491	72	406	60
Fujian Dingcheng Investment Co., Ltd .....	888,251	—	—	—	—	—
Fujian Shiou Property Management Co., Ltd .....	—	—	9,967	1,470	12,366	1,824
	<u>1,523,849</u>	<u>265,007</u>	<u>96,456</u>	<u>14,228</u>	<u>56,041</u>	<u>8,266</u>
<b>Amounts due to joint ventures:</b>						
Nanjing Kaijingsheng .....	—	—	1,377,681	203,219	—	—
Shiou Group .....	1,448,773	—	—	—	N/A	N/A
Liboshuntai Property .....	235,000	—	—	—	—	—
	<u>1,683,773</u>	<u>—</u>	<u>1,377,681</u>	<u>203,219</u>	<u>—</u>	<u>—</u>
Total .....	<u>3,207,622</u>	<u>265,007</u>	<u>1,570,605</u>	<u>231,677</u>	<u>56,041</u>	<u>8,266</u>

Amounts due to Rongxin (Fujian) Property Management Co., Ltd. and Fujian Shiou Property Management Co., Ltd. represent mainly the payables of property management fees which are unsecured, interest free, and to be settled according to agreed terms and are denominated in Renminbi.

Amounts due to other related parties mainly represent cash advances which are unsecured, interest-free, repayable on demand and denominated in Renminbi.

### TRANSACTIONS WITH RELATED PARTIES

The following table summarizes transactions with our related parties for the periods indicated.

#### *Property management services provided by a related party*

	For the year ended December 31,				For the six months ended June 30,		
	2014 (RMB'000)	2015 (RMB'000)	2016 (RMB'000)	(US\$'000) (unaudited)	2016 (RMB'000)	2017 (RMB'000) (unaudited)	(US\$'000) (unaudited)
Rongxin (Fujian) Property Management Co., Ltd .....	24,745	38,941	690	102	181	2,723	402
Fujian Shiou Property Management Co., Ltd .....	—	—	34,373	5,070	17,092	17,658	2,605
	<u>24,745</u>	<u>38,941</u>	<u>35,063</u>	<u>5,172</u>	<u>17,273</u>	<u>20,381</u>	<u>3,006</u>

**Guarantee for borrowings of related parties**

	For the year ended December 31,				For the six months ended June 30,		
	2014	2015	2016		2016	2017	
	(RMB'000)	(RMB'000)	(RMB'000)	(US\$'000) (unaudited)	(RMB'000)	(RMB'000) (unaudited)	(US\$'000) (unaudited)
Guarantee to joint ventures:							
Shiou Group .....	1,544,700	2,689,500	N/A	N/A	N/A	N/A	N/A
Liboshuntai Property .....	140,000	45,000	—	—	—	—	—
Shanghai Kaitai .....	—	296,910	166,910	24,621	371,910	—	—
Nanjing Kaijingsheng Property Development Co., Ltd. ....	—	—	3,000,000	442,524	—	—	—
Guarantee to other related party:							
Hemei (Zhangzhou) Hotel Investment Co., Ltd. ....	408,000	—	—	—	—	—	—
	<u>2,092,700</u>	<u>3,031,410</u>	<u>3,166,910</u>	<u>467,144</u>	<u>371,910</u>	<u>—</u>	<u>—</u>

**Movements of cash advances**

	For the year ended December 31,				For the six months ended June 30,		
	2014	2015	2016		2016	2017	
	(RMB'000)	(RMB'000)	(RMB'000)	(US\$'000) (unaudited)	(RMB'000)	(RMB'000) (unaudited)	(US\$'000) (unaudited)
Cash advances to related parties	<u>2,713,417</u>	<u>—</u>	<u>(426,153)</u>	<u>(62,861)</u>	<u>(304,000)</u>	<u>(3,381,674)</u>	<u>(498,823)</u>
Cash advances from related parties	<u>3,199,081</u>	<u>237,960</u>	<u>4,153,220</u>	<u>612,633</u>	<u>2,775,508</u>	<u>—</u>	<u>—</u>

The cash advances with related parties are denominated and settled in RMB.

**KEY MANAGEMENT PERSONNEL REMUNERATION**

The following table summarizes our key management personnel's remuneration for the periods indicated.

	For the year ended December 31,				For the six months ended June 30,		
	2014	2015	2016		2016	2017	
	(RMB'000)	(RMB'000)	(RMB'000)	(US\$'000) (unaudited)	(RMB'000)	(RMB'000) (unaudited)	(US\$'000) (unaudited)
Salaries and other employee benefit .....	3,182	2,059	2,948	435	3,701	3,777	557
Pension costs .....	87	64	82	12	90	110	16
Equity-settled share-based payment expenses .....	<u>—</u>	<u>—</u>	<u>—</u>	<u>—</u>	<u>—</u>	<u>9,390</u>	<u>1,385</u>
	<u>3,269</u>	<u>2,123</u>	<u>3,030</u>	<u>447</u>	<u>3,791</u>	<u>13,277</u>	<u>1,958</u>



## DESCRIPTION OF MATERIAL INDEBTEDNESS AND OTHER OBLIGATIONS

To fund our existing property projects and to finance our working capital requirements, we have entered into financing agreements with various financial institutions and enterprises. As of June 30, 2017, our total borrowings (including our current and non-current bank and other borrowings, the Private Corporate Bonds, the Public Corporate Bonds, the Asset-backed Securities, the 2016 Notes and the June 2017 Notes) amounted to RMB58,347.5 million (US\$8,606.7 million). Subsequent to June 30, 2017, we also issued July 2017 Notes and September 2017 Notes. Set forth below is a summary of the material terms and conditions of these loans and other indebtedness.

### PRC LOAN AGREEMENTS

Certain of our PRC subsidiaries have entered into loan agreements with local branches of various PRC banks, including Bank of China, Agricultural Bank of China, China CITIC Bank, China Merchant Bank, China Guangfa Bank, Bank of Jiangsu, SPD Bank, China Zheshang Bank, ICBC (China) and Bohai Bank. These loans are mainly used to finance the construction of our projects and our working capital requirements. They have terms ranging from six months to ten years, which generally correspond to the construction periods of the particular projects. As of June 30, 2017, the aggregate outstanding amount under these loans totaled approximately RMB12,325.3 million (US\$1,818.1 million), of which RMB130.0 million (US\$19.2 million) was due within one year, and RMB12,195.3 million (US\$1,798.9 million) was due between one and five years. Our PRC loans are typically secured by land use rights and properties as well as guaranteed by certain of our PRC subsidiaries.

### Interest

The principal amounts outstanding under our PRC loans generally bear interest at floating rates calculated with reference to the PBOC benchmark interest rate. Floating interest rates are generally subject to annual or quarterly review by the lending banks. Interest payments are payable either monthly or quarterly and must be made on each payment date as provided in the particular loan agreement. As of June 30, 2017, the weighted average effective interest rate on the aggregate outstanding amount of our PRC loans was 5.29% per annum.

### Covenants

Under these PRC loans, many of our subsidiary borrowers have agreed, among other things, not to take some of the following actions without obtaining the relevant lender's prior consent:

- creating encumbrances on any part of their property or assets or dealing with their assets in a way that may adversely affect their ability to repay their loans;
- granting guarantees to any third parties that may adversely affect their ability to repay their loans;
- making any major changes to their corporate structures, such as entering into joint ventures, mergers, acquisitions and reorganizations;
- altering the nature of scope of their business operations in any material respect;
- transferring part or all of their liabilities under the loans to a third party;
- prepaying the loans;
- declaring or paying dividends;
- selling or disposing of assets that may adversely affect their ability to repay their loans; and
- incurring other indebtedness that may adversely affect their ability to repay their loans.

## **Events of Default**

The PRC loan agreements contain certain customary events of default, including failure to pay the amount payable on the due date, unauthorized use of loan proceeds, failure to obtain the lender's approval for an act that requires the latter's approval and material breach of the terms of the loan agreement. The banks are entitled to terminate their respective agreements and/or demand immediate repayment of the loans and any accrued interest upon the occurrence of an event of default.

## **Guarantee and Security**

Certain of our PRC subsidiaries have entered into guarantee agreements with PRC banks in connection with some of the PRC loans, pursuant to which these subsidiaries have guaranteed all liabilities of the subsidiary borrowers under these loans. Further, as of June 30, 2016, all of the PRC loans were secured by our assets which includes properties held for sale, properties under development, property, plant and equipment, land use rights, investment properties and equity interests of certain subsidiaries. In addition to pledge of our assets, Mr. Ou Zonghong, our Chairman and controlling shareholder, has also provided personal guarantee for the bank and other borrowings.

## **Dividend Restrictions**

Pursuant to the loan agreements with certain PRC banks, several of our PRC subsidiaries including subsidiaries of Anhui Hailiang and Ningbo Hailiang, also agreed not to distribute any dividend:

- before prior notice has been made to or written approval has been obtained (if the proposed dividend exceeds a certain percentage of such subsidiary's net profit) from the lender; or
- if after-tax net profit is zero or negative or is insufficient to meet cumulative losses in prior years or if pre-tax net profit has not been used to repay principal interest and costs on the relevant loan due in the same year or is insufficient to repay principal, interest and costs on the relevant loan due on the next payment date.

In addition, pursuant to an asset right transfer and repurchase agreement dated June 8, 2016 entered into between Rongxin Fujian, as transferor and repurchaser, and a PRC bank as transferee, Rongxin Fujian has agreed to transfer its equity right (including earnings and other profit on shares) on 51% of the equity interest in its subsidiary, Rongxin (Xiamen) Property Development Company Limited ("Rongxin (Xiamen)"), to such bank for a consideration of RMB500.0 million (US\$73.8 million) and will repurchase such equity right in three years since the agreement date. As a result, Rongxin Fujian has no right to receive dividends from Rongxin (Xiamen) during the term of this agreement.

## **TRUST AND OTHER FINANCING**

From time to time, our PRC subsidiaries enter into financing arrangements with local trust institutions, security companies and asset management companies. These local trust institutions, security companies and asset management companies provide loans for purposes of our project development in return for interest payments, and have terms ranging from six to 120 months. We have also entered into arrangements whereby our PRC subsidiaries' right to receive dividends or the proceeds from property sales or accounts receivables were sold and repurchased after a period of time. Some of our trust loans and other financing arrangements are guaranteed by our Company or secured by the relevant PRC subsidiaries' shares (through share pledge or ownership of shares) or land use rights in favor of the trust finance provider, or a combination of these. The trust loans and other financing arrangements contain customary events of default, including non-payment of principal or interest and breaches of the terms of the arrangements. If an event of default has occurred, the trust finance provider may, without prior notice, exercise its rights to realize the security held under the share pledge agreement and loan mortgage agreement, and demand payments from us as guarantor. As of June 30, 2017, the aggregate outstanding amount of trust and other borrowings amounted to RMB31,653.3 million (US\$4,669.1 million).

## **PUBLIC CORPORATE BONDS**

Rongxin Fujian, our wholly owned subsidiary in the PRC, issued a series of public corporate bonds which are listed and traded on the Shanghai Stock Exchange in an aggregate principal amount of RMB2.5 billion (US\$0.4 billion) to qualified investors in tranches. The first tranche was issued on December 23, 2015 in an amount of RMB1.2 billion (US\$0.2 billion) with a five-year term at a coupon rate of 6.4% per annum to repay the principal balance on our institutional borrowings after deducting the administrative expenses payable by us. The second tranche was issued on January 18, 2016 in an amount of RMB1.3 billion (US\$0.2 billion) with a five-year term at a coupon rate of 6.2% per annum. At the end of third year of each tranche, Rongxin Fujian has a right to adjust the coupon rate and the investor can exercise a retractable option or continue to extend the maturity date of the such tranche for another two years.

## **PRIVATE CORPORATE BONDS**

### **RMB3.5 Billion Private Corporate Bonds**

Rongxin Fujian issued corporate bonds which are listed and traded on the Shenzhen Stock Exchange in an aggregate principal amount of RMB3.5 billion (US\$0.5 billion) to qualified investors only in tranches (the “RMB3.5 billion Private Corporate Bonds”). The first tranche was issued on January 26, 2016 in an aggregate principle amount of RMB3.1 billion (US\$0.5 billion) with an initial two-year term at a coupon rate of 7.89% per annum. The second tranche was issued on February 19, 2016 in an aggregate principle amount of RMB0.4 billion (US\$0.1 billion) with an initial two-year term at a coupon rate of 7.6% per annum. At the end of second year of each tranche, Rongxin Fujian has a right to adjust the coupon rate, and the investor can exercise a retractable option or continue to extend the maturity date of such tranche for another two years.

### **RMB5.0 Billion Private Corporate Bonds**

Rongxin Fujian issued corporate bonds which are listed and traded on the Shanghai Stock Exchange in an aggregate principal amount of RMB5.0 billion (US\$0.7 billion) to qualified investors only in tranches. The first tranche was issued on March 21, 2016 in an aggregate principle amount of RMB500.0 million (US\$73.8 million) with a three-year term at a coupon rate of 7.5% per annum. The second tranche of the RMB5.0 billion Private Corporate Bonds was issued on April 29, 2016 in an aggregate principle amount of RMB550.0 million (US\$81.1 million) with a three-year term at a coupon rate of 7.4% per annum. The third tranche of the RMB5.0 billion Private Corporate Bonds was issued on June 24, 2016 in an aggregate principle amount of RMB1.05 billion (US\$0.2 billion) with a three-year term at a coupon rate of 7.52% per annum. The fourth tranche of the RMB5.0 billion Private Corporate Bonds was issued on July 29, 2016 in an aggregate principle amount of RMB2.9 billion (US\$0.4 billion) with a three-year term at a coupon rate of 5.8% per annum. At the end of second year of each tranche, except the third tranche, Rongxin Fujian has a right to adjust the coupon rate, and the investor can exercise a retractable option or continue to extend the maturity date of such tranche for another one year term.

## **PERPETUAL CAPITAL INSTRUMENTS**

### **First Entrusted Fund Agreement**

Shanghai Qianpu Investment Consultancy Company Limited (“Shanghai Qianpu”), our wholly owned subsidiary in the PRC, entered into an entrusted fund agreement dated March 30, 2016, as investee, with a securities company in the PRC, as investor, and a licensed bank in Nanchong, Sichuan Province, as entrusted bank (the “First Entrusted Fund Agreement”), pursuant to which the securities company entrusted the licensed bank to extend an advancement of up to RMB2,000 million to Shanghai Qianpu. As of June 30, 2017, the securities company advanced an aggregate principal amount of RMB200 million to Shanghai Qianpu.

The First Entrusted Fund Agreement contains certain customary events of default.

## **Second Entrusted Fund Agreement**

Rongxin Fujian entered into an entrusted fund agreement dated May 27, 2016, as investee, with an asset management company in the PRC, as investor, and a licensed bank in Shenzhen, Guangdong Province, as entrusted bank (the “Second Entrusted Fund Agreement”), pursuant to which the asset management company entrusted the licensed bank to extend an advancement of up to RMB1,000 million to Rongxin Fujian. As of June 30, 2017, the asset management company advanced an aggregate principal amount of RMB1,000 million to Rongxin Fujian.

The Second Entrusted Fund Agreement is guaranteed by the Company. Such Agreement contains certain customary events of default.

## **Third Entrusted Fund Agreement**

Rongxin Fujian entered into an entrusted fund agreement dated December 2, 2016, as investee, with an asset management company in the PRC, as investor, and a licensed bank in Shenzhen, Guangdong Province, as entrusted bank (the “Third Entrusted Fund Agreement”), pursuant to which the asset management company entrusted the licensed bank to extend an advancement of up to RMB1,500 million to Rongxin Fujian. As of June 30, 2017, the asset management company advanced an aggregate principal amount of RMB1,500 million to Rongxin Fujian.

The Third Entrusted Agreement is guaranteed by the Company. Such Agreement contains certain customary events of default.

## **Trust Fund Agreement**

Hemei (Shanghai) Property Development Company Limited (“Hemei Shanghai Property”), our non-wholly owned subsidiary in the PRC, entered into a trust fund agreement dated June 27, 2016, as investee, with a trust company in the PRC, as investor (the “Trust Fund Agreement”), pursuant to which the trust company agreed to extend an advancement of up to RMB500 million to Hemei Shanghai Property. As of June 30, 2017, the trust company advanced an aggregate principal amount of RMB500 million to Hemei Shanghai Property.

The Trust Fund Agreement is guaranteed by Rongxin Fujian. Such Agreement contains certain customary events of default.

## **ASSET-BACKED SECURITIES**

### **Rongxin Fujian 2016 Asset-backed Securities**

Rongxin Fujian issued three tranches of asset-backed securities with an aggregate principal amount of RMB880.0 million (US\$129.8 million) in the PRC in July 2016. The first tranche, Senior Tranche A, has a principal amount of RMB572.0 million (US\$84.4 million) with a coupon rate of 4.8% per annum and a term of three years. The second tranche, Senior Tranche B, has a principal amount of RMB255.2 million (US\$37.6 million) with a coupon rate of 5.4% per annum and a term of three years. The last tranche, the Subordinated Tranche, has a principal amount of RMB52.8 million (US\$7.9 million) with a term of three years, which was issued to our Company at a zero coupon rate. The Rongxin Fujian 2016 Asset-backed Securities are backed by certain account receivables for the balance payment of properties sold. The proceeds from the issuance of such securities are used for general working capital purposes. Our Company provide guarantees for the punctual performance by Rongxin Fujian of its shortfall payment obligations.

## **2016 NOTES**

On December 8, 2016, we entered into an indenture (as amended or supplemented from time to time, the “2016 Indenture”) and issued an aggregate principal amount of US\$175,000,000 on December 8, 2016. On

February 21, 2017, we issued an aggregate principal amount of US\$225,000,000 2016 Notes under the 2016 Indenture. The 2016 Notes are unsecured. As of the date of this offering circular, a total of US\$400,000,000 principal amount of the 2016 Notes is outstanding.

### **Guarantee**

The obligations pursuant to the 2016 Notes are guaranteed by our existing subsidiaries (the “2016 Subsidiary Guarantors”) other than those organized under the laws of the PRC. Each of the 2016 Subsidiary Guarantors, jointly and severally, guarantees the due and punctual payment of the principal of, any premium (if any) and interest on, and all other amounts payable under, the 2016 Notes.

### **Collateral**

In order to secure the obligations under the 2016 Notes, the Company and the 2016 Subsidiary Guarantors under the 2016 Indenture pledged the capital stock of all such 2016 Subsidiary Guarantors for the benefit of the holders of the 2016 Notes (the “2016 Notes Collateral”). The 2016 Notes Collateral may be released or reduced in the event of certain asset sales and certain other circumstances. In addition, the Company and the subsidiary guarantor pledgor under the 2016 Indenture may, subject to certain conditions, incur additional indebtedness *provided* that such indebtedness would be on a *pari passu* basis with the 2016 Notes and the related subsidiary guarantees, and other *pari passu* secured indebtedness permitted under the 2016 Indenture.

### **Interest**

The 2016 Notes bear an interest rate of 6.95% per annum, payable semi-annually in arrears.

### **Covenants**

Subject to certain conditions and exceptions, the 2016 Indenture and each of the relevant subsidiary guarantees contain certain covenants, restricting us and each of the relevant restricted subsidiaries from, among other things:

- incurring or guaranteeing additional indebtedness and issuing disqualified or preferred stock;
- making investments or other specified restricted payments;
- issuing or selling capital stock of the related restricted subsidiaries;
- guaranteeing indebtedness of the related restricted subsidiaries;
- selling assets;
- creating liens;
- entering into sale and leaseback transactions;
- entering into agreements that restrict the related restricted subsidiaries’ ability to pay dividends;
- transfer assets or make intercompany loans;
- entering into transactions with shareholders or affiliates; and
- effecting a consolidation or merger.

### **Events of Default**

The 2016 Indenture contains certain customary events of default, including default in the payment of principal of (or any premium on) the 2016 Notes when such payments become due, default in payment of interest

which continues for 30 days and other events of default. If an event of default occurs and is continuing, the trustee under the 2016 Indenture or the holders of at least 25% of the outstanding 2016 Notes may declare the principal of the 2016 Notes plus a premium and any accrued and unpaid interest to be immediately due and payable.

### **Change of Control**

Upon the occurrence of certain events of change of control and a rating decline, we are required to make an offer to repurchase all outstanding 2016 Notes at a purchase price equal to 101% of their principal amount plus any accrued and unpaid interest.

### **Maturity and Redemption**

The maturity date of the 2016 Notes is December 8, 2019.

At any time on or after December 8, 2018, we may redeem the 2016 Notes, in whole or in part, at a redemption price of 103.475%, plus any accrued and unpaid interest to the redemption date.

In addition, we shall, at the option of any holder of the 2016 Notes, repurchase all of the 2016 Notes held by such holder at any time on or after December 8, 2018 at 100.0% of the principal amount of such 2016 Notes plus accrued and unpaid interest, if any, to (but not including) the repurchase date.

### **JUNE 2017 NOTES**

On June 15, 2017, we entered into an indenture (as amended or supplemented from time to time, the “June 2017 Indenture”). Pursuant to the June 2017 Indenture, we issued an aggregate principal amount of US\$150,000,000 of the June 2017 Notes on June 15, 2017. The June 2017 Notes are unsecured. As of the date of this offering circular, a total of US\$150,000,000 principal amount of the June 2017 Notes is outstanding.

### **Guarantee**

The obligations pursuant to the June 2017 Notes are guaranteed by our existing subsidiaries (the “June 2017 Subsidiary Guarantors”) other than those organized under the laws of the PRC. Each of the June 2017 Subsidiary Guarantors, jointly and severally, guarantees the due and punctual payment of the principal of, any premium (if any) and interest on, and all other amounts payable under, the June 2017 Notes.

### **Collateral**

In order to secure the obligations under the June 2017 Notes, the Company and the June 2017 Subsidiary Guarantors under the June 2017 Indenture pledged the capital stock of all such June 2017 Subsidiary Guarantors for the benefit of the holders of the June 2017 Notes (the “June 2017 Notes Collateral”). The June 2017 Notes Collateral may be released or reduced in the event of certain asset sales and certain other circumstances. In addition, the Company and the subsidiary guarantor pledgor under the June 2017 Indenture may, subject to certain conditions, incur additional indebtedness provided that such indebtedness would be on a *pari passu* basis with the June 2017 Notes and the related subsidiary guarantees, and other *pari passu* secured indebtedness permitted under the June 2017 Indenture.

### **Interest and Maturity**

The June 2017 Notes bear an interest rate of 6.5% per annum, payable in arrears on December 15, 2017 and June 14, 2018. The maturity date of the June 2017 Notes is June 14, 2018.



## **Covenants**

Subject to certain conditions and exceptions, the June 2017 Indenture and each of the relevant subsidiary guarantees contain certain covenants, restricting us and each of the relevant restricted subsidiaries from, among other things:

- incurring or guaranteeing additional indebtedness and issuing disqualified or preferred stock;
- making investments or other specified restricted payments;
- issuing or selling capital stock of the related restricted subsidiaries;
- guaranteeing indebtedness of the related restricted subsidiaries;
- selling assets;
- creating liens;
- entering into sale and leaseback transactions;
- entering into agreements that restrict the related restricted subsidiaries' ability to pay dividends;
- transfer assets or make intercompany loans;
- entering into transactions with shareholders or affiliates; and
- effecting a consolidation or merger.

## **Events of Default**

The June 2017 Indenture contains certain customary events of default, including default in the payment of principal of (or any premium on) the June 2017 Notes when such payments become due, default in payment of interest which continues for 30 days and other events of default. If an event of default occurs and is continuing, the trustee under the 2017 June Indenture or the holders of at least 25% of the outstanding June 2017 Notes may declare the principal of the June 2017 Notes plus a premium and any accrued and unpaid interest to be immediately due and payable.

## **Change of Control**

Upon the occurrence of certain events of change of control and a rating decline, we are required to make an offer to repurchase all outstanding June 2017 Notes at a purchase price equal to 101% of their principal amount plus any accrued and unpaid interest.

## **Intercreditor Agreement**

On June 15, 2017, the Company, the subsidiary guarantor pledgor under the Indenture, the security agent, the trustee for the 2016 Notes for the benefit of holders of the 2016 Notes and the trustee for the June 2017 Notes for the benefit of holders of the June 2017 Notes entered into an intercreditor agreement (as amended from time to time, the "Intercreditor Agreement"). The Intercreditor Agreement provides that the security interests created by the 2016 Notes Collateral will be shared on a *pari passu* basis among (i) the holders of the 2016 Notes, (ii) the holders of the June 2017 Notes and (iii) any holder of permitted *pari passu* secured indebtedness or their representatives who become parties to the intercreditor agreement.

## **JULY 2017 NOTES**

On July 5, 2017, we entered into a note instrument (as amended or supplemented from time to time, the "2017 July Note Instrument") and issued an aggregate principal amount of US\$180,000,000 of July 2017 Notes on July 5, 2017. The July 2017 Notes are unsecured. As of the date of this offering circular, a total of US\$180,000,000 principal amount of the July 2017 Notes is outstanding.

## **Guarantee**

The obligations pursuant to the July 2017 Notes are guaranteed by our existing subsidiaries (the “2017 July Subsidiary Guarantors”) other than those organized under the laws of the PRC. Each of the 2017 July Subsidiary Guarantors, jointly and severally, guarantees the due and punctual payment of the principal of, any premium (if any) and interest on, and all other amounts payable under, the July 2017 Notes.

## **Collateral**

In order to secure the obligations under the July 2017 Notes, the Company and the July 2017 Subsidiary Guarantors under the July 2017 Note Instrument pledged the capital stock of all such July 2017 Subsidiary Guarantors for the benefit of the holders of the July 2017 Notes (the “July 2017 Notes Collateral”). The July 2017 Notes Collateral may be released or reduced in the event of certain asset sales and certain other circumstances. In addition, the Company and the subsidiary guarantor pledgor under the July 2017 Note Instrument may, subject to certain conditions, incur additional indebtedness provided that such indebtedness would be on a *pari passu* basis with the July 2017 Notes and the related subsidiary guarantees, and other *pari passu* secured indebtedness permitted under the July 2017 Note Instrument. The holders for the July 2017 Notes acceded to the Intercreditor Agreement, which had provided that the collateral under the July 2017 Notes is to be shared on a *pari passu* basis among the holders of the 2016 Notes, the holders of the June 2017 Notes, the holders of the July 2017 Notes and the holders of other permitted *pari passu* indebtedness.

## **Interest and Maturity**

The July 2017 Notes bear an interest rate of 6.5% per annum, payable in arrears on January 5, 2017 and July 4, 2018. The maturity date of the July 2017 Notes is July 4, 2018.

## **Covenants**

Subject to certain conditions and exceptions, the 2017 July Note Instrument and each of the relevant subsidiary guarantees contain certain covenants, restricting us and each of the relevant restricted subsidiaries from, among other things:

- incurring or guaranteeing additional indebtedness and issuing disqualified or preferred stock;
- making investments or other specified restricted payments;
- issuing or selling capital stock of the related restricted subsidiaries;
- guaranteeing indebtedness of the related restricted subsidiaries;
- selling assets;
- creating liens;
- entering into sale and leaseback transactions;
- entering into agreements that restrict the related restricted subsidiaries’ ability to pay dividends;
- transfer assets or make intercompany loans;
- entering into transactions with shareholders or affiliates; and
- effecting a consolidation or merger.

## **Events of Default**

The 2017 July Indenture contains certain customary events of default, including default in the payment of principal of (or any premium on) the July 2017 Notes when such payments become due, default in payment of

interest which continues for 30 days and other events of default. If an event of default occurs and is continuing, the trustee under the 2017 July Indenture or the holders of at least 25% of the outstanding July 2017 Notes may declare the principal of the July 2017 Notes plus a premium and any accrued and unpaid interest to be immediately due and payable.

### **Change of Control**

Upon the occurrence of certain events of change of control and a rating decline, we are required to make an offer to repurchase all outstanding July 2017 Notes at a purchase price equal to 101% of their principal amount plus any accrued and unpaid interest.

### **SEPTEMBER 2017 NOTES**

On September 27, 2017, we entered into an indenture (as amended or supplemented from time to time, the “September 2017 Indenture”) and issued an aggregate principal amount of US\$63,500,000 of the September 2017 Notes on September 27, 2017. The September 2017 Notes are unsecured. As of the date of this offering circular, a total of US\$63,500,000 principal amount of the September 2017 Notes is outstanding.

### **Guarantee**

The obligations pursuant to the September 2017 Notes are guaranteed by our existing subsidiaries (the “2017 September Subsidiary Guarantors”) other than those organized under the laws of the PRC. Each of the 2017 September Subsidiary Guarantors, jointly and severally, guarantees the due and punctual payment of the principal of, any premium (if any) and interest on, and all other amounts payable under, the September 2017 Notes.

### **Collateral**

In order to secure the obligations under the September 2017 Notes, the Company and the September 2017 Subsidiary Guarantors under the September 2017 Indenture pledged the capital stock of all such September 2017 Subsidiary Guarantors for the benefit of the holders of the September 2017 Notes (the “September 2017 Notes Collateral”). The September 2017 Notes Collateral may be released or reduced in the event of certain asset sales and certain other circumstances. In addition, the Company and the subsidiary guarantor pledgor under the September 2017 Indenture may, subject to certain conditions, incur additional indebtedness provided that such indebtedness would be on a *pari passu* basis with the September 2017 Notes and the related subsidiary guarantees, and other *pari passu* secured indebtedness permitted under the September 2017 Indenture. The trustee for the September 2017 Notes acceded to the Intercreditor Agreement, which had provided that the collateral under the September 2017 Notes is to be shared on a *pari passu* basis among the holders of the 2016 Notes, the holders of the June 2017 Notes, the holders of the July 2017 Notes, the holders of the September 2017 Notes and the holders of other permitted *pari passu* indebtedness.

### **Interest and Maturity**

The September 2017 Notes bear an interest rate of 6.5% per annum, payable in arrears on March 26, 2018 and September 26, 2018. The maturity date of the September 2017 Notes is September 26, 2018.

### **Covenants**

Subject to certain conditions and exceptions, the September 2017 Indenture and each of the relevant subsidiary guarantees contain certain covenants, restricting us and each of the relevant restricted subsidiaries from, among other things:

- incurring or guaranteeing additional indebtedness and issuing disqualified or preferred stock;

- making investments or other specified restricted payments;
- issuing or selling capital stock of the related restricted subsidiaries;
- guaranteeing indebtedness of the related restricted subsidiaries;
- selling assets;
- creating liens;
- entering into sale and leaseback transactions;
- entering into agreements that restrict the related restricted subsidiaries' ability to pay dividends;
- transfer assets or make intercompany loans;
- entering into transactions with shareholders or affiliates; and
- effecting a consolidation or merger.

### **Events of Default**

The 2017 September Indenture contains certain customary events of default, including default in the payment of principal of (or any premium on) the September 2017 Notes when such payments become due, default in payment of interest which continues for 30 days and other events of default. If an event of default occurs and is continuing, the trustee under the 2017 September Indenture or the holders of at least 25% of the outstanding September 2017 Notes may declare the principal of the September 2017 Notes plus a premium and any accrued and unpaid interest to be immediately due and payable.

### **Change of Control**

Upon the occurrence of certain events of change of control and a rating decline, we are required to make an offer to repurchase all outstanding September 2017 Notes at a purchase price equal to 101% of their principal amount plus any accrued and unpaid interest.

## DESCRIPTION OF THE NOTES

For purposes of this “Description of the Notes,” the term “Company” refers only to Ronshine China Holdings Limited (融信中國控股有限公司), a company incorporated with limited liability under the laws of the Cayman Islands, and any successor obligor on the Notes, and not to any of its subsidiaries. Each Subsidiary of the Company which guarantees the Notes (other than as a JV Subsidiary Guarantor) is referred to as a “Subsidiary Guarantor” and each such guarantee is referred to as a “Subsidiary Guarantee.” Each Subsidiary of the Company that in the future provides a JV Subsidiary Guarantee (as defined herein) is referred to as a “JV Subsidiary Guarantor”.

The Notes are to be issued under an indenture (the “Indenture”), to be dated as of the Original Issue Date, among the Company, the Subsidiary Guarantors, as guarantors, and Citicorp International Limited, as trustee (the “Trustee”).

The following is a summary of certain provisions of the Indenture, the Notes, the Subsidiary Guarantees and the JV Subsidiary Guarantees. This summary does not purport to be complete and is qualified in its entirety by reference to all of the provisions of the Indenture, the Notes, the Subsidiary Guarantees and the JV Subsidiary Guarantees. It does not restate those agreements in their entirety. Whenever particular sections or defined terms of the Indenture not otherwise defined herein are referred to, such sections or defined terms are incorporated herein by reference. Copies of the Indenture will be available on or after the Original Issue Date at the corporate trust office of the Trustee at 39/F, Champion Tower, 3 Garden Road, Central, Hong Kong.

### Brief Description of the Notes

The Notes are:

- general obligations of the Company;
- senior in right of payment to any existing and future obligations of the Company expressly subordinated in right of payment to the Notes;
- at least *pari passu* in right of payment with the Existing *Pari Passu* Secured Indebtedness and all other unsecured, unsubordinated Indebtedness of the Company (subject to any priority rights of such unsecured, unsubordinated Indebtedness pursuant to applicable law);
- guaranteed by the Subsidiary Guarantors and the JV Subsidiary Guarantors (if any) on a senior basis, subject to the limitations described below under “—The Subsidiary Guarantees and JV Subsidiary Guarantees” and in “Risk Factors—Risks Relating to the Subsidiary Guarantees, the JV Subsidiary Guarantees and the Collateral”;
- effectively subordinated to all existing and future secured obligations (if any) of the Company, the Subsidiary Guarantors and the JV Subsidiary Guarantors, to the extent of the value of the assets serving as security therefor (except for the Collateral); and
- effectively subordinated to all existing and future obligations of the Non-Guarantor Subsidiaries (as defined below).

In addition, on the Original Issue Date, subject to the limitations described in “Risk Factors—Risks Relating to the Subsidiary Guarantees, the JV Subsidiary Guarantees and the Collateral,” the Notes will be secured by a pledge of the Collateral as described below under “—Security” and will:

- be entitled to a first priority lien on the Collateral (subject to any Permitted Liens) shared on a *pari passu* basis pursuant to the Intercreditor Agreement (as defined below) with holders of the Existing *Pari Passu* Secured Indebtedness and any holders of Permitted *Pari Passu* Secured Indebtedness;

- rank effectively senior in right of payment to unsecured obligations of the Company with respect to the value of the Collateral pledged by the Company securing the Notes (subject to any priority rights of such unsecured obligations pursuant to applicable law); and
- rank effectively senior in right of payment to unsecured obligations of each Subsidiary Guarantor Pledgor to the extent of the Collateral pledged by such Subsidiary Guarantor Pledgor securing the Notes (subject to any priority rights of such unsecured obligations pursuant to applicable law).

The Company will initially issue US\$325,000,000 in aggregate principal amount of the Notes, which will mature on February 1, 2021, unless earlier redeemed pursuant to the terms thereof and the Indenture.

The Indenture allows additional Notes to be issued from time to time (the “Additional Notes”), subject to certain limitations described under “—Further Issues.” Unless the context requires otherwise, references to the “Notes” for all purposes of the Indenture and this “Description of the Notes” include any Additional Notes that are actually issued.

The Notes will bear interest at 8.25% per annum from the Original Issue Date or from the most recent interest payment date to which interest has been paid or duly provided for, payable semi-annually in arrears on February 1 and August 1 of each year (each an “Interest Payment Date”), commencing August 1, 2018. Interest on the Notes will be paid to Holders of record at the close of business on January 17 or July 17 immediately preceding an Interest Payment Date (each, a “Record Date”), notwithstanding any transfer, exchange or cancellation thereof after a Record Date and prior to the immediately following Interest Payment Date. Interest on the Notes will be calculated on the basis of a 360-day year comprised of twelve 30-day months.

Except as described under “Optional Redemption” and “Redemption for Taxation Reasons” and as otherwise provided in the Indenture, the Notes may not be redeemed prior to maturity (unless they have been repurchased by the Company).

In any case in which the date of the payment of principal of, premium on or interest on the Notes is not a Business Day in the relevant place of payment or in the place of business of the Paying Agent, then payment of such principal, premium or interest need not be made on such date but may be made on the next succeeding Business Day. Any payment made on such Business Day shall have the same force and effect as if made on the date on which such payment is due and no additional interest on the Notes shall accrue for the period after such date if payment is made on such next succeeding Business Day.

The Notes will be issued only in fully registered form, without coupons, in denominations of US\$200,000 and integral multiples of US\$1,000 in excess thereof. No service charge will be made for any registration of transfer or exchange of Notes, but the Company may require payment of a sum sufficient to cover any transfer tax or other similar governmental charge payable in connection therewith.

All payments on the Notes will be made in U.S. dollars by the Company at the office or agency of the Company maintained for that purpose (which initially will be the specified office of the Paying Agent), and the Notes may be presented for registration of transfer or exchange at such office or agency; *provided* that, at the option of the Company, payment of interest may be made by check mailed at the expense of the Company to the address of the Holders as such address appears in the Note register maintained by the Registrar or by wire transfer. Interest payable on the Notes held through Euroclear or Clearstream will be available to Euroclear or Clearstream participants (as defined herein) on the Business Day following payment thereof.

### **The Subsidiary Guarantees and JV Subsidiary Guarantees**

The initial Subsidiary Guarantors that will execute the Indenture on the Original Issue Date will consist of all of the Company’s Restricted Subsidiaries other than those Restricted Subsidiaries organized under the laws of the PRC (the “PRC Non-Guarantor Subsidiaries”). All of the Subsidiary Guarantors are holding companies that do not have significant operations.



None of the PRC Non-Guarantor Subsidiaries will provide a Subsidiary Guarantee or JV Subsidiary Guarantee on the Original Issue Date or at any time in the future. Although the Indenture contains limitations on the amount of additional Indebtedness that Non-Guarantor Subsidiaries (as defined herein) may incur, the amount of such additional Indebtedness could be substantial. In the event of a bankruptcy, liquidation or reorganization of any Non-Guarantor Subsidiary, the Non-Guarantor Subsidiaries will pay the holders of their debt and their trade creditors before they will be able to distribute any of their assets to the Company.

The Company will cause each of its future Restricted Subsidiaries (other than Persons organized under the laws of the PRC, Exempted Subsidiaries and Listed Subsidiaries), as soon as practicable and in any event within 30 days after such Person becomes a Restricted Subsidiary or ceases to be an Exempted Subsidiary or a Listed Subsidiary, to execute and deliver to the Trustee a supplemental indenture to the Indenture pursuant to which such Restricted Subsidiary will Guarantee the payment of the Notes as either a Subsidiary Guarantor or a JV Subsidiary Guarantor.

Notwithstanding the foregoing, the Company may elect to have any future Restricted Subsidiary (and its Restricted Subsidiaries) organized outside the PRC not provide a Subsidiary Guarantee or JV Subsidiary Guarantee at the time such Person becomes a Restricted Subsidiary or ceases to be an Exempted Subsidiary or a Listed Subsidiary (each such Person an “Offshore Non-Guarantor Subsidiary” and, together with the PRC Non-Guarantor Subsidiaries, the “Non-Guarantor Subsidiaries”), *provided* that, after giving effect to the Consolidated Assets of such Restricted Subsidiary, the Consolidated Assets of all Restricted Subsidiaries organized outside the PRC (other than Exempted Subsidiaries and Listed Subsidiaries) that are not Subsidiary Guarantors do not account for more than 20% of the Total Assets of the Company.

In the case of a Subsidiary Guarantor with respect to which the Company or any Restricted Subsidiary is proposing to sell, whether through the sale of existing shares or the issuance of new shares, no less than 20% of the Capital Stock of such Subsidiary Guarantor, the Company may concurrently with the consummation of such sale or issuance of Capital Stock, (a) instruct the Trustee to release the Subsidiary Guarantees provided by such Subsidiary Guarantor and each of its Restricted Subsidiaries organized outside the PRC, and upon such release such Subsidiary Guarantor and its Restricted Subsidiaries organized outside the PRC will become Offshore Non-Guarantor Subsidiaries (such that they will no longer Guarantee the Notes) and (b) instruct the Security Agent to (i) discharge the pledge of the Capital Stock granted by each such Offshore Non-Guarantor Subsidiary and (ii) discharge the pledge of Capital Stock made by the Company or any Subsidiary Guarantor over the shares it owns in each such Offshore Non-Guarantor Subsidiary (in each case, without any requirement to seek the consent or approval of the Holders of the Notes), *provided* that after the release of such Subsidiary Guarantees, the Consolidated Assets of all Restricted Subsidiaries organized outside the PRC that are not Subsidiary Guarantors or JV Subsidiary Guarantors (including such Offshore Non-Guarantor Subsidiaries but excluding Exempted Subsidiaries or Listed Subsidiaries) do not account for more than 20% of the Total Assets of the Company. A Subsidiary Guarantee of a Subsidiary Guarantor may only be released pursuant to this paragraph if as of the date of such proposed release, no document exists that is binding on the Company or any Restricted Subsidiary that would have the effect of (a) prohibiting the Company or any Restricted Subsidiary from releasing such Subsidiary Guarantee or (b) requiring the Company or such Subsidiary Guarantor to deliver or keep in place a guarantee of other Indebtedness of the Company by such Subsidiary Guarantor.

Each Restricted Subsidiary that guarantees the Notes after the Original Issue Date other than through a JV Subsidiary Guarantee is referred to as a “Future Subsidiary Guarantor” and upon execution of the applicable supplemental indenture to the Indenture will be a “Subsidiary Guarantor.”

In the case of a Restricted Subsidiary (i) that is, or is proposed by the Company or any Restricted Subsidiary to be, established after the Original Issue Date, (ii) that is organized in any jurisdiction other than the PRC and (iii) in respect of which the Company or any Restricted Subsidiary (x) is proposing to sell, whether through the sale of existing shares or the issuance of new shares, no less than 20% of the total outstanding Capital Stock of such Restricted Subsidiary or (y) is proposing to purchase an Independent Third Party such that it becomes a

Subsidiary of the Company and designate such entity as a Restricted Subsidiary, the Company may, concurrently with or as soon as practicable after the consummation of such sale or purchase, cause the provision of a JV Subsidiary Guarantee instead of a Subsidiary Guarantee by (a) such Restricted Subsidiary and (b) the Restricted Subsidiaries of such Restricted Subsidiary that are organized in any jurisdiction other than the PRC, if the following conditions, in the case of both (a) and (b), are satisfied:

- as of the date of execution of the JV Subsidiary Guarantee, no document exists that is binding on the Company or any Restricted Subsidiary that would have the effect of (a) prohibiting the Company or any such Restricted Subsidiary from providing such JV Subsidiary Guarantee or (b) requiring the Company or any Restricted Subsidiary to deliver or keep in place a guarantee by any such Restricted Subsidiary on terms that are more favorable to the recipients of such guarantee than the JV Subsidiary Guarantee;
- such sale or issuance of Capital Stock is made to, or such purchase of Capital Stock is made from, an Independent Third Party at a consideration that is not less than (in the case of a sale or issuance) or no more than (in the case of a purchase) of the Fair Market Value of such Capital Stock;
- concurrently with providing the JV Subsidiary Guarantee, the Company shall or shall cause such JV Subsidiary Guarantor to deliver to the Trustee:
  - (i) (A) a duly executed guarantee of such JV Subsidiary Guarantor and each Restricted Subsidiary of such JV Subsidiary Guarantor that is not organized under the laws of the PRC (each, a “JV Subsidiary Guarantee”), and (B) a duly executed supplemental indenture to the Indenture pursuant to which such JV Subsidiary Guarantor and each such Restricted Subsidiary of such JV Subsidiary Guarantor will guarantee the payment of the Notes, each of which provides, among other things, that the aggregate claims of the Trustee under such JV Subsidiary Guarantee will be limited to the JV Entitlement Amount;
  - (ii) a duly executed Security Document that pledges in favor of the Security Agent for itself and for the benefit of the Trustee the Capital Stock of such JV Subsidiary Guarantor held by the Company or any Subsidiary Guarantor, but not the Capital Stock of the direct or indirect Subsidiaries of such JV Subsidiary Guarantor;
  - (iii) an Officers’ Certificate certifying a copy of the Board Resolution to the effect that such JV Subsidiary Guarantee has been approved by a majority of the disinterested members of the Board of Directors; and
  - (iv) an Opinion of Counsel confirming that under New York law such JV Subsidiary Guarantee is the valid and binding obligation of the applicable JV Subsidiary Guarantor, enforceable against the applicable JV Subsidiary Guarantor in accordance with its terms (subject to customary qualifications and assumptions).

As of June 30, 2017, the Company and its subsidiaries (including the Non-Guarantor Subsidiaries) had total bank and other borrowings of RMB58,347.5 million (US\$8,606.7 million), of which RMB42,975.4 million (US\$6,339.2 million) were secured.

As of June 30, 2017, the Non-Guarantor Subsidiaries had total bank and other borrowings of RMB53,149.6 million (US\$7,840.0 million), capital commitments of RMB11,186.9 million (US\$1,650.2 million) and contingent liabilities arising from guarantees of RMB15,238.6 million (US\$2,247.8 million).

The Subsidiary Guarantee of each Subsidiary Guarantor:

- is a general obligation of such Subsidiary Guarantor;
- is effectively subordinated to secured obligations of such Subsidiary Guarantor, to the extent of the value of the assets serving as security therefor (except for the Collateral);

- is senior in right of payment to all future obligations of such Subsidiary Guarantor expressly subordinated in right of payment to such Subsidiary Guarantee;
- ranks at least *pari passu* in right of payment with the Existing Pari Passu Secured Indebtedness and all other unsecured, unsubordinated Indebtedness of such Subsidiary Guarantor (subject to any priority rights of such unsubordinated Indebtedness pursuant to applicable law); and
- is effectively subordinated to all existing and future obligations of the Non-Guarantor Subsidiaries.

If any is provided, the JV Subsidiary Guarantee of each JV Subsidiary Guarantor:

- will be a general obligation of such JV Subsidiary Guarantor;
- will be enforceable only up to the JV Entitlement Amount;
- will be effectively subordinated to secured obligations of such JV Subsidiary Guarantor, to the extent of the value of the assets serving as security therefor;
- will be limited to the JV Entitlement Amount, and will be senior in right of payment to all future obligations of such JV Subsidiary Guarantor expressly subordinated in right of payment to such JV Subsidiary Guarantee; and
- will be limited to the JV Entitlement Amount, and will rank at least *pari passu* with all other unsecured, unsubordinated Indebtedness of such JV Subsidiary Guarantor (subject to any priority rights of such unsecured, unsubordinated Indebtedness pursuant to applicable law).

In addition, subject to the limitations described in “Risk Factors—Risks Relating to the Subsidiary Guarantees, the JV Subsidiary Guarantees and the Collateral,” the Subsidiary Guarantee of each Subsidiary Guarantor Pledgor:

- will be entitled to a first ranking security interest in the Collateral (subject to any Permitted Liens) pledged by such Subsidiary Guarantor Pledgor, as described below under “—Security” shared on a *pari passu* basis pursuant to the Intercreditor Agreement (as defined below) with holders of the Existing Pari Passu Secured Indebtedness and any holders of the Permitted Pari Passu Secured Indebtedness; and
- will rank effectively senior in right of payment to the unsecured obligations of such Subsidiary Guarantor Pledgor with respect to the value of the Collateral securing such Subsidiary Guarantee (subject to any priority rights of such unsecured obligations pursuant to applicable law).

The JV Subsidiary Guarantee of each JV Subsidiary Guarantor is not required to be secured (no JV Subsidiary Guarantor is required to pledge the shares of any Restricted Subsidiary that it holds).

Under the Indenture, and any supplemental indenture to the Indenture, as applicable, each of the Subsidiary Guarantors and JV Subsidiary Guarantors (if any) will jointly and severally guarantee the due and punctual payment of the principal of, premium, if any, and interest on, and all other amounts payable under, the Notes; *provided* that any JV Subsidiary Guarantee will be limited to the JV Entitlement Amount. The Subsidiary Guarantors and JV Subsidiary Guarantors will (1) agree that their respective obligations under the Subsidiary Guarantees and JV Subsidiary Guarantees, as the case may be, will be enforceable irrespective of any invalidity, irregularity or unenforceability of the Notes or the Indenture and (2) waive their respective rights to require the Trustee to pursue or exhaust its legal or equitable remedies against the Company prior to exercising its rights under the Subsidiary Guarantees and the JV Subsidiary Guarantees, as the case may be. Moreover, if at any time any amount paid under a Note or the Indenture is rescinded or must otherwise be restored, the rights of the Holders under the Subsidiary Guarantees and the JV Subsidiary Guarantees, as the case may be, will be reinstated with respect to such payment as though such payment had not been made. All payments under the Subsidiary Guarantees and the JV Subsidiary Guarantees, as the case may be, are required to be made in U.S. dollars.

Under the Indenture, and any supplemental indenture to the Indenture, as applicable,

- each Subsidiary Guarantee will be limited to an amount not to exceed the maximum amount that can be guaranteed by the applicable Subsidiary Guarantor without rendering the Subsidiary Guarantee, as it relates to such Subsidiary Guarantor, voidable under applicable law relating to fraudulent conveyance or fraudulent transfer or similar laws affecting the rights of creditors generally; and
- each JV Subsidiary Guarantee will be limited to an amount which is the lower of (i) the JV Entitlement Amount and (ii) an amount not to exceed the maximum amount that can be guaranteed by the applicable JV Subsidiary Guarantor without rendering the JV Subsidiary Guarantee, as it relates to such JV Subsidiary Guarantor, voidable under applicable law relating to fraudulent conveyance or fraudulent transfer or similar laws affecting the rights of creditors generally.

No assurance can be given that the preceding provision limiting the maximum amount of each Subsidiary Guarantee or JV Subsidiary Guarantee will be given effect. If a Subsidiary Guarantee or JV Subsidiary Guarantee were to be rendered voidable, it could be subordinated by a court to all other Indebtedness (including guarantees and other contingent liabilities) of the applicable Subsidiary Guarantor or JV Subsidiary Guarantor, as the case may be, and, depending on the amount of such Indebtedness, a Subsidiary Guarantor's liability on its Subsidiary Guarantee or a JV Subsidiary Guarantor's liability on its JV Subsidiary Guarantee, as the case may be, could in each case be reduced to zero.

The obligations of each Subsidiary Guarantor under its Subsidiary Guarantee and the enforceability of the Collateral granted in respect of the Subsidiary Guarantees of the Subsidiary Guarantor Pledgors may be limited, or possibly invalid, under applicable laws. Similarly, the obligations of each JV Subsidiary Guarantor under its JV Subsidiary Guarantee may be limited, or possibly invalid, under applicable laws. See "Risk Factors—Risks Relating to the Subsidiary Guarantees, the JV Subsidiary Guarantees and the Collateral—The Subsidiary Guarantees or JV Subsidiary Guarantees (if any) may be challenged under applicable insolvency or fraudulent transfer laws, which could impair the enforceability of the Subsidiary Guarantees or JV Subsidiary Guarantees."

#### ***Release of the Subsidiary Guarantees and JV Subsidiary Guarantees***

A Subsidiary Guarantee given by a Subsidiary Guarantor and a JV Subsidiary Guarantee given by a JV Subsidiary Guarantor may be released in certain circumstances, including:

- upon repayment in full of the Notes;
- upon a defeasance as described under "—Defeasance—Defeasance and Discharge";
- in the case of a Subsidiary Guarantee, upon the replacement of such Subsidiary Guarantee with a JV Subsidiary Guarantee in compliance with the terms of the Indenture;
- upon the designation by the Company of a Subsidiary Guarantor or a JV Subsidiary Guarantor, as the case may be, as an Unrestricted Subsidiary in compliance with the terms of the Indenture;
- upon the sale, merger, consolidation, transfer or other disposition of a Subsidiary Guarantor or a JV Subsidiary Guarantor, as the case may be, in compliance with the terms of the Indenture (including the covenants described under "—Certain Covenants—Limitation on Sales and Issuances of Capital Stock in Restricted Subsidiaries," "—Certain Covenants—Limitation on Asset Sales" and "—Consolidation, Merger and Sale of Assets") resulting in such Subsidiary Guarantor or JV Subsidiary Guarantor, as the case may be, no longer being a Restricted Subsidiary, so long as (1) such Subsidiary Guarantor or JV Subsidiary Guarantor, as the case may be, is simultaneously released from its obligations in respect of any of the Company's other Indebtedness or any Indebtedness of any other Restricted Subsidiary (other than a Subsidiary of such Subsidiary Guarantor or JV Subsidiary Guarantor) and (2) the proceeds from such sale, merger, consolidation, transfer or other disposition are used for the purposes permitted or required by the Indenture; or

- in the case of a Subsidiary Guarantor or JV Subsidiary Guarantor that becomes an Offshore Non-Guarantor Subsidiary, in compliance with the terms of the Indenture.

No release of a Subsidiary Guarantor from its Subsidiary Guarantee or a JV Subsidiary Guarantor from its JV Subsidiary Guarantee shall be effective against the Trustee or the Holders until the Company has delivered to the Trustee an Officer's Certificate stating that all requirements relating to such release have been complied with and such release is authorized and permitted by the terms of the Indenture.

***Replacement of Subsidiary Guarantees with JV Subsidiary Guarantees***

A Subsidiary Guarantee given by a Subsidiary Guarantor may be released following the sale or issuance by the Company or any Restricted Subsidiary of Capital Stock in (a) such Subsidiary Guarantor or (b) any other Subsidiary Guarantor that, directly or indirectly, owns a majority of the Capital Stock of such Subsidiary Guarantor, in each case where such sale or issuance, whether through the sale of existing shares or the issuance of new shares, is for no less than 20% of the issued Capital Stock of the relevant Subsidiary Guarantor, *provided* that the following conditions are satisfied or complied with:

- as of the date of such proposed release, no document exists that is binding on the Company or any Restricted Subsidiary that would have the effect of (a) prohibiting the Company or any Restricted Subsidiary from releasing such Subsidiary Guarantee, (b) prohibiting the Company or any Restricted Subsidiary from providing such JV Subsidiary Guarantee, or (c) requiring the Company or any Restricted Subsidiary to deliver or keep in force a replacement guarantee on terms that are more favorable to the recipients of such guarantee than the JV Subsidiary Guarantee;
- such sale or issuance of Capital Stock is made to an Independent Third Party at a consideration that is not less than the Fair Market Value of such Capital Stock;
- concurrently with the release of such Subsidiary Guarantee, the Company shall or shall cause such Subsidiary Guarantor that is being released from its Subsidiary Guarantee to deliver to the Trustee:
  - (i) (A) a duly executed JV Subsidiary Guarantee of such JV Subsidiary Guarantor and each Restricted Subsidiary of such JV Subsidiary Guarantor that is not organized under the laws of the PRC by which it will no longer be a Subsidiary Guarantor and become a JV Subsidiary Guarantor and (B) a duly executed supplemental indenture to the Indenture pursuant to which such JV Subsidiary Guarantor will guarantee the payment of the Notes, each of which provides, among other things, that the aggregate claims of the Trustee under such JV Subsidiary Guarantee will be limited to the JV Entitlement Amount;
  - (ii) a duly executed Security Document that pledges in favor of the Security Agent for itself and for the benefit of the Trustee the Capital Stock of such JV Subsidiary Guarantor held by the Company or any Subsidiary Guarantor, but not the Capital Stock of the direct or indirect Subsidiaries of such JV Subsidiary Guarantor;
  - (iii) an Officers' Certificate certifying a copy of a Board Resolution to the effect that such JV Subsidiary Guarantee has been approved by a majority of the disinterested members of the Board of Directors; and
  - (iv) an Opinion of Counsel confirming that under New York law such JV Subsidiary Guarantee is the valid and binding obligations of the applicable JV Subsidiary Guarantor, enforceable against the JV Subsidiary Guarantor providing such JV Subsidiary Guarantee in accordance with its terms (subject to customary qualifications and assumptions).

Notwithstanding the foregoing paragraph, any such sale or issuance of the Capital Stock of the relevant Subsidiary Guarantor will need to comply with the other covenants set forth in the Indenture, including, without limitation, the "Limitation on Asset Sales", "Limitation on Sales and Issuances of Capital Stock in Restricted Subsidiaries" and "Limitation on Restricted Payments" covenants.



Any Net Cash Proceeds from the sale of such Capital Stock shall be applied by the Company (or any Restricted Subsidiary) in accordance with the “Limitation on Asset Sales” covenant.

As of the date of the Indenture, all of the Company’s Subsidiaries will be “Restricted Subsidiaries.” However, under the circumstances described below under “—Certain Covenants—Designation of Restricted and Unrestricted Subsidiaries,” the Company will be permitted to designate certain of its Subsidiaries as “Unrestricted Subsidiaries.” The Company’s Unrestricted Subsidiaries will generally not be subject to the restrictive covenants in the Indenture. The Company’s Unrestricted Subsidiaries will not Guarantee the Notes.

## **Security**

The Company has pledged, or caused the initial Subsidiary Guarantor Pledgor to pledge, as the case may be, the Capital Stock of all of the initial Subsidiary Guarantors owned by the Company or the Subsidiary Guarantor Pledgor (the “Collateral”) on the Original Issue Date in order to secure the obligations of the Company and the Subsidiary Guarantors under the Existing Pari Passu Secured Indebtedness, the Notes and the Subsidiary Guarantees and any Permitted Pari Passu Secured Indebtedness.

The Company has agreed to extend, or cause the initial Subsidiary Guarantor Pledgor to extend, as the case may be, the benefit of the security interests created over the Collateral to the Holders on the Original Issue Date in order to secure the obligations of the Company under the Notes and the Indenture and of such initial Subsidiary Guarantor Pledgor under its Subsidiary Guarantee.

The initial Subsidiary Guarantor Pledgor is Rongda Company Limited. None of the Capital Stock of the Non-Guarantor Subsidiaries will be pledged on the Original Issue Date or at any time in the future. In addition, none of the Capital Stock of any future Restricted Subsidiary that may be organized under the laws of the PRC will be pledged at any time in the future.

If any JV Subsidiary Guarantor is established, the Capital Stock of such JV Subsidiary Guarantor owned by the Company or any Subsidiary Guarantor will be pledged to secure the obligations of the Company under the Notes and the Indenture, and of such Subsidiary Guarantor under its Subsidiary Guarantee, as the case may be, in the manner described above. However, none of the JV Subsidiary Guarantors will pledge the Capital Stock of its direct or indirect Subsidiaries as security in favor of the Security Agent for itself and for the benefit of the Trustee.

The Company has also agreed, for the benefit of the Holders, to pledge, or cause each Subsidiary Guarantor to pledge, the Capital Stock owned directly by the Company or such Subsidiary Guarantor of any Person that becomes a Subsidiary Guarantor or JV Subsidiary Guarantor (or any additional Capital Stock of a JV Subsidiary Guarantor or a Subsidiary Guarantor acquired by the Company or a Subsidiary Guarantor after the Original Issue Date) as soon as practicable and in any event within 30 days after such Person becomes a Subsidiary Guarantor or JV Subsidiary Guarantor to secure (subject to Permitted Liens) the obligations of the Company under the Notes and the Indenture, and of such Subsidiary Guarantor Pledgor under its Subsidiary Guarantee, in the manner described above.

Each Subsidiary Guarantor that pledges Capital Stock of a Restricted Subsidiary after the Original Issue Date is referred to as a “Future Subsidiary Guarantor Pledgor” and, upon giving such pledge, will be a “Subsidiary Guarantor Pledgor.”

The value from the Collateral securing the Notes and the Subsidiary Guarantees of the Subsidiary Guarantor Pledgors (as reduced by the obligations owed to other secured creditors under the Intercreditor Agreement) is unlikely to be sufficient to satisfy the Company’s and each of the Subsidiary Guarantor Pledgors’ obligations under the Notes and the Subsidiary Guarantees of the Subsidiary Guarantor Pledgors (as reduced by the obligations owed to other secured creditors under the Intercreditor Agreement), and the Collateral securing the



Notes and such Subsidiary Guarantee (as reduced by the obligations owed to other secured creditors under the Intercreditor Agreement) may be reduced or diluted under certain circumstances, including the issuance of Additional Notes and other Permitted *Pari Passu* Secured Indebtedness and the disposition of assets comprising the Collateral, subject to the terms of the Indenture. See “—Security—Release of Security” and “Risk Factors—Risks Relating to the Subsidiary Guarantees, the JV Subsidiary Guarantees and the Collateral—The value of the Collateral is unlikely to be sufficient to satisfy our obligations under the Notes and other *pari passu* secured indebtedness.”

No appraisals of the Collateral have been prepared in connection with this offering of the Notes. There can be no assurance that the proceeds of any sale of the Collateral, in whole or in part, pursuant to the Indenture, the Intercreditor Agreement, and the Security Documents following an Event of Default, would be sufficient to satisfy amounts due on the Notes or the Subsidiary Guarantees of the Subsidiary Guarantor Pledgors (as reduced by the obligations owed to other secured creditors under the Intercreditor Agreement). By its nature, some or all of the Collateral will be illiquid and may have no readily ascertainable market value. Accordingly, there can be no assurance that the Collateral would be sold in a timely manner or at all.

So long as no Payment Default has occurred and is continuing, and subject to the terms of the Security Documents and the Indenture, the Company and the Subsidiary Guarantor Pledgors, as the case may be, will be entitled to exercise any and all voting rights and to receive, retain and use any and all cash dividends, stock dividends, liquidating dividends, non-cash dividends, shares or stock resulting from stock splits or reclassifications, rights issues, warrants, options and other distributions (whether similar or dissimilar to the foregoing) in respect of Capital Stock constituting Collateral.

#### ***Permitted *Pari Passu* Secured Indebtedness***

On or after the Original Issue Date, the Company and each Subsidiary Guarantor Pledgor may create Liens on the Collateral *pari passu* with the Lien for the benefit of the Holders to secure Indebtedness of the Company (including Additional Notes), any Subsidiary Guarantee and any *Pari Passu* Guarantee with respect to such Indebtedness (such Indebtedness of the Company, any Subsidiary Guarantee and any such *Pari Passu* Guarantee, “Permitted *Pari Passu* Secured Indebtedness”); *provided* that (1) the Company or such Subsidiary Guarantor was permitted to Incur such Indebtedness under the covenant described under “—Limitation on Indebtedness and Preferred Stock”, (2) the holders (or their representative) of such Indebtedness (other than Additional Notes) become party to the Intercreditor Agreement referred to below; (3) the agreement in respect of such Indebtedness contains provisions with respect to releases of Collateral and such *Pari Passu* Guarantee substantially similar to and no more restrictive on the Company and such Subsidiary Guarantor than the provisions of the Indenture and the Security Documents; and (4) the Company and such Subsidiary Guarantor Pledgor deliver to the Trustee an Opinion of Counsel and Officers’ Certificate with respect to corporate and collateral matters in connection with the Security Documents, stating that either (x) all necessary actions have been taken with respect to the recording, registering and filing of the Security Documents or (y) no such action is necessary to make such Lien effective. The Trustee and the Security Agent will be permitted and authorized, without the consent of, or notice to, any Holder, to enter into any Security Document or any amendment thereto or to the Indenture and take any other action necessary to permit the creation and registration of Liens on the Collateral to secure Permitted *Pari Passu* Secured Indebtedness in accordance with this paragraph and the Indenture (including, without limitation, the appointment of any security agent under the Intercreditor Agreement referred to below to hold the Collateral on behalf of, among others, (i) the Holders, (ii) the Existing *Pari Passu* Secured Indebtedness and (iii) any holders of Permitted *Pari Passu* Secured Indebtedness).

Except for Indebtedness secured by certain Permitted Liens including the Permitted *Pari Passu* Secured Indebtedness, the Company and its Restricted Subsidiaries will not be permitted to issue or Incur any other Indebtedness secured by all or any portion of the Collateral without the consent of each Holder of the Notes then outstanding.

### ***Intercreditor Agreement***

The Company, the initial Subsidiary Guarantor Pledgor, Citicorp International Limited, as security agent (the “Security Agent”), Citicorp International Limited, as trustee with respect to the 2016 Notes and Citicorp International Limited, as trustee with respect to the June 2017 Notes, have entered into an intercreditor agreement (as may be amended, supplemented or modified from time to time, the “Intercreditor Agreement”) dated June 15, 2017, to which the trustee with respect to the July 2017 Notes on behalf of the holders of the July 2017 Notes acceded on July 5, 2017 and the trustee with respect to the September 2017 Notes on behalf of the holders of the September 2017 Notes acceded on September 27, 2017. On the Original Issue Date, the Trustee on behalf of the holders of the Notes will accede to the Intercreditor Agreement, pursuant to which the Trustee will agree to (1) share equal priority and *pro rata* entitlement in and to the Collateral; (2) the conditions that are applicable to the release of or granting of any Lien on such Collateral; and (3) the conditions under which they will enforce their respective rights with respect to such Collateral and the Indebtedness secured thereby.

In connection with the Incurrence of any future Permitted Pari Passu Secured Indebtedness (other than Additional Notes), the holders of such Permitted Pari Passu Secured Indebtedness (or their representative) will accede to the Intercreditor Agreement to include the holders (or their representatives or agents) of such Permitted Pari Passu Secured Indebtedness as parties to the Intercreditor Agreement.

By accepting the Notes, each Holder shall be deemed to have consented to the execution of the Intercreditor Agreement, any supplements, amendments or modifications thereto, and any future intercreditor agreement that may be required under the Indenture.

### ***Enforcement of Security***

The first priority Liens (subject to Permitted Liens and the Intercreditor Agreement) securing the Notes and the Subsidiary Guarantees of the Subsidiary Guarantor Pledgors, have been granted to the Security Agent. The Security Agent, subject to the Intercreditor Agreement, will hold such Liens and security interests in the Collateral granted pursuant to the Security Documents with sole authority as directed by the written instruction of the Trustee and any other Creditor Representative to exercise remedies under the Security Documents (subject to the terms of the Intercreditor Agreement). The Security Agent has agreed to act as secured party on behalf of the creditors under the Debt Documents under the applicable Security Documents, to follow the instructions provided to it under the Indenture, the Security Documents and/or the Intercreditor Agreement and to carry out certain other duties.

The Indenture and/or the Security Documents principally provide that, at any time while the Notes are outstanding and the Liens on the Collateral are not released pursuant to the terms of the Indenture, the Security Agent shall have the right to manage, perform and enforce the terms of the Security Documents relating to the Collateral and to exercise and enforce all privileges, rights and remedies thereunder according to its direction, including to take or retake control or possession of such Collateral and to hold, prepare for sale, process, lease, dispose of or liquidate such Collateral, including, without limitation, following the occurrence of an Event of Default under the Indenture.

All payments received and all amounts held by the Security Agent in respect of the Collateral under the Security Documents will be, subject to the Intercreditor Agreement, applied as follows:

*first*, to the Security Agent to the extent necessary to reimburse the Security Agent, for itself and in its capacity as security agent, for any fees and expenses incurred in connection with the collection or distribution of such amounts held or realized or in connection with the Intercreditor Agreement and the Security Documents and in connection with expenses incurred in enforcing remedies under the Intercreditor Agreement and the Security Documents and preserving the Collateral and all amounts for which the Security Agent is entitled to indemnification under the Intercreditor Agreement or the Security Documents;

*second*, ratably to the trustee of the 2016 Notes, the trustee of the June 2017 Notes and other Creditor Representatives, to the extent necessary to reimburse the foregoing persons ratably for any fees and expenses (including properly incurred fees and expenses of counsel) incurred in connection with the Indentures, the Security Documents and the Intercreditor Agreement and in connection with the collection or distribution of such amounts held or realized or in connection with expenses incurred in enforcing remedies under the Secured Party Documents, the Intercreditor Agreement and the Security Documents and preserving the Collateral and all amounts for which the foregoing persons are entitled to indemnification under the Secured Party Documents, the Intercreditor Agreement and the Security Documents;

*third*, ratably to each of the trustee of the 2016 Notes for the benefit of the holders of the 2016 Notes to satisfy outstanding obligations under the 2016 Notes, the trustee of the June 2017 Notes for the benefit of the holders of the June 2017 Notes to satisfy outstanding obligations under the June 2017 Notes and, to the extent applicable, to other Secured Parties for the benefit of the holders of any Permitted Pari Passu Secured Indebtedness to satisfy outstanding obligations thereunder (in each case, to the extent not paid pursuant to the paragraphs above), in accordance with the terms of the relevant Secured Party Documents; and

*fourth*, any surplus remaining after such payments will be paid to the Company, the Subsidiary Guarantor Pledgors or to whomever may be lawfully entitled thereto.

The Security Agent may decline to foreclose on the Collateral or exercise remedies available if it does not receive written instructions of the Trustee or other Creditor Representative and/or indemnification and/or security to its satisfaction. In addition, the Security Agent's ability to foreclose on the Collateral may be subject to lack of perfection, the consent of third parties, prior Liens and practical problems associated with the realization of the Security Agent's Liens on the Collateral. None of the Trustee, the Security Agent or any of their respective officers, directors, employees, attorneys or agents will be responsible or liable for the title, ownership, existence, genuineness, value, adequacy or protection of any Collateral securing the Notes, for the legality, enforceability, effectiveness or sufficiency of the Security Documents, for the creation, perfection, registration, continuation, priority, sufficiency, insurance or protection of any of the Liens, for any defect or deficiency as to any such matters, or for any failure to demand, collect, foreclose or realize upon or otherwise enforce any of the Liens or Security Documents or any delay in doing so.

The Security Documents provide that the Company and the Subsidiary Guarantor Pledgors will indemnify the Security Agent for all liabilities, obligations, losses, damages, penalties, actions, judgments, suits, costs, expenses or disbursements of any kind imposed against the Security Agent arising out of the Security Documents except to the extent that any of the foregoing are finally judicially determined to have resulted from the gross negligence or willful misconduct of the Security Agent.

This section, "—Enforcement of Security," shall be subject to any amendments to the Security Documents or the Indenture to permit the creation of Liens on the Collateral to secure Permitted Pari Passu Secured Indebtedness in accordance with "—Permitted Pari Passu Secured Indebtedness" above.

### ***Release of Security***

The security created in respect of the Collateral granted under the Security Documents may be released in certain circumstances, including:

- upon repayment in full of the Notes;
- upon a defeasance and discharge of the Notes as provided below under "—Defeasance—Defeasance and Discharge";
- upon certain dispositions of the Collateral in compliance with the covenants described under "—Certain Covenants—Limitation on Sales and Issuances of Capital Stock in Restricted Subsidiaries"

or “—Certain Covenants—Limitation on Asset Sales,” or in accordance with the provision described under “—Consolidation, Merger and Sale of Assets”;

- with respect to security granted by a Subsidiary Guarantor Pledgor, upon the release of the Subsidiary Guarantee of such Subsidiary Guarantor Pledgor in accordance with the terms of the Indenture;
- in connection with and upon execution of a JV Subsidiary Guarantee to replace a Subsidiary Guarantee, with respect to all pledges of Capital Stock granted by such JV Subsidiary Guarantor (or its Subsidiaries) in its direct and indirect Subsidiaries, and in accordance with the terms of the Indenture;
- with respect to a Subsidiary Guarantor that becomes an Offshore Non-Guarantor Subsidiary, the release of the pledge of Capital Stock made by the Company or any Subsidiary Guarantor over the shares it owns in such Offshore Non-Guarantor Subsidiary; and
- with respect to any pledge over any Capital Stock of any Subsidiary Guarantor or JV Subsidiary Guarantor, upon the designation by the Company of such Subsidiary Guarantor or JV Subsidiary Guarantor as an Unrestricted Subsidiary in accordance with the terms of the Indenture;

### **Further Issues**

Subject to the covenants described below, the Company may, from time to time, without notice to or the consent of the Holders, create and issue Additional Notes having the same terms and conditions as the Notes (including the benefit of the Subsidiary Guarantees and JV Subsidiary Guarantees) in all respects (or in all respects except for the issue date, issue price and the first payment of interest on them and, to the extent necessary, certain temporary securities law transfer restrictions) (a “Further Issue”) so that such Additional Notes may be consolidated and form a single class with the previously outstanding Notes and vote together as one class on all matters with respect to the Notes.

### **Optional Redemption**

At any time prior to maturity, the Company may at its option redeem the Notes, in whole but not in part, at a redemption price equal to 100% of the principal amount of the Notes plus the Applicable Premium as of, and accrued and unpaid interest, if any, to (but not including) the redemption date. The Company will give not less than 30 days’ nor more than 60 days’ notice of any redemption. Neither the Trustee nor any of the Agents shall be responsible for verifying or calculating the Applicable Premium.

At any time and from time to time prior to maturity, the Company may redeem up to 35% of the aggregate principal amount of the Notes with the Net Cash Proceeds of one or more sales of Common Stock of the Company in an Equity Offering at a redemption price of 108.25% of the principal amount of the Notes, plus accrued and unpaid interest, if any, to (but not including) the redemption date; *provided* that at least 65% of the aggregate principal amount of the Notes originally issued on the Original Issue Date remains outstanding after each such redemption and any such redemption takes place within 60 days after the closing of the related Equity Offering.

### ***Selection and Notice***

The Company will give not less than 30 days’ nor more than 60 days’ notice of any redemption. If less than all of the Notes are to be redeemed at any time, the Notes will be selected for redemption as follows:

(1) if the Notes are listed on any recognized securities exchange, in compliance with the requirements of the principal recognized securities exchange on which the Notes are listed or if the Notes are being held through the clearing systems, in compliance with the applicable requirements of such clearing systems; or

(2) if the Notes are not listed on any recognized securities exchange, on a *pro rata* basis or by lot, unless otherwise required by law or applicable depositary or clearing system requirements.

A Note of US\$200,000 in principal amount or less shall not be redeemed in part. If any Note is to be redeemed in part only, the notice of redemption relating to such Note will state the portion of the principal amount to be redeemed. With respect to any certificated Note, a new Note in principal amount equal to the unredeemed portion will be issued upon cancelation of the original Note. On and after the redemption date, interest will cease to accrue on Notes or portions of them called for redemption.

### **Redemption at the Option of Holders of the Notes**

We shall, at the option (“Put Option”) of any Holder, repurchase all of the Notes held by such Holder at any time on or after February 1, 2020 at 100% of the principal amount of such Notes plus accrued and unpaid interest, if any, to (but not including) the repurchase date (the Put Option Settlement Date).

Repurchases of Notes under the Put Option shall be made, at the option of any Holder thereof, on the Put Option Settlement Date upon:

- (a) delivery to the Trustee (or other Paying Agent appointed by the Issuer) by such Holder of a duly completed and executed notice, which notice shall be delivered not less than 30 days nor more than 60 days prior to the Put Option Settlement Date and shall be irrevocable (the “Repurchase Notice”) in the form set forth in the Indenture; and
- (b) delivery or book-entry transfer of the Notes to the Trustee (or other Paying Agent appointed by the Issuer) at any time simultaneous to or after delivery of the Repurchase Notice (together with all necessary endorsements) at the office of the Trustee (or other Paying Agent appointed by us) at the time, such delivery being a condition to receive by such Holder of the purchase price therefor; *provided* that such purchase price shall be so paid under the Put Option only if the Notes so delivered to the Trustee (or other Paying Agent appointed by us) shall conform in all respects to the description thereof in the related Repurchase Notice.

We shall purchase from such Holder the Notes delivered with the Repurchase Notice if the principal amount is at least US\$200,000 or an integral multiples of \$1,000 in excess thereof.

The Trustee (or other Paying Agent appointed by the Issuer) shall promptly notify us of the receipt by it of any Repurchase Notice.

### **Repurchase of Notes Upon a Change of Control Triggering Event**

Not later than 30 days following a Change of Control Triggering Event, the Company will make an Offer to Purchase all outstanding Notes (a “Change of Control Offer”) at a purchase price equal to 101% of the principal amount thereof plus accrued and unpaid interest, if any, to (but not including) the Offer to Purchase Payment Date.

The Company has agreed in the Indenture that upon a Change of Control Triggering Event it will timely repay all Indebtedness or obtain consents as necessary under, or terminate, agreements or instruments that would otherwise prohibit a Change of Control Offer required to be made pursuant to the Indenture. Notwithstanding this agreement of the Company, it is important to note that if the Company is unable to repay (or cause to be repaid) all of the Indebtedness, if any, that would prohibit repurchase of the Notes or is unable to obtain the requisite consents of the holders of such Indebtedness, or terminate any agreements or instruments that would otherwise prohibit a Change of Control Offer, it would continue to be prohibited from purchasing the Notes. In that case, the Company’s failure to purchase tendered Notes would constitute an Event of Default under the Indenture.

Certain of the events constituting a Change of Control Triggering Event under the Notes will also constitute an event of default under certain debt instruments of the Company and its Subsidiaries. Future debt of the Company may also (1) prohibit the Company from purchasing Notes in the event of a Change of Control

Triggering Event; (2) provide that a Change of Control Triggering Event is a default; or (3) require repurchase of such debt upon a Change of Control Triggering Event. Moreover, the exercise by the Holders of their right to require the Company to purchase the Notes could cause a default under other Indebtedness, even if the Change of Control Triggering Event itself does not, due to the financial effect of the purchase on the Company. The Company's ability to pay cash to the Holders following the occurrence of a Change of Control Triggering Event may be limited by the Company's, the Subsidiary Guarantors' and the JV Subsidiary Guarantors' then-existing financial resources. There can be no assurance that sufficient funds will be available when necessary to make the required purchase of the Notes. See "Risk Factors—Risks Relating to the Notes—We may not be able to repurchase the Notes upon a Change of Control Triggering Event."

The phrase "all or substantially all," as used with respect to the assets of the Company in the definition of "Change of Control," will likely be interpreted under applicable law of the relevant jurisdictions and will be dependent upon particular facts and circumstances. As a result, there may be a degree of uncertainty in ascertaining whether a sale or transfer of "all or substantially all" the assets of the Company has occurred.

Notwithstanding the above, the Company will not be required to make a Change of Control Offer following a Change of Control Triggering Event if a third party makes the Change of Control Offer in the same manner, at the same time and otherwise in compliance with the requirements set forth in the Indenture applicable to a Change of Control Offer made by the Company and purchases all Notes validly tendered and not withdrawn under such Change of Control Offer.

Except as described above with respect to a Change of Control Triggering Event, the Indenture does not contain provisions that permit the Holders to require that the Company purchase or redeem the Notes in the event of a takeover, recapitalization or similar transaction.

The Trustee shall not be required to take any steps to ascertain whether a Change of Control Triggering Event has occurred or may occur, and shall be entitled to assume that no such event has occurred until it has received written notice to the contrary from the Company. The Trustee shall not be required to take any steps to ascertain whether the condition for the exercise of the rights herein has occurred. The Trustee shall not be responsible for determining or verifying whether a Note is to be accepted for redemption and will not be responsible to the Holders for any loss arising from any failure by it to do so. The Trustee shall not be under any duty to determine, calculate or verify the redemption amount payable hereunder and will not be responsible to the Holders for any loss arising from any failure by it to do so.

### **No Mandatory Redemption or Sinking Fund**

There will be no mandatory redemption or sinking fund payments for the Notes.

### **Additional Amounts**

All payments of principal of, and premium (if any) and interest on the Notes or under the Subsidiary Guarantees and JV Subsidiary Guarantees will be made without withholding or deduction for, or on account of, any present or future taxes, duties, assessments or governmental charges of whatever nature imposed or levied by or within any jurisdiction in which the Company, a Surviving Person (as defined under "—Consolidation, Merger and Sale of Assets") or an applicable Subsidiary Guarantor or JV Subsidiary Guarantor is organized or resident for tax purposes (or any political subdivision or taxing authority thereof or therein), including, without limitation, the PRC (each, as applicable, a "Relevant Taxing Jurisdiction"), or any jurisdiction through which payments are made (or any political subdivision or taxing authority thereof or therein) by or on behalf of the Company, a Surviving Person, or an applicable Subsidiary Guarantor or JV Subsidiary Guarantor (together with each Relevant Taxing Jurisdiction, a "Relevant Jurisdiction"), unless such withholding or deduction is required by law or by regulation or governmental policy having the force of law. In the event that any such withholding or deduction is so required, the Company, a Surviving Person or the applicable Subsidiary Guarantor or JV



Subsidiary Guarantor, as the case may be, will pay such additional amounts (“Additional Amounts”) as will result in receipt by the Holder of each Note, the Subsidiary Guarantees or the JV Subsidiary Guarantees, as the case may be, of such amounts as would have been received by such Holder had no such withholding or deduction been required, except that no Additional Amounts shall be payable:

- (1) for or on account of:
  - (a) any tax, duty, assessment or other governmental charge that would not have been imposed but for:
    - (i) the existence of any present or former connection between the Holder or beneficial owner of such Note, Subsidiary Guarantee or JV Subsidiary Guarantee, as the case may be, and the Relevant Jurisdiction (other than merely acquiring or holding such Note or the receipt of payments thereunder or under a Subsidiary Guarantee or JV Subsidiary Guarantee), including, without limitation, such Holder or beneficial owner being or having been a national, domiciliary or resident of such Relevant Jurisdiction or treated as a resident thereof or being or having been physically present or engaged in a trade or business therein or having or having had a permanent establishment therein;
    - (ii) the presentation of such Note (in cases in which presentation is required) more than 30 days after the later of the date on which the payment of the principal of, premium, if any, or interest on such Note became due and payable pursuant to the terms thereof or was made or duly provided for, except to the extent that the Holder thereof would have been entitled to such Additional Amounts if it had presented such Note for payment on any date within such 30-day period;
    - (iii) the failure of the Holder or beneficial owner to comply with a timely request of the Company, a Surviving Person, any Subsidiary Guarantor or any JV Subsidiary Guarantor addressed to the Holder or beneficial owner, as the case may be, to provide information concerning such Holder’s or beneficial owner’s nationality, residence, identity or connection with any Relevant Jurisdiction, if and to the extent that due and timely compliance with such request would have reduced or eliminated any withholding or deduction as to which Additional Amounts would have otherwise been payable to such Holder or beneficial owner; or
    - (iv) the presentation of such Note (in cases in which presentation is required) for payment in the Relevant Jurisdiction, unless such Note could not have been presented for payment elsewhere;
  - (b) any estate, inheritance, gift, sale, transfer, personal property or similar tax, assessment or other governmental charge;
  - (c) any tax, assessment or other governmental charge that is payable otherwise than by withholding or deduction from payments of principal, premium (if any) and interest on the Notes or from payments under the Subsidiary Guarantees or JV Subsidiary Guarantees (if any);
  - (d) any tax, assessment, withholding or deduction required by sections 1471 through 1474 of the Internal Revenue Code of 1986, as amended (“FATCA”), any current or future Treasury Regulations or rulings promulgated thereunder, any law, regulation or other official guidance enacted in any jurisdiction implementing FATCA, any intergovernmental agreement between the United States and any other jurisdiction to implement FATCA, or any agreement with the U.S. Internal Revenue Service under FATCA; or
  - (e) any combination of taxes, duties, assessments or other governmental charges referred to in the preceding clauses (a), (b), (c), and (d); or
- (2) to a Holder that is a fiduciary, partnership or person other than the sole beneficial owner of any payment to the extent that such payment would be required to be included in the income under the laws

of a Relevant Jurisdiction, for tax purposes, of a beneficiary or settlor with respect to the fiduciary, or a member of that partnership or a beneficial owner who would not have been entitled to such Additional Amounts had that beneficiary, settlor, member or beneficial owner been the Holder thereof.

As a result of these provisions, there are circumstances in which taxes could be withheld or deducted but Additional Amounts would not be payable to some or all Holders.

Whenever there is mentioned in any context the payment of principal of, and any premium or interest on, any Note or under any Subsidiary Guarantee or JV Subsidiary Guarantee, such mention shall be deemed to include payment of Additional Amounts provided for in the Indenture to the extent that, in such context, Additional Amounts are, were or would be payable in respect thereof.

### **Redemption for Taxation Reasons**

The Notes may be redeemed, at the option of the Company or a Surviving Person with respect to the Company, as a whole but not in part, upon giving not less than 30 days' nor more than 60 days' notice to the Holders, the Trustee and the Paying Agent (which notice shall be irrevocable), at a redemption price equal to 100% of the principal amount thereof, together with accrued and unpaid interest (including any Additional Amounts), if any, to (but not including) the date fixed by the Company or the Surviving Person, as the case may be, for redemption if, as a result of:

- (1) any change in, or amendment to, the laws (or any regulations or rulings promulgated thereunder) of a Relevant Taxing Jurisdiction affecting taxation; or
- (2) any change in the existing official position or the stating of an official position regarding the application or interpretation of such laws, regulations or rulings (including a holding, judgment or order by a court of competent jurisdiction),

which change or amendment becomes effective or, in the case of an official position, is announced (i) with respect to the Company or any initial Subsidiary Guarantor or JV Subsidiary Guarantor, on or after the Original Issue Date, or (ii) with respect to any Future Subsidiary Guarantor, JV Subsidiary Guarantor or Surviving Person, on or after the date such Future Subsidiary Guarantor, JV Subsidiary Guarantor or Surviving Person becomes a Subsidiary Guarantor, JV Subsidiary Guarantor or Surviving Person, with respect to any payment due or to become due under the Notes or the Indenture, the Company, a Surviving Person or a Subsidiary Guarantor or JV Subsidiary Guarantor, as the case may be, is, or on the next Interest Payment Date would be, required to pay Additional Amounts, and such requirement cannot be avoided by the taking of reasonable measures by the Company, a Surviving Person, a Subsidiary Guarantor or JV Subsidiary Guarantor, as the case may be; *provided* that no such notice of redemption shall be given earlier than 90 days prior to the earliest date on which the Company, a Surviving Person, a Subsidiary Guarantor or a JV Subsidiary Guarantor, as the case may be, would be obligated to pay such Additional Amounts if a payment in respect of the Notes were then due.

Prior to the giving of any notice of redemption of the Notes pursuant to the foregoing, the Company, a Surviving Person, a Subsidiary Guarantor or a JV Subsidiary Guarantor, as the case may be, will deliver or procure to deliver to the Trustee at least 30 days but not more than 60 days before a redemption date:

- (1) an Officers' Certificate stating that such change, amendment or statement of an official position referred to in the prior paragraph has occurred, describing the facts related thereto and stating that such requirement cannot be avoided by the Company, a Surviving Person or a Subsidiary Guarantor or JV Subsidiary Guarantor, as the case may be, taking reasonable measures available to it; and
- (2) an Opinion of Counsel or an opinion of a tax consultant, in either case of recognized standing with respect to tax matters of the Relevant Taxing Jurisdiction, addressed to the Trustee stating that the requirement to pay such Additional Amounts results from such change, amendment or statement of an official position referred to in the prior paragraph.

The Trustee shall accept and be entitled to rely conclusively on such Officers' Certificate and Opinion of Counsel as sufficient evidence of the satisfaction of the conditions precedent described above without further verification, in which event it shall be conclusive and binding on the Holders. The Trustee will not be responsible for any loss occasioned by acting in reliance on such certificate and opinion, and is not obligated to verify any information in any certificate or opinion.

Any Notes that are redeemed will be canceled.

### **Certain Covenants**

Set forth below are summaries of certain covenants contained in the Indenture.

#### ***Limitation on Indebtedness and Preferred Stock***

(1) The Company will not, and will not permit any Restricted Subsidiary to, Incur any Indebtedness (including Acquired Indebtedness), and the Company will not permit any Restricted Subsidiary to issue Preferred Stock, *provided* that the Company and any Subsidiary Guarantor may Incur Indebtedness (including Acquired Indebtedness) and any Restricted Subsidiary other than a Subsidiary Guarantor may Incur Permitted Subsidiary Indebtedness if, after giving effect to the Incurrence of such Indebtedness and the receipt and application of the proceeds therefrom, (x) no Default has occurred and is continuing and (y) the Fixed Charge Coverage Ratio would be not less than 2.0 to 1.0. Notwithstanding the foregoing, the Company will not permit any Restricted Subsidiary other than a Subsidiary Guarantor to Incur any Disqualified Stock (other than Disqualified Stock of Restricted Subsidiaries held by the Company or a Subsidiary Guarantor, so long as it is so held).

(2) Notwithstanding the foregoing, the Company and, to the extent provided below, any Restricted Subsidiary may Incur each and all of the following ("Permitted Indebtedness"):

(a) Indebtedness under the Notes (excluding any Additional Notes and any Permitted Pari Passu Secured Indebtedness of the Company) and each Subsidiary Guarantee and JV Subsidiary Guarantee;

(b) any Pari Passu Guarantees;

(c) Indebtedness of the Company or any Restricted Subsidiary outstanding on the Original Issue Date excluding Indebtedness permitted under clause (d) below; *provided* that such Indebtedness of Restricted Subsidiaries other than Subsidiary Guarantors shall be included in the calculation of Permitted Subsidiary Indebtedness;

(d) Indebtedness of the Company or any Restricted Subsidiary owed to the Company or any Restricted Subsidiary; *provided* that (i) any event which results in any such Restricted Subsidiary ceasing to be a Restricted Subsidiary or any subsequent transfer of such Indebtedness (other than to the Company or any Restricted Subsidiary) shall be deemed, in each case, to constitute an Incurrence of such Indebtedness not permitted by this clause (d) and (ii) if the Company is the obligor on such Indebtedness, such Indebtedness must be expressly be subordinated in right of payment to the Notes, and if a Subsidiary Guarantor or a JV Subsidiary Guarantor is the obligor on such Indebtedness and the Company is not the obligee, such Indebtedness must be expressly be subordinated in right of payment to the Subsidiary Guarantee of such Subsidiary Guarantor or the JV Subsidiary Guarantee of such JV Subsidiary Guarantor, as the case may be;

(e) Indebtedness ("Permitted Refinancing Indebtedness") issued in exchange for, or the net proceeds of which are used to refinance or refund, replace, exchange, renew, repay, defease, discharge or extend (collectively, "refinance" and "refinances" and "refinanced" shall have a correlative meaning), then outstanding Indebtedness (or Indebtedness that is no longer outstanding but that is refinanced substantially concurrently with the Incurrence of such Permitted Refinancing Indebtedness) Incurred under the immediately preceding paragraph

(1) or clause (a), (b), (c), (h), (n), (o), (p), (q), (r), (t) or (u) of this paragraph (2) and any refinancings thereof in an amount not to exceed the amount so refinanced (plus premiums, accrued interest, fees and expenses); *provided* that (i) Indebtedness the proceeds of which are used to refinance the Notes or Indebtedness that is *pari passu* with, or subordinated in right of payment to, the Notes or a Subsidiary Guarantee or a JV Subsidiary Guarantee shall only be permitted under this clause (e) if (A) in case the Notes are refinanced in part or the Indebtedness to be refinanced is *pari passu* with the Notes or a Subsidiary Guarantee or a JV Subsidiary Guarantee, such new Indebtedness, by its terms or by the terms of any agreement or instrument pursuant to which such new Indebtedness is issued or outstanding, is expressly made *pari passu* with, or subordinate in right of payment to, the remaining Notes or such Subsidiary Guarantee or such JV Subsidiary Guarantee, as the case may be, or (B) in case the Indebtedness to be refinanced is subordinated in right of payment to the Notes or a Subsidiary Guarantee or a JV Subsidiary Guarantee, such new Indebtedness, by its terms or by the terms of any agreement or instrument pursuant to which such new Indebtedness is issued or remains outstanding, is expressly made subordinate in right of payment to the Notes or such Subsidiary Guarantee or such JV Subsidiary Guarantee, as the case may be, at least to the extent that the Indebtedness to be refinanced is subordinated to the Notes or such Subsidiary Guarantee or such JV Subsidiary Guarantee, (ii) such new Indebtedness, determined as of the date of Incurrence of such new Indebtedness, does not mature prior to the Stated Maturity of the Indebtedness to be refinanced, and the Average Life of such new Indebtedness is at least equal to the remaining Average Life of the Indebtedness to be refinanced, (iii) in no event may Indebtedness of the Company, any Subsidiary Guarantor or any JV Subsidiary Guarantor be refinanced pursuant to this clause by means of any Indebtedness of any Restricted Subsidiary that is not a Subsidiary Guarantor or a JV Subsidiary Guarantor, and (iv) in no event may Indebtedness of the Company or any Subsidiary Guarantor be refinanced pursuant to this clause by means of any Indebtedness of any JV Subsidiary Guarantor;

(f) Indebtedness Incurred by the Company or any Restricted Subsidiary pursuant to Hedging Obligations entered into to reduce or manage the exposure of the Company or any Restricted Subsidiary to fluctuations in interest rates, currencies or the price of commodities;

(g) Pre-Registration Mortgage Guarantees Incurred by the Company or any Restricted Subsidiary;

(h) Indebtedness Incurred by the Company or any Restricted Subsidiary for the purpose of financing (x) all or any part of the purchase price of assets, real or personal property (including the lease purchase price of land use rights) or equipment to be used in the ordinary course of business by the Company or a Restricted Subsidiary in a Permitted Business, including any such purchase through the acquisition of Capital Stock of any Person that owns such real or personal property or equipment which will, upon acquisition, become a Restricted Subsidiary, or (y) all or any part of the purchase price or the cost of development, construction or improvement of assets, real or personal property (including the lease purchase price of land use rights) or equipment to be used in the ordinary course of business by the Company or such Restricted Subsidiary in a Permitted Business; *provided* that in the case of clauses (x) and (y), (A) the aggregate principal amount of such Indebtedness shall not exceed such purchase price or cost, (B) such Indebtedness shall be Incurred no later than 180 days after the acquisition of such assets, property or equipment or completion of such development, construction or improvement and (C) on the date of the Incurrence of such Indebtedness and after giving effect thereto, the sum of (1) the aggregate principal amount outstanding of all such Indebtedness permitted by this clause (h) (including all Permitted Refinancing Indebtedness Incurred to refinance such Indebtedness, but excluding any Contractor Guarantee Incurred under this clause (h) to the extent the amount of such Contractor Guarantee is otherwise reflected in such aggregate principal amount) plus (2) the aggregate principal amount of all outstanding Indebtedness and Preferred Stock permitted and then outstanding under clauses (o), (p), (q), (t) and (u) below (including, in each case, all Permitted Refinancing Indebtedness Incurred to refinance such Indebtedness, but excluding any Contractor Guarantee Incurred under this clause (h) to the extent the amount of such Contractor Guarantee is otherwise reflected in such aggregate principal amount), does not exceed an amount equal to 30.0% of Total Assets;

(i) Indebtedness Incurred by the Company or any Restricted Subsidiary constituting reimbursement obligations with respect to workers' compensation claims or self-insurance obligations or bid, performance or surety bonds (in each case other than for an obligation for borrowed money);

(j) Indebtedness Incurred by the Company or any Restricted Subsidiary constituting reimbursement obligations with respect to letters of credit, trade guarantees or similar instruments issued in the ordinary course of business to the extent that such letters of credit, trade guarantees or similar instruments are not drawn upon or, if drawn upon, to the extent such drawing is reimbursed no later than the 30 days following receipt by the Company or such Restricted Subsidiary of a demand for reimbursement;

(k) Indebtedness arising from agreements providing for indemnification, adjustment of purchase price or similar obligations, or from Guarantees or letters of credit, surety bonds or performance bonds securing any obligation of the Company or any Restricted Subsidiary pursuant to such agreements, in any case, Incurred in connection with the disposition of any business, assets or Restricted Subsidiary, other than Guarantees of Indebtedness Incurred by any Person acquiring all or any portion of such business, assets or Restricted Subsidiary for the purpose of financing such acquisition; *provided* that the maximum aggregate liability in respect of all such Indebtedness in the nature of such Guarantee shall at no time exceed the gross proceeds actually received from the disposition of such business, assets or Restricted Subsidiary;

(l) Indebtedness arising from the honoring by a bank or other financial institution of a check, draft or similar instrument drawn against insufficient funds in the ordinary course of business *provided*, however, that such Indebtedness is extinguished within five Business Days of Incurrence;

(m) (i) Guarantees by the Company or any Subsidiary Guarantor of Indebtedness of the Company or any Restricted Subsidiary that was permitted to be Incurred by another provision of this covenant, (ii) Guarantees by any Restricted Subsidiary of Indebtedness of another Restricted Subsidiary that was permitted to be Incurred under another provision of this covenant or (iii) Guarantees by any JV Subsidiary Guarantor of Indebtedness of any other JV Subsidiary Guarantor that is a direct or indirect Subsidiary or parent of such JV Subsidiary Guarantor, which Indebtedness was permitted to be Incurred by another provision of this covenant;

(n) Indebtedness of the Company or any Restricted Subsidiary maturing within one year or less used by the Company or any Restricted Subsidiary for working capital; *provided* that the aggregate principal amount of Indebtedness permitted by this clause (n) at any time outstanding does not exceed US\$25.0 million (or the Dollar Equivalent thereof);

(o) Bank Deposit Secured Indebtedness Incurred by the Company or any Restricted Subsidiary, *provided* that on the date of Incurrence of such Indebtedness and after giving effect thereto, the sum of, (1) the aggregate principal amount outstanding of such Indebtedness Incurred under this clause (o) (including all Permitted Refinancing Indebtedness Incurred to refinance such Indebtedness, but excluding any Contractor Guarantee Incurred under clause (h) above to the extent the amount of such Contractor Guarantee is otherwise reflected in such aggregate principal amount), plus (2) the aggregate principal amount outstanding of all Indebtedness Incurred and Preferred Stock issued under clause (h) above and clauses (p), (q), (t) and (u) below (including, in each case, all Permitted Refinancing Indebtedness Incurred to refinance such Indebtedness, but excluding any Contractor Guarantee Incurred under clause (h) above to the extent the amount of such Contractor Guarantee is otherwise reflected in such aggregate principal amount) does not exceed an amount equal to 30.0% of Total Assets;

(p) Indebtedness Incurred or Preferred Stock issued by the Company or any Restricted Subsidiary arising from any Investment made by a Trust Company Investor in a Restricted Subsidiary; *provided* that on the date of Incurrence of all such Indebtedness and after giving effect thereto, the sum of (1) the aggregate amount outstanding of all Indebtedness permitted under this clause (p) (including all Permitted Refinancing Indebtedness Incurred to refinance such Indebtedness, but excluding any Contractor Guarantee Incurred under clause (h) above



to the extent the amount of such Contractor Guarantee is otherwise reflected in such aggregate principal amount) plus (2) the aggregate principal amount outstanding of all Indebtedness Incurred or Preferred Stock issued pursuant to clauses (h) and (o) above and clauses (q), (t) and (u) below (including, in each case, all Permitted Refinancing Indebtedness Incurred to refinance such Indebtedness, but excluding any Contractor Guarantee Incurred under clause (h) above to the extent the amount of such Contractor Guarantee is otherwise reflected in such aggregate principal amount) does not exceed an amount equal to 30.0% of Total Assets;

(q) Indebtedness Incurred by the Company or any Restricted Subsidiary which is secured by Investment Properties and Guarantees thereof by the Company or any Restricted Subsidiary; *provided* that on the date of the Incurrence of all such Indebtedness and after giving effect thereto, the sum of (1) the aggregate principal amount outstanding of all such Indebtedness Incurred pursuant to this clause (q) (including all Permitted Refinancing Indebtedness Incurred to refinance such Indebtedness, but excluding any Contractor Guarantee Incurred under clause (h) above to the extent the amount of such Contractor Guarantee is otherwise reflected in such aggregate principal amount), plus (2) the aggregate principal amount outstanding of all such Indebtedness Incurred or Preferred Stock issued pursuant to clauses (h), (o) and (p) above and clauses (t) and (u) below (including, in each case, all Permitted Refinancing Indebtedness Incurred to refinance such Indebtedness, but excluding any Contractor Guarantee Incurred under clause (h) above to the extent the amount of such Contractor Guarantee is otherwise reflected in such aggregate principal amount), does not exceed an amount equal to 30.0% of Total Assets;

(r) Indebtedness of the Company or any Restricted Subsidiary in an aggregate principal amount outstanding at any time (together with refinancings thereof) not to exceed US\$25.0 million (or the Dollar Equivalent thereof);

(s) Indebtedness of the Company or any Restricted Subsidiary constituting an obligation to pay the deferred purchase price of Capital Stock of a Person pursuant to a Staged Acquisition Agreement, to the extent that such deferred purchase price is paid within 12 months after the date the Company or such Restricted Subsidiary becomes obligated to pay such purchase price under such Staged Acquisition Agreement.

(t) Indebtedness Incurred by the Company or any Restricted Subsidiary constituting a Guarantee of Indebtedness of any Person (other than the Company or a Restricted Subsidiary) by the Company or such Restricted Subsidiary, *provided* that on the date of Incurrence of such Indebtedness and after giving effect thereto, the sum of, (1) the aggregate principal amount outstanding of such Indebtedness Incurred under this clause (o) (including all Permitted Refinancing Indebtedness Incurred to refinance such Indebtedness, but excluding any Contractor Guarantee Incurred under clause (h) above to the extent the amount of such Contractor Guarantee is otherwise reflected in such aggregate principal amount), plus (2) the aggregate principal amount outstanding of all Indebtedness Incurred and Preferred Stock issued under clauses (h), (o), (p) and (q) above and clause (u) below (including, in each case, all Permitted Refinancing Indebtedness Incurred to refinance such Indebtedness, but excluding any Contractor Guarantee Incurred under clause (h) above to the extent the amount of such Contractor Guarantee is otherwise reflected in such aggregate principal amount) does not exceed an amount equal to 30.0% of Total Assets;

(u) Acquired Indebtedness of any Restricted Subsidiary Incurred and outstanding on the date on which such Person becomes a Restricted Subsidiary (other than Indebtedness Incurred (i) to provide all or any portion of the funds utilized to consummate the transaction or series of transactions pursuant to which a Person becomes a Restricted Subsidiary or (ii) otherwise in contemplation of a Person becoming a Restricted Subsidiary or any such acquisition); *provided* that on the date of Incurrence of such Indebtedness and after giving effect thereto, the sum of, (1) the aggregate principal amount outstanding of such Indebtedness Incurred under this clause (o) (including all Permitted Refinancing Indebtedness Incurred to refinance such Indebtedness, but excluding any Contractor Guarantee Incurred under clause (h) above to the extent the amount of such Contractor Guarantee is otherwise reflected in such aggregate principal amount), plus (2) the aggregate principal amount outstanding of all Indebtedness Incurred and Preferred Stock issued under clauses (h), (o), (p), (q) and (t) above (including, in



each case, all Permitted Refinancing Indebtedness Incurred to refinance such Indebtedness, but excluding any Contractor Guarantee Incurred under clause (h) above to the extent the amount of such Contractor Guarantee is otherwise reflected in such aggregate principal amount) does not exceed an amount equal to 30.0% of Total Assets; and

(v) Indebtedness constituting a Subordinated Shareholder Loan.

(3) For purposes of determining compliance with this “Limitation on Indebtedness and Preferred Stock” covenant, in the event that an item of Indebtedness or Preferred Stock meets the criteria of more than one of the types of Indebtedness or Preferred Stock described above, including under the proviso in clause (1) above, the Company, in its sole discretion, shall classify, and from time to time may reclassify, such item of Indebtedness or Preferred Stock in one or more types of Indebtedness described above.

(4) Notwithstanding any other provision of this covenant, the maximum amount of Indebtedness that may be Incurred or Preferred Stock that may be issued pursuant to this covenant will not be deemed to be exceeded with respect to any outstanding Indebtedness or Preferred Stock due solely to the result of fluctuations in the exchange rates of currencies.

#### ***Limitation on Restricted Payments***

The Company will not, and will not permit any Restricted Subsidiary to, directly or indirectly (the payments or any other actions described in clauses (1) through (4) below being collectively referred to as “Restricted Payments”):

(1) declare or pay any dividend or make any distribution on or with respect to the Company’s or any Restricted Subsidiary’s Capital Stock (other than dividends or distributions payable or paid in shares of the Company’s or any Restricted Subsidiary’s Capital Stock (other than Disqualified Stock or Preferred Stock) or in options, warrants or other rights to acquire shares of such Capital Stock) held by Persons other than the Company or any Restricted Subsidiary;

(2) purchase, call for redemption or redeem, retire or otherwise acquire for value any shares of Capital Stock of the Company or any Restricted Subsidiary (including options, warrants or other rights to acquire such shares of Capital Stock) or any direct or indirect parent of the Company held by any Persons other than the Company or any Restricted Subsidiary other than the purchase of Capital Stock of a Person pursuant to a Staged Acquisition Agreement;

(3) make any voluntary or optional principal payment, or voluntary or optional redemption, repurchase, defeasance, or other acquisition or retirement for value, of Indebtedness that is subordinated in right of payment to the Notes or any Subsidiary Guarantee or any JV Subsidiary Guarantee (excluding any intercompany Indebtedness between or among the Company and any Restricted Subsidiary); or

(4) make any Investment, other than a Permitted Investment;

if, at the time of, and after giving effect to, the proposed Restricted Payment:

(a) a Default has occurred and is continuing or would occur as a result of such Restricted Payment;

(b) the Company could not Incur at least US\$1.00 of Indebtedness under the proviso in clause (1) of the covenant described under “—Limitation on Indebtedness and Preferred Stock”; or

(c) such Restricted Payment, together with the aggregate amount of all (1) Restricted Payments made by the Company and its Restricted Subsidiaries after the Original Issue Date and (2) payments made by the

Company and its Restricted Subsidiaries after the Measurement Date but on or before the Original Issue Date that would have been Restricted Payments had they been made after the Original Issue Date, shall exceed the sum of (without duplication):

(i) 50% of the aggregate amount of the Consolidated Net Income of the Company (or, if the Consolidated Net Income is a loss, minus 100% of the amount of such loss) accrued on a cumulative basis during the period (taken as one accounting period) beginning on the Measurement Date and ending on the last day of the Company's most recently ended fiscal quarter for which consolidated financial statements of the Company (which the Company shall use its reasonable best efforts to compile in a timely manner) are available (which may include internal consolidated financial statements); plus (ii) 100% of the aggregate Net Cash Proceeds received by the Company after the Measurement Date as a capital contribution to its common equity or from the issuance and sale of its Capital Stock (other than Disqualified Stock) to a Person who is not a Subsidiary of the Company, including any such Net Cash Proceeds received upon (A) the conversion of any Indebtedness (other than Subordinated Indebtedness) of the Company into Capital Stock (other than Disqualified Stock) of the Company, or (B) the exercise by a Person who is not a Subsidiary of the Company of any options, warrants or other rights to acquire Capital Stock of the Company (other than Disqualified Stock) in each case excluding the amount of any such Net Cash Proceeds used to redeem, repurchase, defease or otherwise acquire or retire for value any Subordinated Indebtedness or Capital Stock of the Company; plus

(ii) the amount by which Indebtedness of the Company or any Restricted Subsidiary is reduced on the Company's consolidated balance sheet upon the conversion or exchange (other than by a Subsidiary of the Company) subsequent to the Measurement Date of any Indebtedness of the Company or any Restricted Subsidiary convertible or exchangeable into Capital Stock (other than Disqualified Stock) of the Company (less the amount of any cash, or the Fair Market Value of any other property, distributed by the Company upon such conversion or exchange); plus

(iii) an amount equal to the net reduction in Investments (other than reductions in Permitted Investments) that were made after the Measurement Date in any Person resulting from (A) payments of interest on Indebtedness, dividends or repayments of loans or advances by such Person or other transfers of property, in each case to the Company or any Restricted Subsidiary (except, in each case, to the extent any such payment or proceeds are included in the calculation of Consolidated Net Income) after the Measurement Date, (B) the unconditional release of a Guarantee provided by the Company or a Restricted Subsidiary after the Measurement Date of an obligation of another Person, (C) to the extent that an Investment made after the Measurement Date was, after such date, or is sold or otherwise liquidated or repaid for cash, the lesser of (x) cash return of capital with respect to such Investment (less the cost of disposition, if any) and (y) the initial amount of such Investment, or (D) from redesignations of Unrestricted Subsidiaries as Restricted Subsidiaries, not to exceed, in each case, the amount of Investments (other than Permitted Investments) made by the Company or a Restricted Subsidiary after the Measurement Date in any such Person; plus

(iv) US\$20.0 million (or the Dollar Equivalent thereof).

The foregoing provision shall not be violated by reason of:

(1) the payment of any dividend or redemption of any Capital Stock within 60 days after the related date of declaration or call for redemption if, at said date of declaration or call for redemption, such payment or redemption would comply with the preceding paragraph;

(2) the redemption, repurchase, defeasance or other acquisition or retirement for value of Subordinated Indebtedness of the Company or any Subsidiary Guarantor or JV Subsidiary Guarantor with the Net Cash Proceeds of, or in exchange for, a substantially concurrent Incurrence of Permitted Refinancing Indebtedness;

(3) the redemption, repurchase or other acquisition of Capital Stock of the Company or any Subsidiary Guarantor or JV Subsidiary Guarantor (or options, warrants or other rights to acquire such Capital Stock) in

exchange for, or out of the Net Cash Proceeds of a substantially concurrent capital contribution or a sale (other than to a Subsidiary of the Company) of, shares of the Capital Stock (other than Disqualified Stock) of the Company or any Subsidiary Guarantor or JV Subsidiary Guarantor (or options, warrants or other rights to acquire such Capital Stock); *provided* that the amount of any such Net Cash Proceeds that are utilized for any such Restricted Payment will be excluded from clause (c)(ii) of the preceding paragraph;

(4) the redemption, repurchase, defeasance or other acquisition or retirement for value of Subordinated Indebtedness of the Company or any of the Subsidiary Guarantors or JV Subsidiary Guarantors in exchange for, or out of the Net Cash Proceeds of, a substantially concurrent capital contribution or sale (other than to a Subsidiary of the Company) of, shares of Capital Stock (other than Disqualified Stock) of the Company or any of the Subsidiary Guarantors or JV Subsidiary Guarantors (or options, warrants or other rights to acquire such Capital Stock); *provided* that the amount of any such Net Cash Proceeds that are utilized for any such Restricted Payment will be excluded from clause (c)(ii) of the preceding paragraph;

(5) the payment of any dividends or distributions declared, paid or made by a Restricted Subsidiary payable, on a *pro rata* basis or on a basis more favorable to the Company, to all holders of any class of Capital Stock of such Restricted Subsidiary;

(6) repurchases of Capital Stock deemed to occur upon the exercise of stock options if such Capital Stock represents a portion of the exercise price thereof;

(7) a Permitted Investment under clause (1) of the definition thereof in the Capital Stock of a Restricted Subsidiary held by a minority shareholder which Investment increases the proportion of Capital Stock of such Restricted Subsidiary held (directly or indirectly) by the Company;

(8) payments made under a Staged Acquisition Agreement to acquire the Capital Stock of a Person, *provided* that such Person becomes a Restricted Subsidiary on or before the last date in the period stipulated in such Staged Acquisition Agreement for which the purchase price can be made (such date not to exceed 12 months from the date the Staged Acquisition Agreement was entered into) (the “Deadline Date”); *provided* further that in the event such Person does not become a Restricted Subsidiary on or before the Deadline Date, all payments previously made under this clause (8) shall be aggregated and constitute Restricted Payments made on the Deadline Date and such Restricted Payments must satisfy the other conditions under this “Limitations on Restricted Payments” covenant; or

(9) the declaration and payment of dividends on the Common Stock of the Company by the Company in an aggregate amount not to exceed 20% of the profit for the year of the Company for each of the fiscal year ended December 31, 2016 and the fiscal year ended December 31, 2017; *provided that* the conditions of clauses (4)(a) and (4)(c) of the first paragraph of this “Limitation on Restricted Payments” would not be violated as a consequence of such declaration and payment of dividends;

(10) dividends paid to, or the purchase of Capital Stock of any Restricted Subsidiary held by, any Trust Company Investor in respect of any Indebtedness or Preferred Stock outstanding on the Original Issue Date or permitted to be Incurred or issued under paragraph (2)(p) of the “Limitation on Indebtedness and Preferred Stock” covenant;

(11) cash payment in lieu of fractional shares in connection with the exercise of warrants, options or other securities convertible into or exchangeable for Capital Stock of the Company, *provided*, however, that any such cash payment shall not be for the purpose of evading the limitation of this “—Limitation on Restricted Payments” covenant (as determined in good faith by the Board of Directors of the Company);

(12) the purchase by the Company or a Restricted Subsidiary of Capital Stock of any Restricted Subsidiary that is not Wholly Owned, directly or indirectly, by the Company from an Independent Third Party

pursuant to an agreement entered into between/among the Company or any Restricted Subsidiary and such Independent Third Party solely for the purpose of acquiring real property or land use rights, *provided* that (x) such purchase occurs within 12 months after such Restricted Subsidiary acquires the real property or land use rights it was formed to acquire and (y) the Company delivers to the Trustee a Board Resolution set forth in an Officers' Certificate confirming that, in the opinion of the Board of Directors, the purchase price of such Capital Stock is less than or equal to the Fair Market Value of such Capital Stock; provided further that the aggregate principal amount paid by the Company or its Restricted Subsidiaries for any purchase made pursuant to this clause (12) does not exceed an amount equal to 3% of Total Assets.

(13) (A) the repurchase, redemption or other acquisition or retirement for value of the Capital Stock of the Company or any Restricted Subsidiary (directly or indirectly, including through any trustee, agent or nominee) in connection with an employee benefit plan, and any corresponding Investment by the Company or any Restricted Subsidiary in any trust or similar arrangements to the extent of such repurchased, redeemed, acquired or retired Capital Stock, or (B) the repurchase, redemption or other acquisition or retirement for value of any Capital Stock of the Company or any Restricted Subsidiary held by an employee benefit plan of the Company or any Restricted Subsidiary, any current or former officer, director, consultant, or employee of the Company or any Restricted Subsidiary (or permitted transferees, estates or heirs of any of the foregoing); *provided* that the aggregate consideration paid for all such repurchased, redeemed, acquired or retired Capital Stock shall not exceed US\$5.0 million (or the Dollar Equivalent thereof using the Original Issue Date as the date of determination);

(14) the payment of any dividend or distribution payable or paid solely in Capital Stock (other than Disqualified Stock or Preferred Stock) of any Unrestricted Subsidiary or in options, warrants or other rights to acquire shares of such Capital Stock; or

(15) payments, including distributions, made under or in connection with any Perpetual Securities Obligation pursuant to the terms thereof,

*provided* that, in the case of clause (2), (3), (4) or (5) of this paragraph, no Default shall have occurred and be continuing or would occur as a consequence of the actions or payments set forth therein.

Each Restricted Payment permitted pursuant to clause (1) of the preceding paragraph shall be included in calculating whether the conditions of clause (c) of the first paragraph of this "Limitation on Restricted Payments" covenant have been met with respect to any subsequent Restricted Payments.

The amount of any Restricted Payments (other than cash) will be the Fair Market Value on the date of the Restricted Payment of the asset(s) or securities proposed to be transferred or issued by the Company or the Restricted Subsidiary, as the case may be, pursuant to the Restricted Payment. The value of any assets or securities that are required to be valued by this covenant will be the Fair Market Value. The Board of Directors' determination of the Fair Market Value of a Restricted Payment or any such assets or securities (other than any Restricted Payment set forth in clauses (5) through (15) above) must be based upon an opinion or appraisal issued by an appraisal or investment banking firm of recognized international standing if the Fair Market Value exceeds US\$10.0 million (or the Dollar Equivalent thereof).

Not later than the date of making any Restricted Payment in excess of US\$10.0 million (or the Dollar Equivalent thereof) (other than any Restricted Payment set forth in clauses (5) through (15) above), the Company will deliver to the Trustee an Officers' Certificate stating that such Restricted Payment is permitted and setting forth the basis upon which the calculations required by this "—Limitation on Restricted Payments" covenant were computed, together with a copy of any fairness opinion or appraisal required by the Indenture.

***Limitation on Dividend and Other Payment Restrictions Affecting Restricted Subsidiaries***

(1) Except as provided below, the Company will not, and will not permit any Restricted Subsidiary to, create or otherwise cause or permit to exist or become effective any encumbrance or restriction on the ability of any Restricted Subsidiary to:

(a) pay dividends or make any other distribution on any Capital Stock of such Restricted Subsidiary owned by the Company or any other Restricted Subsidiary;

(b) pay any Indebtedness or other obligation owed to the Company or any other Restricted Subsidiary;

(c) make loans or advances to the Company or any other Restricted Subsidiary; or

(d) sell, lease or transfer any of its property or assets to the Company or any other Restricted Subsidiary;

*provided* that for the avoidance of doubt the following shall not be deemed to constitute such an encumbrance or restriction: (i) the priority of any Preferred Stock in receiving dividends or liquidating distributions prior to dividends or liquidating distributions being paid on Common Stock; (ii) the subordination of loans or advances made to the Company or any Restricted Subsidiary to other Indebtedness Incurred by the Company or any Restricted Subsidiary; and (iii) the provisions contained in documentation governing Indebtedness requiring transactions between or among the Company and any Restricted Subsidiary or between or among any Restricted Subsidiary to be on fair and reasonable terms or on an arm's length basis.

(2) The provisions of paragraph (1) do not apply to any encumbrances or restrictions:

(a) existing in agreements as in effect on the Original Issue Date, or in the Notes, the Subsidiary Guarantees, the JV Subsidiary Guarantees, the Indenture, the Security Documents, the Intercreditor Agreement, or under any Permitted Pari Passu Secured Indebtedness or Pari Passu Subsidiary Guarantee, and any extensions, refinancings, renewals or replacements of any of the foregoing agreements; *provided* that the encumbrances and restrictions in any such extension, refinancing, renewal or replacement, taken as a whole, are no more restrictive in any material respect to the Holders than those encumbrances or restrictions that are then in effect and that are being extended, refinanced, renewed or replaced;

(b) existing under or by reason of applicable law, rule, regulation or order;

(c) existing with respect to any Person or the property or assets of such Person acquired by the Company or any Restricted Subsidiary, at the time of such acquisition and not incurred in contemplation thereof, which encumbrances or restrictions are not applicable to any Person or the property or assets of any Person other than such Person or the property or assets of such Person so acquired, and any extensions, refinancings, renewals or replacements thereof; *provided* that the encumbrances and restrictions in any such extension, refinancing, renewal or replacement, taken as a whole, are no more restrictive in any material respect to the Holders than those encumbrances or restrictions that are then in effect and that are being extended, refinanced, renewed or replaced;

(d) that otherwise would be prohibited by the provision described in clause (1)(d) of this covenant if they arise, or are agreed to, in the ordinary course of business and, that (i) restrict in a customary manner the subletting, assignment or transfer of any property or asset that is subject to a lease or license, (ii) exist by virtue of any Lien on, or agreement to transfer, option or similar right with respect to, any property or assets of the Company or any Restricted Subsidiary not otherwise prohibited by the Indenture or (iii) do not relate to any Indebtedness, and that do not, individually or in the aggregate, detract from the value of property or assets of the Company or any Restricted Subsidiary in any manner material to the Company or any Restricted Subsidiary;

(e) with respect to a Restricted Subsidiary and imposed pursuant to an agreement that has been entered into for the sale, transfer or other disposition of all or substantially all of the Capital Stock of, or property and assets of, such Restricted Subsidiary that is permitted by the “—Limitation on Sales and Issuances of Capital Stock in Restricted Subsidiaries,” “—Limitation on Indebtedness and Preferred Stock” and “—Limitation on Asset Sales” and “—Consolidation, Merger and Sale of Assets” covenants;

(f) with respect to any Restricted Subsidiary and imposed pursuant to an agreement that has been entered into for the Incurrence of Indebtedness of the type described under clause (2)(h) or permitted under clause (2)(n), 2(o), 2(p), 2(q), 2(r), 2(s), 2(t) or 2(u) of the “Limitation on Indebtedness and Preferred Stock” covenant if, as determined by the Board of Directors, the encumbrances or restrictions are (i) customary for such types of agreements and (ii) would not, at the time agreed to, be expected to materially and adversely affect the ability of the Company to make required payment on the Notes and any extensions, refinancings, renewals or replacements of any of the foregoing agreements; *provided* that the encumbrances and restrictions in any such extension, refinancing, renewal or replacement, taken as a whole, are no more restrictive in any material respect to the Holders than those encumbrances or restrictions that are then in effect and that are being extended, refinanced, renewed or replaced;

(g) existing in customary provisions in joint venture agreements and other similar agreements permitted under the Indenture, to the extent such encumbrance or restriction relates to the activities or assets of a Restricted Subsidiary that is a party to such joint venture and if (as determined in good faith by the Board of Directors) (i) the encumbrances or restrictions are customary for a joint venture or similar agreement of that type and (ii) the encumbrances or restrictions would not, at the time agreed to, be expected to materially and adversely affect (x) the ability of the Company to make the required payments on the Notes or (y) any Subsidiary Guarantor or JV Subsidiary Guarantor to make required payments under its Subsidiary Guarantee or JV Subsidiary Guarantee; or

(h) existing with respect to any Unrestricted Subsidiary or the property or assets of such Unrestricted Subsidiary that is designated as a Restricted Subsidiary in accordance with the terms of the Indenture at the time of such designation and not incurred in contemplation of such designation, which encumbrances or restrictions are not applicable to any Person or the property or assets of any Person other than such Unrestricted Subsidiary or its Subsidiaries or the property or assets of such Unrestricted Subsidiary or its Subsidiaries, and any extensions, refinancing, renewals or replacements thereof; *provided* that the encumbrances and restrictions in any such extension, refinancing, renewal or replacement, taken as a whole, are no more restrictive in any material respect to the Holders than those encumbrances or restrictions that are then in effect and that are being extended, refinanced, renewed or replaced.

#### ***Limitation on Sales and Issuances of Capital Stock in Restricted Subsidiaries***

The Company will not sell, and will not permit any Restricted Subsidiary, directly or indirectly, to issue or sell any shares of Capital Stock of a Restricted Subsidiary (including options, warrants or other rights to purchase shares of such Capital Stock) except:

(1) to the Company or a Wholly Owned Restricted Subsidiary, or in the case of a Restricted Subsidiary that is not Wholly Owned, *pro rata* to its shareholders or incorporators or on a basis more favorable to the Company and its Restricted Subsidiaries;

(2) to the extent such Capital Stock represents director’s qualifying shares or is required by applicable law to be held by a Person other than the Company or a Wholly Owned Restricted Subsidiary;

(3) the issuance or sale of Capital Stock of a Restricted Subsidiary if, immediately after giving effect to such issuance or sale, such Restricted Subsidiary would no longer constitute a Restricted Subsidiary and any remaining Investment in such person would have been permitted to be made under the “Limitation on Restricted



Payments” covenant if made on the date of such issuance or sale and *provided* that the Company complies with the “—Limitation on Asset Sales” covenant, *provided further* that, paragraph (c) of clause (19) of the definition of “Permitted Investment” shall not apply if such Investment would otherwise have been permitted under clause (19) of such definition; or

(4) the issuance or sale of Capital Stock of a Restricted Subsidiary (which remains a Restricted Subsidiary after any such issuance or sale); *provided* that the Company or such Restricted Subsidiary applies the Net Cash Proceeds of such issuance or sale in accordance with the “—Limitation on Asset Sales” covenant.

#### ***Limitation on Issuances of Guarantees by Restricted Subsidiaries***

The Company will not permit any Restricted Subsidiary which is not a Subsidiary Guarantor or a JV Subsidiary Guarantor, directly or indirectly, to Guarantee any Indebtedness (“Guaranteed Indebtedness”) of the Company or any Subsidiary Guarantor or JV Subsidiary Guarantor, unless (1) (a) such Restricted Subsidiary simultaneously executes and delivers a supplemental indenture to the Indenture providing for an unsubordinated Subsidiary Guarantee (in the case of a Subsidiary Guarantor) or JV Subsidiary Guarantee (in the case of a JV Subsidiary Guarantor) of payment of the Notes by such Restricted Subsidiary and (b) such Restricted Subsidiary waives and will not in any manner whatsoever claim or take the benefit or advantage of, any rights of reimbursement, indemnity or subrogation or any other rights against the Company or any other Restricted Subsidiary as a result of any payment by such Restricted Subsidiary under its Subsidiary Guarantee or JV Subsidiary Guarantee, as the case may be, until the Notes have been paid in full or (2) such Guarantee is permitted by clauses (2)(c), (2)(d) or (2)(m)(ii) (in the case of clause (2)(m)(ii), with respect to the Guarantee provided by the Company or any Restricted Subsidiary through the pledge of cash deposits, one or more bank accounts or other assets to secure (or the use of any Guarantee, letter of credit or similar instrument to Guarantee) any Bank Deposit Secured Indebtedness) of the covenant described under “—Limitation on Indebtedness and Preferred Stock.”

If the Guaranteed Indebtedness (1) ranks *pari passu* in right of payment with the Notes, any Subsidiary Guarantee or any JV Subsidiary Guarantee, then the Guarantee of such Guaranteed Indebtedness shall rank *pari passu* in right of payment with, or subordinated to, the Subsidiary Guarantee or the JV Subsidiary Guarantee, as the case may be, or (2) is subordinated in right of payment to the Notes, any Subsidiary Guarantee or any JV Subsidiary Guarantee, then the Guarantee of such Guaranteed Indebtedness shall be subordinated in right of payment to the Subsidiary Guarantee or the JV Subsidiary Guarantee, as the case may be, at least to the extent that the Guaranteed Indebtedness is subordinated to the Notes, the Subsidiary Guarantee or the JV Subsidiary Guarantee.

The Company will not permit any JV Subsidiary Guarantor, directly or indirectly, to Guarantee any Indebtedness of the Company or any other Restricted Subsidiary unless the aggregate claims of the creditor under such guarantee will be limited to the JV Entitlement Amount. If any JV Subsidiary Guarantor guarantees any Indebtedness of the Company or any other Restricted Subsidiary where the aggregate claims of the creditor under such guarantee exceeds the JV Entitlement Amount, such JV Subsidiary Guarantee shall be replaced with a Subsidiary Guarantee and such JV Subsidiary Guarantor shall become a Subsidiary Guarantor.

#### ***Limitation on Transactions with Shareholders and Affiliates***

The Company will not, and will not permit any Restricted Subsidiary to, directly or indirectly, enter into, renew or extend any transaction or arrangement (including, without limitation, the purchase, sale, lease or exchange of property or assets, or the rendering of any service) with (x) any holder (or any Affiliate of such holder) of 10.0% or more of any class of Capital Stock of the Company or (y) any Affiliate of the Company (each an “Affiliate Transaction”), unless:

(1) the Affiliate Transaction is on fair and reasonable terms that are no less favorable to the Company or the relevant Restricted Subsidiary than those that would have been obtained in a comparable transaction by the Company or the relevant Restricted Subsidiary with a Person that is not an Affiliate of the Company; and

(2) the Company delivers to the Trustee:

(a) with respect to any Affiliate Transaction or series of related Affiliate Transactions involving aggregate consideration in excess of US\$5.0 million (or the Dollar Equivalent thereof), a Board Resolution set forth in an Officers' Certificate certifying that such Affiliate Transaction complies with this covenant and such Affiliate Transaction has been approved by a majority of the disinterested members of the Board of Directors; and

(b) with respect to any Affiliate Transaction or series of related Affiliate Transactions involving aggregate consideration in excess of US\$10.0 million (or the Dollar Equivalent thereof), in addition to the Board Resolution required in clause 2(a) above, an opinion addressed to the Trustee as to the fairness to the Company or the relevant Restricted Subsidiary of such Affiliate Transaction from a financial point of view issued by an accounting, appraisal or investment banking firm of recognized international standing.

The foregoing limitation does not limit, and shall not apply to:

(1) the payment of reasonable and customary regular fees and other reasonable and customary compensation to directors of the Company or any Restricted Subsidiary who are not employees of the Company or any Restricted Subsidiary;

(2) transactions between or among the Company and any of its Wholly Owned Restricted Subsidiaries or between or among Wholly Owned Restricted Subsidiaries;

(3) any Restricted Payment of the type described in clauses (1), (2) or (3) of the first paragraph of the covenant described under "—Limitation on Restricted Payments" if permitted by that covenant;

(4) any sale of Capital Stock (other than Disqualified Stock) of the Company;

(5) the payment of compensation to employees, officers and directors of the Company or any Restricted Subsidiary pursuant to an employee stock or share option or other incentive scheme, so long as such scheme is in compliance with the listing rules of The Stock Exchange of Hong Kong Limited, which as of the Original Issue Date require a majority shareholder approval of any such scheme;

(6) any employment, consulting, service or termination agreement, or reasonable and customary indemnification arrangements, entered into by the Company or any Restricted Subsidiary with directors, officers, employees and consultants in the ordinary course of business and the payment of compensation pursuant thereto;

(7) any sale of real property by the Company or a Restricted Subsidiary in the ordinary course of business to employees, officers, directors or their respective family members at a discount from the listed price not greater than that applicable generally to all employees of the Company and its Subsidiaries with respect to such property; *provided* that (x) revenues from all such sales under this clause (7) in any fiscal year shall not exceed 1% of the revenues for that year as shown in the consolidated financial statements of the Company for that period in accordance with GAAP, (y) any such discount shall not be in excess of 10% of the Fair Market Value of the relevant property and (z) any such sale, individually or in the aggregate (if required to be aggregated under the Listing Rules of The Stock Exchange of Hong Kong Limited), would not require the Company to obtain approval from its shareholders (or seek a waiver from complying with such requirement) in order to comply with the listing rules of The Stock Exchange of Hong Kong Limited; and

(8) any repurchase, redemption or other acquisition or retirement for value of any Capital Stock of the Company or any Restricted Subsidiary pursuant to clause (13) of the second paragraph of the covenant entitled "—Limitation on Restricted Payments."

In addition, the requirements of clause (2) of the first paragraph of this covenant shall not apply to (i) Investments (other than Permitted Investments) not prohibited by the “Limitation on Restricted Payments” covenant, (ii) transactions pursuant to agreements in effect on the Original Issue Date and described in this offering memorandum, or any amendment or modification or replacement thereof, so long as such amendment, modification or replacement is not more disadvantageous to the Company and its Restricted Subsidiaries than the original agreement in effect on the Original Issue Date and (iii) any transaction between or among (A) any of the Company or a Wholly Owned Restricted Subsidiary and any Restricted Subsidiary that is not a Wholly Owned Restricted Subsidiary or between or among Restricted Subsidiaries that are not Wholly Owned Restricted Subsidiaries or (B) the Company or any Restricted Subsidiary on the one hand and any Minority Joint Venture or an Unrestricted Subsidiary on the other hand; *provided* that in the case of clause (iii), (a) such transaction is entered into in the ordinary course of business, and (b) none of the shareholders or partners (other than the Company or a Restricted Subsidiary) of or in such Restricted Subsidiary that is not a Wholly Owned Restricted Subsidiary, Minority Joint Venture or Unrestricted Subsidiary, as the case may be, is a Person described in clauses (x) or (y) of the first paragraph of this covenant (other than by reason of such other shareholder or other partner being an officer or director of such Restricted Subsidiary, Minority Joint Venture or Unrestricted Subsidiary, as the case may be).

#### ***Limitation on Liens***

The Company will not, and will not permit any Restricted Subsidiary to, directly or indirectly, incur, assume or permit to exist any Lien on the Collateral (other than Permitted Liens).

The Company will not, and will not permit any Restricted Subsidiary to, directly or indirectly, incur, assume or permit to exist any Lien of any nature whatsoever on any of its assets or properties of any kind (other than the Collateral), whether owned at the Original Issue Date or thereafter acquired, except Permitted Liens, unless the Notes are equally and ratably with the obligation or liability secured by such Lien, for so long as such obligation or liability is secured by such Lien.

#### ***Limitation on Sale and Leaseback Transactions***

The Company will not, and will not permit any Restricted Subsidiary to, enter into any Sale and Leaseback Transaction; *provided* that the Company or any Restricted Subsidiary may enter into a Sale and Leaseback Transaction if:

(1) the Company or any Restricted Subsidiary, as the case may be, could have (a) Incurred Indebtedness in an amount equal to the Attributable Indebtedness relating to such Sale and Leaseback Transaction under the covenant described above under “—Limitation on Indebtedness and Preferred Stock” and (b) incurred a Lien to secure such Indebtedness pursuant to the covenant described under “—Limitation on Liens,” in which case, the corresponding Indebtedness and Lien will be deemed incurred pursuant to those provisions;

(2) the gross cash proceeds of that Sale and Leaseback Transaction are at least equal to the Fair Market Value of the property that is the subject of such Sale and Leaseback Transaction; and

(3) the transfer of assets in that Sale and Leaseback Transaction is permitted by, and the Company or any Restricted Subsidiary applies the proceeds of such transaction in compliance with, the covenant described under “—Limitation on Asset Sales.”

#### ***Limitation on Asset Sales***

The Company will not, and will not permit any Restricted Subsidiary to, consummate any Asset Sale, unless:

(1) no Default shall have occurred and be continuing or would occur as a result of such Asset Sale;

(2) the consideration received by the Company or such Restricted Subsidiary, as the case may be, is at least equal to the Fair Market Value of the assets sold or disposed of;

(3) at least 75% of the consideration received consists of cash, Temporary Cash Investments or Replacement Assets; *provided* that in the case of an Asset Sale in which the Company or such Restricted Subsidiary receives Replacement Assets involving aggregate consideration in excess of US\$10.0 million (or the Dollar Equivalent thereof), the Company shall deliver to the Trustee an opinion as to the fairness to the Company or such Restricted Subsidiary of such Asset Sale from a financial point of view issued by an accounting, appraisal or investment banking firm of international standing. For purposes of this provision, each of the following will be deemed to be cash:

(a) any liabilities, as shown on the Company's most recent consolidated balance sheet, of the Company or any Restricted Subsidiary (other than contingent liabilities and liabilities that are by their terms subordinated to the Notes, any Subsidiary Guarantee or any JV Subsidiary Guarantee) that are assumed by the transferee of any such assets pursuant to a customary assumption, assignment, novation or similar agreement that releases the Company or such Restricted Subsidiary from further liability; and

(b) any securities, notes or other obligations received by the Company or any Restricted Subsidiary from such transferee that are promptly, but in any event within 30 days of closing, converted by the Company or such Restricted Subsidiary into cash, to the extent of the cash received in that conversion;

Within 360 days after the receipt of any Net Cash Proceeds from an Asset Sale, the Company (or any Restricted Subsidiary) may apply such Net Cash Proceeds to:

(1) permanently repay Senior Indebtedness of the Company or a Subsidiary Guarantor or any Indebtedness of a Restricted Subsidiary that is not a Subsidiary Guarantor (and, if such Senior Indebtedness repaid is revolving credit Indebtedness, to correspondingly permanently reduce commitments with respect thereto) in each case owing to a Person other than the Company or a Restricted Subsidiary; or

(2) acquire Replacement Assets.

Any Net Cash Proceeds from Asset Sales that are not applied or invested as provided in clauses (1) and (2) in the immediately preceding paragraph will constitute "Excess Proceeds." Excess Proceeds of less than US\$10.0 million (or the Dollar Equivalent thereof) will be carried forward and accumulated. When accumulated Excess Proceeds exceed US\$10.0 million (or the Dollar Equivalent thereof), within 10 days thereof, the Company must make an Offer to Purchase Notes having a principal amount equal to:

(1) accumulated Excess Proceeds, multiplied by

(2) a fraction (x) the numerator of which is equal to the outstanding principal amount of the Notes and (y) the denominator of which is equal to the outstanding principal amount of the Notes and all *pari passu* Indebtedness similarly required to be repaid, redeemed or tendered for in connection with the Asset Sale,

rounded down to the nearest US\$1,000.

The offer price in any Offer to Purchase will be equal to 100% of the principal amount plus accrued and unpaid interest to the date of purchase, and will be payable in cash.

If any Excess Proceeds remain after consummation of an Offer to Purchase, the Company may use those Excess Proceeds for any purpose not otherwise prohibited by the Indenture. If the aggregate principal amount of Notes (and any other *pari passu* Indebtedness) tendered in (or required to be prepaid or redeemed in connection with) such Offer to Purchase exceeds the amount of Excess Proceeds, the Trustee will select the Notes (and such

other *pari passu* Indebtedness) to be purchased on a *pro rata* basis based on the principal amount of Notes and such other *pari passu* Indebtedness tendered (or required to be prepaid or redeemed). Upon completion of each Offer to Purchase, the amount of Excess Proceeds will be reset at zero.

#### ***Limitation on the Company's Business Activities***

The Company will not, and will not permit any Restricted Subsidiary to, directly or indirectly, engage in any business other than Permitted Businesses; *provided*, however, that the Company or any Restricted Subsidiary may own Capital Stock of an Unrestricted Subsidiary or joint venture or other entity that is engaged in a business other than a Permitted Business as long as any Investment therein was not prohibited when made by the covenant described under “—Limitation on Restricted Payments.”

#### ***Use of Proceeds***

The Company will not, and will not permit any Restricted Subsidiary to, use the net proceeds from the sale of the Notes, in any amount, for any purpose other than (1) in the approximate amounts and for the purposes specified, including any adjustment in response to changes in acquisition or development plans as contemplated, under the caption “Use of Proceeds” in this offering memorandum (and with respect to any Additional Notes, as contemplated in the offering document in connection with the offering of such Additional Notes) and (2) pending the application of all of such net proceeds in such manner, to invest the portion of such net proceeds not yet so applied in Temporary Cash Investments.

#### ***Designation of Restricted and Unrestricted Subsidiaries***

The Board of Directors may designate any Restricted Subsidiary to be an Unrestricted Subsidiary; *provided* that (1) no Default shall have occurred and be continuing at the time of or after giving effect to such designation; (2) neither the Company nor any Restricted Subsidiary provides credit support for the Indebtedness of such Restricted Subsidiary; (3) such Restricted Subsidiary has no outstanding Indebtedness that could trigger a cross-default to the Indebtedness of the Company as a result of such designation; (4) such Restricted Subsidiary does not own any Disqualified Stock of the Company or Disqualified or Preferred Stock of another Restricted Subsidiary or hold any Indebtedness of, or any Lien on any property of, the Company or any Restricted Subsidiary, if such Disqualified or Preferred Stock or Indebtedness could not be Incurred under the covenant described under “—Limitation on Indebtedness and Preferred Stock” or such Lien would violate the covenant described under “—Limitation on Liens”; (5) such Restricted Subsidiary does not own any Voting Stock of another Restricted Subsidiary, and all of its Subsidiaries are Unrestricted Subsidiaries or are being concurrently designated to be Unrestricted Subsidiaries in accordance with this paragraph; and (6) the Investment deemed to have been made thereby in such newly-designated Unrestricted Subsidiary and each other newly-designated Unrestricted Subsidiary being concurrently redesignated would be permitted to be made by the covenant described under “—Limitation on Restricted Payments.”

The Board of Directors may designate any Unrestricted Subsidiary to be a Restricted Subsidiary; *provided* that (1) no Default shall have occurred and be continuing at the time of or after giving effect to such designation; (2) any Indebtedness of such Unrestricted Subsidiary outstanding at the time of such designation which will be deemed to have been Incurred by such newly-designated Restricted Subsidiary as a result of such designation would be permitted to be Incurred by the covenant described under “—Limitation on Indebtedness and Preferred Stock”; (3) any Lien on the property of such Unrestricted Subsidiary at the time of such designation which will be deemed to have been incurred by such newly-designated Restricted Subsidiary as a result of such designation would be permitted to be incurred by the covenant described under “—Limitation on Liens”; (4) such Unrestricted Subsidiary is not a Subsidiary of another Unrestricted Subsidiary (that is not concurrently being designated as a Restricted Subsidiary); (5) if such Restricted Subsidiary is a Non-Guarantor Subsidiary, such Restricted Subsidiary shall upon such designation execute and deliver to the Trustee a supplemental indenture to the Indenture by which such Restricted Subsidiary shall become a Subsidiary Guarantor or, if it is permitted to do

so under the Indenture, a JV Subsidiary Guarantor; and (6) if such Restricted Subsidiary is not a Non-Guarantor Subsidiary, and is not a Subsidiary of a JV Subsidiary Guarantor, all Capital Stock of such Restricted Subsidiary owned by the Company or any Subsidiary Guarantor shall be pledged as required under “—Security.”

### ***Government Approvals and Licenses; Compliance with Law***

The Company will, and will cause each Restricted Subsidiary to, (1) obtain and maintain in full force and effect all governmental approvals, authorizations, consents, permits, concessions and licenses as are necessary to engage in the Permitted Businesses; (2) preserve and maintain good and valid title to its properties and assets (including land use rights) free and clear of any Liens other than Permitted Liens; and (3) comply with all laws, regulations, orders, judgments and decrees of any governmental body, except to the extent that failure so to obtain, maintain, preserve and comply would not reasonably be expected to have a material adverse effect on (a) the business, results of operations or prospects of the Company and its Restricted Subsidiaries, taken as a whole, or (b) the ability of the Company, any Subsidiary Guarantor or any JV Subsidiary Guarantor to perform its obligations under the Notes, the relevant Subsidiary Guarantee, the relevant JV Subsidiary Guarantee or the Indenture.

### ***Anti-Layering***

The Company will not Incur, and will not permit any Subsidiary Guarantor or JV Subsidiary Guarantor to Incur, any Indebtedness if such Indebtedness is contractually subordinated in right of payment to any other Indebtedness of the Company, such Subsidiary Guarantor or such JV Subsidiary Guarantor, as the case may be, unless such Indebtedness is also contractually subordinated in right of payment to the Notes, the applicable Subsidiary Guarantee or the applicable JV Subsidiary Guarantee, on substantially identical terms. This does not apply to distinctions between categories of Indebtedness that exist by reason of any Liens or Guarantees securing or in favor of some but not all of such Indebtedness.

### ***Suspension of Certain Covenants***

If, on any date following the date of the Indenture, the Notes have a rating of Investment Grade from the Rating Agency and no Default or Event of Default has occurred and is continuing (a “Suspension Event”), then, beginning on that day and continuing until such time, if any, at which the Notes cease to have a rating of Investment Grade from the Rating Agency, the provisions of the Indenture described under the following captions will be suspended:

- (1) “—Limitation on Indebtedness and Preferred Stock”;
- (2) “—Limitation on Restricted Payments”;
- (3) “—Limitation on Dividend and Other Payment Restrictions Affecting Restricted Subsidiaries”;
- (4) “—Limitation on Sales and Issuances of Capital Stock in Restricted Subsidiaries”;
- (5) “—Limitation on Issuances of Guarantees by Restricted Subsidiaries”;
- (6) “—Limitation on the Company’s Business Activities”;
- (7) “—Limitation on Sale and Leaseback Transactions”;
- (8) “—Limitation on Asset Sales”; and
- (9) clauses (3), (4) and 5(x) of the first and second paragraphs of “—Consolidation, Merger and Sale of Assets.”



During any period that the foregoing covenants have been suspended, the Board of Directors may not designate any of the Restricted Subsidiaries as Unrestricted Subsidiaries pursuant to the covenant described under “—Certain Covenants—Designation of Restricted and Unrestricted Subsidiaries” or the definition of “Unrestricted Subsidiary.”

Such covenants will be reinstituted and apply according to their terms as of and from the first day on which a Suspension Event ceases to be in effect. Such covenants will not, however, be of any effect with regard to actions of the Company or any Restricted Subsidiary properly taken in compliance with the provisions of the Indenture during the continuance of the Suspension Event, and following reinstatement the calculations under the covenant described under “—Limitation on Restricted Payments” will be made as if such covenant had been in effect since the date of the Indenture except that no Default will be deemed to have occurred solely by reason of a Restricted Payment made while that covenant was suspended. There can be no assurance that the Notes will ever achieve a rating of Investment Grade or that any such rating will be maintained.

### ***Provision of Financial Statements and Reports***

(1) So long as any of the Notes remain outstanding, the Company will deliver to the Trustee and furnish to the Holders upon request, as soon as they are available but in any event not more than 10 calendar days after they are filed with The Stock Exchange of Hong Kong Limited or any other recognized exchange on which the Company’s ordinary shares are at any time listed for trading, true and correct copies of any financial or other report in the English language filed with such exchange; *provided* that if at any time the Common Stock of the Company ceases to be listed for trading on a recognized stock exchange, the Company will deliver to the Trustee and furnish to the Holders:

(a) as soon as they are available, but in any event within 90 calendar days after the end of the fiscal year of the Company, copies of its financial statements (on a consolidated basis and in the English language) in respect of such financial year (including a statement of income, balance sheet and cash flow statement) audited by a member firm of an internationally-recognized firm of independent accountants;

(b) as soon as they are available, but in any event within 60 calendar days after the end of the second financial quarter of the Company, copies of its financial statements (on a consolidated basis and in the English language) in respect of such half-year period (including a statement of income, balance sheet and cash flow statement) reviewed by a member firm of an internationally-recognized firm of independent accountants; and

(c) as soon as they are available, but in any event within 45 calendar days after the end of each of the first and third financial quarter of the Company, copies of its unaudited financial statements (on a consolidated basis and in the English language), including a statement of income, balance sheet and cash flow statement, prepared on a basis consistent with the audited financial statements of the Company together with a certificate signed by the person then authorized to sign financial statements on behalf of the Company to the effect that such financial statements are true in all material respects and present fairly the financial position of the Company as at the end of, and the results of its operations for, the relevant quarterly period.

(2) In addition, so long as any of the Notes remain outstanding, the Company will provide to the Trustee (a) within 120 days after the close of each fiscal year ending after the Original Issue Date, an Officers’ Certificate stating the Fixed Charge Coverage Ratio with respect to the four most recent fiscal quarters and showing in reasonable detail the calculation of the Fixed Charge Coverage Ratio, including the arithmetic computations of each component of the Fixed Charge Coverage Ratio, with a certificate from the Company’s external auditors verifying the accuracy and correctness of the calculation and arithmetic computation; *provided*, that, the Company shall not be required to provide such auditor certificate if its external auditors refuse to provide such certificate as a result of a policy of such external auditors; and (b) as soon as possible and in any event within 30 days after the Company becomes aware or should reasonably become aware of the occurrence of a Default, an Officers’ Certificate setting forth the details of the Default, and the action which the Company proposes to take with respect thereto.

## Events of Default

The following events will be defined as “Events of Default” in the Indenture:

(1) default in the payment of principal of (or premium, if any, on) the Notes when the same becomes due and payable at maturity, upon acceleration, redemption or otherwise;

(2) default in the payment of interest on any Note when the same becomes due and payable, and such default continues for a period of 30 consecutive days;

(3) default in the performance or breach of the provisions of the covenants described under “—Consolidation, Merger and Sale of Assets,” the failure by the Company to make or consummate an Offer to Purchase in the manner described under “—Repurchase of Notes upon a Change of Control Triggering Event” or “—Certain Covenants—Limitation on Asset Sales,” or the failure by the Company to create, or cause its Restricted Subsidiaries to create, a first priority Lien on the Collateral (subject to any Permitted Liens) in accordance with the provisions described under “—Security”;

(4) the Company or any Restricted Subsidiary defaults in the performance of or breaches any other covenant or agreement in the Indenture or under the Notes (other than a default specified in clause (1), (2) or (3) above) and such default or breach continues for a period of 30 consecutive days after written notice by the Holders of 25% or more in aggregate principal amount of the Notes then outstanding or by the Trustee at the direction of such Holders;

(5) there occurs with respect to any Indebtedness of the Company or any Restricted Subsidiary having an outstanding principal amount of US\$15.0 million (or the Dollar Equivalent thereof) or more in the aggregate for all such Indebtedness of all such Persons, whether such Indebtedness now exists or shall hereafter be created, (a) an event of default that has caused the holder thereof to declare such Indebtedness to be due and payable prior to its Stated Maturity and/or (b) the failure to make a principal payment when due;

(6) one or more final judgments or orders for the payment of money are rendered against the Company or any Restricted Subsidiary and are not paid or discharged, and there is a period of 60 consecutive days following entry of the final judgment or order that causes the aggregate amount for all such final judgments or orders outstanding and not paid or discharged against all such Persons to exceed US\$15.0 million (or the Dollar Equivalent thereof) (in excess of amounts which the Company’s insurance carriers have agreed to pay under applicable policies) during which a stay of enforcement, by reason of a pending appeal or otherwise, is not in effect;

(7) an involuntary case or other proceeding is commenced against the Company or any Significant Restricted Subsidiary with respect to it or its debts under any applicable bankruptcy, insolvency or other similar law now or hereafter in effect seeking the appointment of a receiver, liquidator, assignee, custodian, trustee, sequestrator or similar official of the Company or any Significant Restricted Subsidiary or for any substantial part of the property and assets of the Company or any Significant Restricted Subsidiary and such involuntary case or other proceeding remains undismissed and unstayed for a period of 60 consecutive days; or an order for relief is entered against the Company or any Significant Restricted Subsidiary under any applicable bankruptcy, insolvency or other similar law as now or hereafter in effect;

(8) the Company or any Significant Restricted Subsidiary (a) commences a voluntary case under any applicable bankruptcy, insolvency or other similar law now or hereafter in effect, or consents to the entry of an order for relief in an involuntary case under any such law, (b) consents to the appointment of or taking possession by a receiver, liquidator, assignee, custodian, trustee, sequestrator or similar official of the Company or any Significant Restricted Subsidiary or for all or substantially all of the property and assets of the Company or any Significant Restricted Subsidiary or (c) effects any general assignment for the benefit of creditors (other than, in

each case under (b), any of the foregoing that arises from any solvent liquidation or restructuring of a Significant Subsidiary in the ordinary course of business that shall result in the net assets of such Significant Subsidiary being transferred to or otherwise vested in the Company or any Restricted Subsidiary on a *pro rata* basis or on a basis more favorable to the Company);

(9) any Subsidiary Guarantor or JV Subsidiary Guarantor denies or disaffirms its obligations under its Subsidiary Guarantee or JV Subsidiary Guarantee or, except as permitted by the Indenture, any Subsidiary Guarantee or JV Subsidiary Guarantee is determined to be unenforceable or invalid or shall for any reason cease to be in full force and effect;

(10) any default by the Company or any Subsidiary Guarantor Pledgor in the performance of any of its obligations under the Security Documents, which adversely affects the enforceability, validity, perfection or priority of the applicable Lien on the Collateral or which adversely affects the condition or value of the Collateral, taken as a whole, in any material respect; or

(11) the Company or any Subsidiary Guarantor Pledgor denies or disaffirms its obligations under any Security Document or, other than in accordance with the Indenture and the Security Documents, any Security Document ceases to be or is not in full force and effect or the Security Agent ceases to have a first priority Lien in the Collateral (subject to any Permitted Liens and the Intercreditor Agreement, if any).

If an Event of Default (other than an Event of Default specified in clause (7) or (8) above) occurs and is continuing under the Indenture, the Holders of at least 25% in aggregate principal amount of the Notes then outstanding, by written notice to the Company and to the Trustee, may, and the Trustee at the request of such Holders shall (subject to the Trustee being indemnified and/or secured to its satisfaction by the Holders), declare the principal of, premium, if any, and accrued and unpaid interest on the Notes to be immediately due and payable. Upon a declaration of acceleration, such principal of, premium, if any, and accrued and unpaid interest shall be immediately due and payable. If an Event of Default specified in clause (7) or (8) above occurs with respect to the Company or any Significant Restricted Subsidiary, the principal of, premium, if any, and accrued and unpaid interest on the Notes then outstanding shall automatically become and be immediately due and payable without any declaration or other act on the part of the Trustee or any Holder.

The Holders of at least a majority in principal amount of the outstanding Notes by written notice to the Company and to the Trustee may on behalf of the Holders waive all past defaults and rescind and annul a declaration of acceleration and its consequences if:

(1) all existing Events of Default, other than the nonpayment of the principal of, premium, if any, and interest on the Notes that have become due solely by such declaration of acceleration, have been cured or waived, and

(2) the rescission would not conflict with any judgment or decree of a court of competent jurisdiction.

Upon such waiver, the Default will cease to exist, and any Event of Default arising therefrom will be deemed to have been cured, but no such waiver will extend to any subsequent or other Default or impair any right consequent thereon.

If an Event of Default occurs and is continuing, subject to the Indenture and the Intercreditor Agreement, the Trustee shall upon request of Holders of at least 25% in aggregate principal amount of outstanding Notes (subject to the Trustee being indemnified and/or secured to its satisfaction by the Holders), direct the Security Agent to foreclose on the Collateral in accordance with the terms of the Security Documents and take such further action on behalf of the Holders of the Notes with respect to the Collateral as instructed by such Holders. See “—Security.”

The Holders of at least a majority in aggregate principal amount of the outstanding Notes may direct the time, method and place of conducting any proceeding for any remedy available to the Trustee or exercising any trust or power conferred on the Trustee, subject to the Trustee being indemnified and/or secured to its satisfaction in advance of the proceedings. However, the Trustee may refuse to follow any direction that is unclear, conflicting or equivocal, conflicts with law or the Indenture or the Security Documents, that may involve the Trustee in personal liability, or that may be unduly prejudicial to the rights of Holders not joining in the giving of such direction and may take any other action it deems proper that is not inconsistent with any such direction received from Holders.

A Holder may not institute any proceeding, judicial or otherwise, with respect to the Indenture or the Notes, or for the appointment of a receiver or trustee, or for any other remedy under the Indenture or the Notes, unless:

- (1) the Holder has previously given the Trustee written notice of a continuing Event of Default;
- (2) the Holders of at least 25% in aggregate principal amount of outstanding Notes make a written request to the Trustee to pursue the remedy;
- (3) such Holder or Holders provide the Trustee indemnity and/or security satisfactory to the Trustee against any costs, liability or expense to be incurred in compliance with such request;
- (4) the Trustee does not comply with the request within 60 days after receipt of the request and the indemnity and/or security; and
- (5) during such 60-day period, the Holders of a majority in aggregate principal amount of the outstanding Notes do not give the Trustee a written direction that is inconsistent with the request.

However, such limitations do not apply to the right of any Holder to receive payment of the principal of, premium, if any, or interest on, such Note, or to bring suit for the enforcement of any such payment, on or after the due date expressed in the Notes, which right shall not be impaired or affected without the consent of the Holder.

Officers of the Company must certify to the Trustee in writing, on or before a date not more than 120 days after the end of each fiscal year, that a review has been conducted of the activities of the Company and its Restricted Subsidiaries and the Company's and its Restricted Subsidiaries' performance under the Indenture and that the Company, the Subsidiary Guarantors and the JV Subsidiary Guarantors (if any) have each fulfilled all obligations thereunder, or, if there has been a default in the fulfillment of any such obligation, specifying each such default and the nature and status thereof. The Company will also be obligated to notify the Trustee in writing of any default or defaults in the performance of any covenants or agreements under the Indenture. See "—Certain Covenants—Provision of Financial Statements and Reports." Unless such written notice is received by the Trustee, the Trustee will not be deemed to have any knowledge of any Default or any Event of Default.

The Trustee and the Agents need not do anything to ascertain whether any Event of Default has occurred or is continuing and will not be responsible to Holders or any other person for any loss arising from any failure by it to do so, and, the Trustee or the Agents may assume that no such event has occurred and that the Company is performing all its obligations under the Indenture and the Notes unless the Trustee has received written notice of the occurrence of such event or facts establishing that the Company is not performing all of its obligations under the Indenture and the Notes. The Trustee is entitled to rely on any Opinion of Counsel or Officers' Certificate regarding whether an Event of Default has occurred.

### **Consolidation, Merger and Sale of Assets**

The Company will not consolidate with, merge with or into another Person, permit any Person to merge with or into it, or sell, convey, transfer, lease or otherwise dispose of all or substantially all of its and its

Restricted Subsidiaries' properties and assets (computed on a consolidated basis) (as an entirety or substantially an entirety in one transaction or a series of related transactions), unless:

(1) the Company shall be the continuing Person, or the Person (if other than it) formed by such consolidation or merger or that acquired or leased such property and assets (the "Surviving Person") shall be a corporation organized and validly existing under the laws of Bermuda, the Cayman Islands, Hong Kong or the British Virgin Islands and shall expressly assume, by a supplemental indenture to the Indenture, executed and delivered to the Trustee, all the obligations of the Company under the Indenture, the Notes, the Intercreditor Agreement and the Security Documents, as the case may be, including the obligation to pay Additional Amounts with respect to any jurisdiction in which it is organized or resident for tax purposes or through which payment is made, and the Indenture, the Notes, the Intercreditor Agreement and the Security Documents, as the case may be, shall remain in full force and effect;

(2) immediately after giving effect to such transaction, no Default or Event of Default shall have occurred and be continuing;

(3) immediately after giving effect to such transaction on a pro forma basis, the Company or the Surviving Person, as the case may be, shall have a Consolidated Net Worth equal to or greater than the Consolidated Net Worth of the Company immediately prior to such transaction;

(4) immediately after giving effect to such transaction on a pro forma basis the Company or the Surviving Person, as the case may be, could Incur at least US\$1.00 of Indebtedness under the proviso in clause (1) of the covenant described under "—Certain Covenants—Limitation on Indebtedness and Preferred Stock";

(5) the Company delivers to the Trustee (x) an Officers' Certificate (attaching the arithmetic computations to demonstrate compliance with clauses (3) and (4) of this paragraph) and (y) an Opinion of Counsel, in each case stating that such consolidation, merger or transfer and the relevant supplemental indenture complies with this covenant and that all conditions precedent provided for in the Indenture relating to such transaction have been complied with;

(6) each Subsidiary Guarantor and JV Subsidiary Guarantor, unless such Subsidiary Guarantor or JV Subsidiary Guarantor is the Person with which the Company has entered into a transaction described under "—Consolidation, Merger and Sale of Assets," shall execute and deliver a supplemental indenture to the Indenture confirming that its Subsidiary Guarantee or JV Subsidiary Guarantee, as applicable, shall apply to the obligations of the Company or the Surviving Person in accordance with the Notes and the Indenture; and

(7) no Rating Decline shall have occurred.

No Subsidiary Guarantor or JV Subsidiary Guarantor will consolidate with, merge with or into another Person, permit any Person to merge with or into it, or sell, convey, transfer, lease or otherwise dispose of all or substantially all of its and its Restricted Subsidiaries' properties and assets (computed on a consolidated basis) (as an entirety or substantially an entirety in one transaction or a series of related transactions) to another Person (other than the Company or another Subsidiary Guarantor or, in the case of a JV Subsidiary Guarantor, other than to another JV Subsidiary Guarantor, the Company or a Subsidiary Guarantor), unless:

(1) such Subsidiary Guarantor or JV Subsidiary Guarantor shall be the continuing Person, or the Person (if other than it) formed by such consolidation or merger or that acquired or leased such property and assets shall be the Company, another Subsidiary Guarantor or shall become a Subsidiary Guarantor concurrently with the transaction (or, in the case of a JV Subsidiary Guarantor, another JV Subsidiary Guarantor, the Company or a Subsidiary Guarantor);

(2) immediately after giving effect to such transaction, no Default shall have occurred and be continuing;

(3) immediately after giving effect to such transaction on a pro forma basis, the Company shall have a Consolidated Net Worth equal to or greater than the Consolidated Net Worth of the Company immediately prior to such transaction;

(4) immediately after giving effect to such transaction on a pro forma basis, the Company could Incur at least US\$1.00 of Indebtedness under the proviso in clause (1) of the covenant described under “—Certain Covenants—Limitation on Indebtedness and Preferred Stock”;

(5) the Company delivers to the Trustee (x) an Officers’ Certificate (attaching the arithmetic computations to demonstrate compliance with clauses (3) and (4) of this paragraph) and (y) an Opinion of Counsel, in each case stating that such consolidation, merger or transfer and the relevant supplemental indenture complies with this provision and that all conditions precedent provided for in the Indenture relating to such transaction have been complied with; and

(6) no Rating Decline shall have occurred;

*provided* that this paragraph shall not apply to any sale or other disposition that complies with the “—Certain Covenants—Limitation on Asset Sales” covenant or any Subsidiary Guarantor or JV Subsidiary Guarantor whose Subsidiary Guarantee or JV Subsidiary Guarantee, as the case may be, is unconditionally released in accordance with the provisions described under “—The Subsidiary Guarantees and JV Subsidiary Guarantees—Release of the Subsidiary Guarantees and JV Subsidiary Guarantees.”

Although there is a limited body of case law interpreting the phrase “substantially all”, there is no precise established definition of the phrase under New York law. Accordingly, in certain circumstances there may be a degree of uncertainty as to whether a particular transaction would involve “all or substantially all” of the property or assets of a Person.

The foregoing requirements shall not apply to a merger or consolidation of any Subsidiary Guarantor with and into the Company or any other Subsidiary Guarantor or by a JV Subsidiary Guarantor with or into the Company, any Subsidiary Guarantor or any JV Subsidiary Guarantor, or a sale, transfer, conveyance or lease of any properties and assets by any Subsidiary Guarantor to the Company or any other Subsidiary Guarantor or by a JV Subsidiary Guarantor to the Company, any Subsidiary Guarantor or any JV Subsidiary Guarantor, so long as the Company or such Subsidiary Guarantor or, in the case of a consolidation, merger, sale, transfer, consolidation, conveyance or lease or other disposition of a JV Subsidiary Guarantor into another JV Subsidiary Guarantor, such first mentioned JV Subsidiary Guarantor survives such consolidation or merger.

The foregoing provisions would not necessarily afford Holders protection in the event of highly-leveraged or other transactions involving the Company that may adversely affect Holders.

### **No Payments for Consents**

The Company will not, and shall not permit any of its Subsidiaries to, directly or indirectly, pay or cause to be paid any consideration, whether by way of interest, fee or otherwise, to any Holder for or as an inducement to any consent, waiver or amendment of any of the terms or provisions of the Indenture or the Notes unless such consideration is offered to be paid or is paid to all Holders that consent, waive or agree to amend such term or provision within the time period set forth in the solicitation documents relating to such consent, waiver or amendment.

Notwithstanding the foregoing, in any offer or payment of consideration for, or as an inducement to, any consent, waiver or amendment of any of the terms or provisions of the Indenture, the Notes or the Subsidiary Guarantees in connection with an exchange or tender offer, the Company and the Subsidiary Guarantors may exclude (i) Holders or beneficial owners of the Notes that are not institutional “accredited investors” as defined



in Rule 501 under the Securities Act, and (ii) Holders or beneficial owners of the Notes in any jurisdiction where the inclusion of such Holders or beneficial owners would require the Company to comply with the registration requirements or other similar requirements under any securities laws of any jurisdiction, or the solicitation of such consent, waiver or amendment from, or the granting of such consent or waiver, or the approval of such amendment by, Holders or beneficial owners in such jurisdiction would be unlawful, in each case as determined by the Company in its sole discretion.

## **Defeasance**

### ***Defeasance and Discharge***

The Indenture will provide that the Company will be deemed to have paid and will be discharged from any and all obligations in respect of the Notes on the 183rd day after the deposit referred to below, and the provisions of the Indenture and the Security Documents will no longer be in effect with respect to the Notes (except for, among other matters, certain obligations to register the transfer or exchange of the Notes, to replace stolen, lost or mutilated Notes, to maintain paying agencies and to hold monies for payment in trust) if, among other things:

(1) the Company (a) has deposited with the Trustee (or its agent), in trust, money and/or U.S. Government Obligations that through the payment of interest and principal in respect thereof in accordance with their terms will provide money in an amount sufficient to pay the principal of, premium, if any, and accrued interest on the Notes on the Stated Maturity for such payments in accordance with the terms of the Indenture and the Notes and (b) delivers to the Trustee an Opinion of Counsel or a certificate of an internationally recognized firm of independent accountants to the effect that the amount deposited by the Company is sufficient to provide payment for the principal of, premium, if any, and accrued interest on, the Notes on the Stated Maturity for such payment in accordance with the terms of the Indenture;

(2) the Company has delivered to the Trustee an Opinion of Counsel from a firm of recognized international standing to the effect that the creation of the defeasance trust does not violate the U.S. Investment Company Act of 1940, as amended, and after the passage of 123 days following the deposit, the trust fund will not be subject to the effect of Section 547 of the United States Bankruptcy Code or Section 15 of the New York Debtor and Creditor Law; and

(3) immediately after giving effect to such deposit on a pro forma basis, no Event of Default, or event that after the giving of notice or lapse of time or both would become an Event of Default, shall have occurred and be continuing on the date of such deposit or during the period ending on the 183rd day after the date of such deposit, and such defeasance shall not result in a breach or violation of, or constitute a default under, any other agreement or instrument to which the Company or any Restricted Subsidiary is a party or by which the Company or any Restricted Subsidiary is bound.

In the case of either discharge or defeasance of the Notes, the Subsidiary Guarantees and JV Subsidiary Guarantees will terminate.

### ***Defeasance of Certain Covenants***

The Indenture further will provide that the provisions of the Indenture applicable to the Notes will no longer be in effect with respect to clauses (3), (4), (5)(x) and (7) under the first paragraph, and clauses (3), (4), (5)(x) and (6) under the second paragraph under “—Consolidation, Merger and Sale of Assets” and all the covenants described herein under “—Certain Covenants,” other than as described under “—Certain Covenants—Government Approvals and Licenses; Compliance with Law” and “—Certain Covenants—Anti-Layering,” clause (3) under “Events of Default” with respect to clauses (3), (4), (5)(x) and (7) under the first paragraph, and clauses (3), (4), (5)(x) and (6) under the second paragraph under “Consolidation, Merger and Sale of Assets” and with respect to the other events set forth in such clause, clause (4) under “Events of Default” with

respect to such other covenants and clauses (5) and (6) under “Events of Default” shall be deemed not to be Events of Default upon, among other things, the deposit with the Trustee (or its agent), in trust, of money, U.S. Government Obligations or a combination thereof that through the payment of interest and principal in respect thereof in accordance with their terms will provide money in an amount sufficient to pay the principal of, premium, if any, and accrued interest on the Notes on the Stated Maturity of such payments in accordance with the terms of the Indenture and the Notes, the satisfaction of the provisions described in clause (2) of the preceding paragraph.

### ***Defeasance and Certain Other Events of Default***

In the event that the Company exercises its option to omit compliance with certain covenants and provisions of the Indenture as described in the immediately preceding paragraph and the Notes are declared due and payable because of the occurrence of an Event of Default that remains applicable, the amount of money and/or U.S. Government Obligations on deposit with the Trustee will be sufficient to pay amounts due on the Notes at the time of their Stated Maturity but may not be sufficient to pay amounts due on the Notes at the time of the acceleration resulting from such Event of Default. However, the Company will remain liable for such payments.

### **Amendments and Waivers**

#### ***Amendments Without Consent of Holders***

The Indenture, the Intercreditor Agreement or any Security Document may be amended, without the consent of any Holder, to:

(1) cure any ambiguity, defect, omission or inconsistency in the Indenture, the Notes, the Intercreditor Agreement or any Security Document;

(2) provide for the assumption of the Company’s or any Subsidiary Guarantor or JV Subsidiary Guarantor’s obligations pursuant to or otherwise comply with the provisions described under “—Consolidation, Merger and Sale of Assets”;

(3) evidence and provide for the acceptance of appointment by a successor Trustee or Security Agent;

(4) add any Subsidiary Guarantor or JV Subsidiary Guarantor, or any Subsidiary Guarantee or JV Subsidiary Guarantee, or release any Subsidiary Guarantor or JV Subsidiary Guarantor from any Subsidiary Guarantee or JV Subsidiary Guarantee, as the case may be, as provided or permitted by the terms of the Indenture;

(5) provide for the issuance of Additional Notes in accordance with the limitations set forth in the Indenture;

(6) add any Subsidiary Guarantor Pledgor or release any Subsidiary Guarantor Pledgor and the corresponding Collateral as provided or permitted by the terms of the Indenture;

(7) add additional Collateral to secure the Notes, any Subsidiary Guarantee or any JV Subsidiary Guarantee;

(8) in any other case where a supplemental indenture to the Indenture is required or permitted to be entered into pursuant to the provisions of the Indenture without the consent of any Holder;

(9) effect any changes to the Indenture in a manner necessary to comply with the procedures of Euroclear or Clearstream or any other applicable clearing system;

(10) permit Permitted Pari Passu Secured Indebtedness (including, without limitation, permitting the Trustee and the Security agent to enter into the Intercreditor Agreement, or any supplements or amendments to the Intercreditor Agreement, the Security Documents or the Indenture, permitting the holders of Permitted Pari Passu Secured Indebtedness (or their representatives) to accede to the Intercreditor Agreement, as applicable, and take any other action necessary to permit the creation and registration of Liens on the Collateral to secure Permitted Pari Passu Secured Indebtedness, in accordance with the Indenture);

(11) make any other change that does not materially and adversely affect the rights of any Holder; or

(12) conform the text of the Indenture, the Notes, the Subsidiary Guarantees or the JV Subsidiary Guarantees to any provision of this “Description of the Notes” to the extent that such provision in this “Description of the Notes” was intended to be a verbatim recitation of a provision in the Indenture, the Notes, the Subsidiary Guarantees or the JV Subsidiary Guarantees.

### ***Amendments With Consent of Holders***

The Indenture, the Intercreditor Agreement or any Security Document may be amended with the consent of the Holders of not less than a majority in aggregate principal amount of the outstanding Notes, and the holders of a majority in principal amount of the outstanding Notes may waive future compliance by the Company, the Subsidiary Guarantors and the JV Subsidiary Guarantors with any provision of the Indenture, the Notes, the Intercreditor Agreement or any Security Document; *provided*, however, that no such amendment or waiver may, without the consent of each Holder affected thereby:

(1) change the Stated Maturity of the principal of, or any installment of interest on, any Note;

(2) reduce the principal amount of, or premium, if any, or interest on, any Note;

(3) change the currency of payment of principal of, or premium, if any, or interest on, any Note;

(4) impair the right to institute suit for the enforcement of any payment on or after the Stated Maturity (or, in the case of a redemption, on or after the redemption date) of any Note, any Subsidiary Guarantee or any JV Subsidiary Guarantee;

(5) reduce the above-stated percentage of outstanding Notes the consent of whose Holders is necessary to modify or amend the Indenture;

(6) waive a default in the payment of principal of, premium, if any, or interest on the Notes;

(7) release any Subsidiary Guarantor or JV Subsidiary Guarantor from its Subsidiary Guarantee or JV Subsidiary Guarantee, as the case may be, except as provided in the Indenture;

(8) release any Collateral, except as provided in the Intercreditor Agreement, the Indenture and the Security Documents;

(9) reduce the percentage or aggregate principal amount of outstanding Notes the consent of whose Holders is necessary for waiver of compliance with certain provisions of the Indenture or for waiver of certain defaults;

(10) amend, change or modify any Subsidiary Guarantee or JV Subsidiary Guarantee in a manner that adversely affects the Holders;

(11) amend, change or modify any provision of the Intercreditor Agreement, any Security Document or the Indenture relating to the Collateral, in a manner that adversely affects the Holders, except in accordance with the other provisions of the Indenture;

(12) reduce the amount payable upon a Change of Control Offer or an Offer to Purchase with the Excess Proceeds from any Asset Sale or, change the time or manner by which a Change of Control Offer or an Offer to Purchase with the Excess Proceeds or other proceeds from any Asset Sale may be made or by which the Notes must be repurchased pursuant to a Change of Control Offer or an Offer to Purchase with the Excess Proceeds or other proceeds from any Asset Sale, unless such amendment, waiver or modification shall be in effect prior to the occurrence of a Change of Control Triggering Event or the event giving rise to the repurchase of the Notes under “—Certain Covenants—Limitations on Asset Sales”;

(13) change the redemption date or the redemption price of the Notes from that stated under “—Optional Redemption” or “—Redemption for Taxation Reasons”;

(14) amend, change or modify the obligation of the Company or any Subsidiary Guarantor or any JV Subsidiary Guarantor to pay Additional Amounts; or

(15) amend, change or modify any provision of the Indenture or the related definition affecting the ranking of the Notes, any Subsidiary Guarantee or any JV Subsidiary Guarantee in a manner which adversely affects the Holders.

### **Unclaimed Money**

Claims against the Company for the payment of principal of, premium, if any, or interest, on the Notes will become void unless presentation for payment is made as required in the Indenture within a period of six years.

### **No Personal Liability of Incorporators, Stockholders, Officers, Directors or Employees**

No recourse for the payment of the principal of, premium, if any, or interest on any of the Notes or for any claim based thereon or otherwise in respect thereof, and no recourse under or upon any obligation, covenant or agreement of the Company, any Subsidiary Guarantor or any JV Subsidiary Guarantor in the Indenture, or in any of the Notes, the Subsidiary Guarantees or the JV Subsidiary Guarantees, or because of the creation of any Indebtedness represented thereby, shall be had against any incorporator, stockholder, officer, director, employee or controlling person of the Company, any Subsidiary Guarantor or JV Subsidiary Guarantor, or of any successor Person thereof. Each Holder, by accepting the Notes, waives and releases all such liability. The waiver and release are part of the consideration for the issuance of the Notes, the Subsidiary Guarantees and the JV Subsidiary Guarantees. Such waiver may not be effective to waive liabilities under the U.S. federal securities laws.

### **Concerning the Trustee and the Agents**

Citicorp International Limited is to be appointed as Trustee under the Indenture and Citibank, N.A., London Branch is to be appointed as registrar (the “Registrar”), Citibank, N.A., London Branch has been appointed as transfer agent (the “Transfer Agent”) and paying agent (the “Paying Agent” and, together with the Registrar and Transfer Agent, the “Agents”) with regard to the Notes. Except during the continuance of a Default, the Trustee will not be liable, except for the performance of such duties as are specifically set forth in the Indenture. If an Event of Default has occurred and is continuing, the Trustee will use the degree of care and skill in its exercise of the rights and powers vested in it under the Indenture or the Notes as a prudent person would exercise under the circumstances of such person’s own affairs.

The Indenture contains limitations on the rights of the Trustee, should it become a creditor of the Company or any of the Subsidiary Guarantors or JV Subsidiary Guarantors, to obtain payment of claims in certain cases or to realize on certain property received by it in respect of any such claims, as security or otherwise. The Trustee and the Agents are permitted to engage in other transactions, including normal banking and trustee relationships, with the Company and its Affiliates and shall not be obligated to account for any profits therefrom; *provided*, however, that if it acquires any conflicting interest, it must eliminate such conflict or resign.

None of the Trustee, the Agents, the Security Agent nor any of their respective officers, directors, employees, attorneys or agents will be responsible or liable for any action taken or omitted by it, for the title, ownership, existence, genuineness, value, adequacy or protection of any Collateral securing the Notes, for the legality, enforceability, effectiveness or sufficiency of the Security Documents or the Intercreditor Agreement, for the creation, perfection, registration, priority, sufficiency, insurance or protection of any of the Liens, for any defect or deficiency as to any such matters, or for any failure to demand, collect, foreclose or realize upon or otherwise enforce any of the Liens or Security Documents or any delay in doing so, except to the extent that any of the foregoing are finally judicially determined to have resulted from the gross negligence or willful misconduct of the Security Agent, any Agent, the security agent or any of their respective officers, directors, employees, attorneys or agents, as the case may be, was the primary cause of any loss to any Holder. The Trustee and the Agents shall be entitled to request and conclusively rely on any Opinion of Counsel and Officers' Certificates and will not be liable for any loss occasioned by acting in reliance on such Opinion of Counsel or Officers' Certificate.

Subject to the terms of the Security Documents, Citicorp International Limited will initially act as Security Agent under the Security Documents in respect of the Lien over the Collateral. The Security Agent shall have such duties with respect to the Collateral pledged, assigned or granted pursuant to the Security Documents as are set forth in the Intercreditor Agreement and the Security Documents. Under certain circumstances, the Security Agent may have obligations under the Security Documents or the Intercreditor Agreement that are in conflict with the interests of the Holders and the holders (or their representatives) of Permitted Pari Passu Secured Indebtedness (if any). Neither the Trustee nor the Security Agent will be under any obligation to exercise any rights or powers conferred under the Indenture or any of the Security Documents for the benefit of the Holders or the holders (or their representatives) of Permitted Pari Passu Secured Indebtedness, unless such Holders and/or the holders (or their representatives) of Permitted Pari Passu Secured Indebtedness (if any) have provided to the Trustee and/or the Security Agent (as applicable) written directions to do so and indemnity and/or security satisfactory to it against any loss, liability or expense. Furthermore, each Holder, by accepting the Notes will agree, for the benefit of the Trustee, the Agents and the Security Agent, that it is solely responsible for its own independent appraisal of and investigation into all risks arising under or in connection with the Security Documents and has not relied on and will not at any time rely on the Trustee, the Agents and the Security Agent in respect of such risks.

### **Book-Entry; Delivery and Form**

The Notes will be represented by one or more global notes in registered form without interest coupons attached (each a "Global Note"). On the Original Issue Date, the Global Note will be deposited with a common depositary and registered in the name of the common depositary or its nominee for the accounts of Euroclear and Clearstream.

### ***Global Note***

Ownership of beneficial interests in the Global Note (the "book-entry interests") will be limited to persons that have accounts with Euroclear and/or Clearstream or persons that may hold interests through such participants. Book-entry interests will be shown on, and transfers thereof will be effected only through, records maintained in book-entry form by Euroclear and Clearstream and their participants.

Except as set forth below under "—Individual Definitive Notes," the book-entry interests will not be held in definitive form. Instead, Euroclear and/or Clearstream will credit on their respective book-entry registration and transfer systems a participant's account with the interest beneficially owned by such participant. The laws of some jurisdictions may require that certain purchasers of securities take physical delivery of such securities in definitive form. The foregoing limitations may impair the ability to own, transfer or pledge book-entry interests.

So long as the Notes are held in global form, the common depositary for Euroclear and/or Clearstream (or its nominee) will be considered the sole holder of Global Note for all purposes under the Indenture and "holders"

of book-entry interests will not be considered the owners or “Holders” of Notes for any purpose. As such, participants must rely on the procedures of Euroclear and Clearstream and indirect participants must rely on the procedures of the participants through which they own book-entry interests in order to transfer their interests in the Notes or to exercise any rights of Holders under the Indenture.

None of the Company, the Trustee or any of their respective agents will have any responsibility or be liable for any aspect of the records relating to the book-entry interests. The Notes are not issuable in bearer form.

### ***Payments on the Global Note***

Payments of any amounts owing in respect of the Global Note (including principal, premium, interest and Additional Amounts) will be made to the Paying Agent. The Paying Agent will, in turn, make such payments to Euroclear and Clearstream, which will distribute such payments to participants in accordance with their procedures. Each of the Company, the Subsidiary Guarantors and JV Subsidiary Guarantors will make payments of all such amounts without deduction or withholding for, or on account of, any present or future taxes, duties, assessments or governmental charges of whatever nature, except as may be required by law and as described under “—Additional Amounts.”

Under the terms of the Indenture, the Company, the Subsidiary Guarantors and JV Subsidiary Guarantors and the Trustee will treat the registered holder of the Global Note (i.e., the common depository or its nominee) as the owner thereof for the purpose of receiving payments and for all other purposes. Consequently, none of the Company, the Trustee or any of their respective agents has or will have any responsibility or liability for:

- any aspect of the records of Euroclear, Clearstream or any participant or indirect participant relating to or payments made on account of a book-entry interest, for any such payments made by Euroclear, Clearstream or any participant or indirect participants, or for maintaining, supervising or reviewing any of the records of Euroclear, Clearstream or any participant or indirect participant relating to or payments made on account of a book-entry interest; or
- Euroclear, Clearstream or any participant or indirect participant.

Payments by participants to owners of book-entry interests held through participants are the responsibility of such participants.

### ***Redemption of Global Note***

In the event any Global Note, or any portion thereof, is redeemed, the Paying Agent will distribute the amount received by it in respect of the Global Note so redeemed to Euroclear and/or Clearstream, as applicable, who will distribute such amount to the holders of the book-entry interests in such Global Note. The redemption price payable in connection with the redemption of such book-entry interests will be equal to the amount received by the common depository, Euroclear or Clearstream, as applicable, in connection with the redemption of such Global Note (or any portion thereof). The Company understands that under existing practices of Euroclear and Clearstream, if fewer than all of the Notes are to be redeemed at any time, Euroclear and Clearstream will credit their respective participants’ accounts on a proportionate basis (with adjustments to prevent fractions) or by lot or on such other basis as they deem fair and appropriate; *provided*, however, that no book-entry interest of US\$200,000 principal amount, or less, as the case may be, will be redeemed in part.

### ***Action by Owners of Book-Entry Interests***

Euroclear and Clearstream have advised that they will take any action permitted to be taken by a Holder only at the direction of one or more participants to whose account the book-entry interests in the Global Note are credited and only in respect of such portion of the aggregate principal amount of Notes as to which such participant or participants has or have given such direction. Euroclear and Clearstream will not exercise any



discretion in the granting of consents, waivers or the taking of any other action in respect of the Global Note. If there is an Event of Default under the Notes, however, each of Euroclear and Clearstream reserves the right to exchange the Global Note for individual definitive notes in certificated form, and to distribute such individual definitive notes to their participants.

### ***Transfers***

Transfers between participants in Euroclear and Clearstream will be effected in accordance with Euroclear and Clearstream's rules and will be settled in immediately available funds. If a Holder requires physical delivery of individual definitive notes for any reason, including to sell the Notes to persons in jurisdictions which require physical delivery of such securities or to pledge such securities, such Holder must transfer its interest in the Global Note in accordance with the normal procedures of Euroclear and Clearstream and in accordance with the provisions of the Indenture.

Book-entry interests in the Global Note will be subject to the restrictions on transfer discussed under "Transfer Restrictions." Any book-entry interest in a Global Note that is transferred to a person who takes delivery in the form of a book-entry interest in another Global Note will, upon transfer, cease to be a book-entry interest in the first-mentioned Global Note and become a book-entry interest in the other Global Note and, accordingly, will thereafter be subject to all transfer restrictions, if any, and other procedures applicable to book-entry interests in such other Global Note for as long as it retains such a book-entry interest.

### ***Global Clearance and Settlement Under the Book-Entry System***

Book-entry interests owned through Euroclear or Clearstream accounts will follow the settlement procedures applicable. Book-entry interests will be credited to the securities custody accounts of Euroclear and Clearstream holders on the business day following the settlement date against payment for value on the settlement date.

The book-entry interests will trade through participants of Euroclear or Clearstream, and will settle in immediately available funds. Since the purchaser determines the place of delivery, it is important to establish at the time of trading of any book-entry interests where both the purchaser's and seller's accounts are located to ensure that settlement can be made on the desired value date.

### ***Information Concerning Euroclear and Clearstream***

The Company understands as follows with respect to Euroclear and Clearstream:

Euroclear and Clearstream hold securities for participating organizations and facilitate the clearance and settlement of securities transactions between their respective participants through electronic book-entry changes in accounts of such participants. Euroclear and Clearstream provide to their participants, among other things, services for safekeeping, administration, clearance and settlement of internationally traded securities and securities lending and borrowing. Euroclear and Clearstream interface with domestic securities markets. Euroclear and Clearstream participants are financial institutions, such as underwriters, securities brokers and dealers, banks and trust companies, and certain other organizations. Indirect access to Euroclear or Clearstream is also available to others such as banks, brokers, dealers and trust companies that clear through or maintain a custodian relationship with a Euroclear or Clearstream participant, either directly or indirectly.

Although the foregoing sets out the procedures of Euroclear and Clearstream in order to facilitate the original issue and subsequent transfers of interests in the Notes among participants of Euroclear and Clearstream, neither Euroclear nor Clearstream is under any obligation to perform or continue to perform such procedures, and such procedures may be discontinued at any time.

None of the Company, the Subsidiary Guarantors, the JV Subsidiary Guarantors, the Trustee or any of their respective agents will have responsibility for the performance of Euroclear or Clearstream or their respective participants of their respective obligations under the rules and procedures governing their operations, including, without limitation, rules and procedures relating to book-entry interests.

### ***Individual Definitive Notes***

If (1) the common depositary or any successor to the common depositary is at any time unwilling or unable to continue as a depositary for the reasons described in the Indenture and a successor depositary is not appointed by the Company within 90 days (2) either Euroclear or Clearstream, or a successor clearing system is closed for business for a continuous period of 14 days (other than by reason of holidays, statutory or otherwise) or announces an intention to permanently cease business or does in fact do so, or (3) any of the Notes has become immediately due and payable in accordance with “—Events of Default” and the Company has received a written request from a Holder, the Company will issue individual definitive notes in registered form in exchange for the Global Note. Upon receipt of such notice from the common depositary or the Trustee, as the case may be, the Company will use its best efforts to make arrangements with the Paying Agent for the exchange of interests in the Global Note for individual definitive notes and cause the requested individual definitive notes to be executed and delivered to the Registrar in sufficient quantities and authenticated by the Trustee for delivery to Holders. Persons exchanging interests in a Global Note for individual definitive notes will be required to provide the Registrar, through the relevant clearing system, with written instruction and other information required by the Company and the Registrar to complete, execute and deliver such individual definitive notes. In all cases, individual definitive notes delivered in exchange for any Global Note or beneficial interests therein will be registered in the names, and issued in any approved denominations, requested by the relevant clearing system.

Individual definitive notes will not be eligible for clearing and settlement through Euroclear or Clearstream.

### **Notices**

All notices or demands required or permitted by the terms of the Notes or the Indenture to be given to or by the Holders are required to be in writing and may be given or served by being sent by prepaid courier or by being deposited, first-class postage prepaid, in the United States mails (if intended for the Company, any Subsidiary Guarantor or any JV Subsidiary Guarantor) addressed to the Company, such Subsidiary Guarantor or JV Subsidiary Guarantor, (if intended for the Trustee) at the corporate trust office of the Trustee and (if intended for any Holder) addressed to such Holder at such Holder’s last address as it appears in the Note register.

Any such notice or demand will be deemed to have been sufficiently given or served when so sent or deposited and, if to the Holders, when delivered in accordance with the applicable rules and procedures of Euroclear or Clearstream, as the case may be. Any such notice shall be deemed to have been delivered on the day such notice is delivered to Euroclear or Clearstream, as the case may be, or if by mail, when so sent or deposited.

### **Consent to Jurisdiction; Service of Process**

The Company and each of the Subsidiary Guarantors will irrevocably (1) submit to the non-exclusive jurisdiction of any U.S. federal or New York state court located in the Borough of Manhattan, The City of New York in connection with any suit, action or proceeding arising out of, or relating to, the Notes, any Subsidiary Guarantee, any JV Subsidiary Guarantee, the Indenture or any transaction contemplated thereby; and (2) designate and appoint Law Debenture Corporate Service Inc. for receipt of service of process in any such suit, action or proceeding.

### **Governing Law**

Each of the Notes, the Subsidiary Guarantees, the JV Subsidiary Guarantees and the Indenture provides that such instrument will be governed by, and construed in accordance with, the laws of the State of New York.

## Definitions

Set forth below are defined terms used in the covenants and other provisions of the Indenture. Reference is made to the Indenture for other capitalized terms used in this “Description of the Notes” for which no definition is provided.

“2016 Notes” means the 6.95% Senior Notes due 2019 of the Company.

“Acquired Indebtedness” means Indebtedness of a Person existing at the time such Person becomes a Restricted Subsidiary or Indebtedness of a Restricted Subsidiary assumed in connection with an Asset Acquisition by such Restricted Subsidiary whether or not Incurred in connection with, or in contemplation of, the Person merging with or into or becoming a Restricted Subsidiary.

“Adjusted Treasury Rate” means, with respect to any redemption date, (i) the yield, under the heading which represents the average for the immediately preceding week, appearing in the most recently published statistical release designated “H.15(519)” or any successor publication which is published weekly by the Board of Governors of the Federal Reserve System and which establishes yields on actively traded United States Treasury securities adjusted to constant maturity under “Treasury Constant Maturities,” for the maturity corresponding to the Comparable Treasury Issue (if no maturity is within three (3) months before or after February 1, 2021, yields for the two published maturities most closely corresponding to the Comparable Treasury Issue shall be determined and the Adjusted Treasury Rate shall be interpolated or extrapolated from such yields on a straight line basis, rounding to the nearest month) or (ii) if such release (or any successor release) is not published during the week preceding the calculation date or does not contain such yields, the rate per year equal to the semi-annual equivalent yield to maturity of the Comparable Treasury Issue, assuming a price for the Comparable Treasury Issue (expressed as a percentage of its principal amount) equal to the Comparable Treasury Price for such redemption date, in each case calculated on the third Business Day immediately preceding the redemption date.

“Affiliate” means, with respect to any Person, any other Person (1) directly or indirectly controlling, controlled by, or under direct or indirect common control with, such Person; (2) who is a director or officer of such Person or any Subsidiary of such Person or of any Person referred to in clause (1) of this definition; or (3) who is a spouse or any person cohabiting as a spouse, child or step-child, parent or step-parent, brother, sister, step-brother or step-sister, parent-in-law, grandchild, grandparent, uncle, aunt, nephew and niece of a Person described in clause (1) or (2). For purposes of this definition, “control” (including, with correlative meanings, the terms “controlling,” “controlled by” and “under common control with”), as applied to any Person, means the possession, directly or indirectly, of the power to direct or cause the direction of the management and policies of such Person, whether through the ownership of voting securities, by contract or otherwise.

“Applicable Premium” means with respect to any Note at any redemption date, the greater of (1) 1.00% of the principal amount of such Note and (2) the excess of (A) the present value at such redemption date of (x) the principal amount of such Note, plus (y) all required remaining scheduled interest payments due on such Note through February 1, 2021 (but excluding accrued and unpaid interest to the redemption date), computed using a discount rate equal to the Adjusted Treasury Rate plus 100 basis points, over (B) the principal amount of such Note on such redemption date.

“Asset Acquisition” means (1) an investment by the Company or any Restricted Subsidiary in any other Person pursuant to which such Person shall become a Restricted Subsidiary or shall be merged into or consolidated with the Company or any Restricted Subsidiary; or (2) an acquisition by the Company or any Restricted Subsidiary of the property and assets of any Person other than the Company or any Restricted Subsidiary that constitute substantially all of a division or line of business of such Person.

“Asset Disposition” means the sale or other disposition by the Company or any Restricted Subsidiary (other than to the Company or another Restricted Subsidiary) of (1) all or substantially all of the Capital Stock of any Restricted Subsidiary; or (2) all or substantially all of the assets that constitute a division or line of business of the Company or any Restricted Subsidiary.

“Asset Sale” means any sale, transfer or other disposition (including by way of merger, consolidation or Sale and Leaseback Transaction) of any of its property or assets (including any sale of Capital Stock of a Subsidiary or issuance of Capital Stock by a Restricted Subsidiary) in one transaction or a series of related transactions by the Company or any Restricted Subsidiary to any Person; *provided* that “Asset Sale” shall not include:

(1) sales, transfers or other dispositions of inventory, receivables and other current assets (including, but not limited to, properties under development for sale and completed properties for sale) in the ordinary course of business;

(2) sales, transfers or other dispositions of assets constituting a Permitted Investment or Restricted Payment permitted to be made under the “—Certain Covenants—Limitation on Restricted Payments” covenant;

(3) sales, transfers or other dispositions of assets with a Fair Market Value not in excess of US\$1.0 million (or the Dollar Equivalent thereof) in any transaction or series of related transactions;

(4) any sale, transfer, assignment or other disposition of any property, or equipment that has become damaged, worn out, obsolete or otherwise unsuitable for use in connection with the business of the Company or its Restricted Subsidiaries;

(5) any transfer, assignment or other disposition deemed to occur in connection with creating or granting of any Lien not prohibited by “—Certain Covenants—Limitation on Liens”;

(6) a transaction covered by the covenant described under “—Consolidation, Merger and Sale of Assets”; and

(7) any sale, transfer or other disposition by the Company or any Restricted Subsidiary, including the sale or issuance by the Company or any Restricted Subsidiary of any Capital Stock of any Restricted Subsidiary, to the Company or any Restricted Subsidiary.

“Attributable Indebtedness” means, in respect of a Sale and Leaseback Transaction, at the time of determination, the present value, discounted at the interest rate implicit in the Sale and Leaseback Transaction, of the total obligations of the lessee for rental payments during the remaining term of the lease in the Sale and Leaseback Transaction.

“Average Life” means, at any date of determination with respect to any Indebtedness, the quotient obtained by dividing (1) the sum of the products of (a) the number of years from such date of determination to the dates of each successive scheduled principal payment of such Indebtedness and (b) the amount of such principal payment by (2) the sum of all such principal payments.

“Bank Deposit Secured Indebtedness” means Indebtedness of the Company or any Restricted Subsidiary that is (i) secured by cash deposits, bank accounts or other assets of the Company or a Restricted Subsidiary and/or (ii) Guaranteed by a Guarantee, letter of credit or similar instruments from or arranged by the Company or a Restricted Subsidiary and is used by the Company and its Restricted Subsidiaries to effect exchange currency or remit money onshore or offshore.

“Board of Directors” means the board of directors of the Company or any committee of such board duly authorized to take the action purported to be taken by such committee.

“Board Resolution” means any resolution of the Board of Directors taking an action which it is authorized to take and adopted at a meeting duly called and held at which a quorum of disinterested members (if so required) was present and acting throughout or adopted by written resolution executed by every member of the Board of Directors.

“Business Day” means any day which is not a Saturday, Sunday, legal holiday or other day on which banking institutions in The City of New York, London, Luxembourg or Hong Kong (or in any other place in which payments on the Notes are to be made) are authorized by law or governmental regulation to close.

“Capital Stock” means, with respect to any Person, any and all shares, interests, participations or other equivalents (however designated, whether voting or non-voting) in equity of such Person, whether outstanding on the Original Issue Date or issued thereafter, including, without limitation, all Common Stock and Preferred Stock, but excluding debt securities convertible into such equity.

“Capitalized Lease” means, with respect to any Person, any lease of any property (whether real, personal or mixed) which, in conformity with GAAP, is required to be capitalized on the balance sheet of such Person.

“Capitalized Lease Obligations” means the discounted present value of the rental obligations under a Capitalized Lease.

“Change of Control” means the occurrence of one or more of the following events:

(1) the direct or indirect sale, transfer, conveyance or other disposition (other than by way of merger or consolidation), in one or a series of related transactions, of all or substantially all of the properties or assets of the Company and its Restricted Subsidiaries, taken as a whole, to any “person” (within the meaning of Section 13(d) of the Exchange Act), other than one or more Permitted Holders;

(2) the Company consolidates with, or merges with or into, any Person (other than one or more Permitted Holders), or any Person consolidates with, or merges with or into, the Company, in any such event pursuant to a transaction in which any of the outstanding Voting Stock of the Company or such other Person is converted into or exchanged for cash, securities or other property, other than any such transaction where the Voting Stock of the Company outstanding immediately prior to such transaction is converted into or exchanged for (or continues as) Voting Stock (other than Disqualified Stock) of the surviving or transferee Person constituting a majority of the outstanding shares of Voting Stock of such surviving or transferee Person (immediately after giving effect to such issuance) and in substantially the same proportion as before the transaction;

(3) the Permitted Holders are the beneficial owners of less than 50.1% of the total voting power of the Voting Stock of the Company;

(4) any “person” or “group” (as such terms are used in Sections 13(d) and 14(d) of the Exchange Act) is or becomes the “beneficial owner” (as such term is used in Rule 13d-3 of the Exchange Act), directly or indirectly, of total voting power of the Voting Stock of the Company greater than such total voting power held beneficially by the Permitted Holders;

(5) individuals who on the Original Issue Date constituted the board of directors of the Company, together with any new directors whose election to the board of directors was approved by a vote of at least a majority of the directors then still in office who were either directors on the Original Issue Date or whose election was previously so approved, cease for any reason to constitute a majority of the board of directors of the Company then in office; or

(6) the adoption of a plan relating to the liquidation or dissolution of the Company.

“Change of Control Triggering Event” means the occurrence of both a Change of Control and a Rating Decline.

“Clearstream” means Clearstream Banking S.A.

“Collateral” means all collateral securing, or purported to be securing, directly or indirectly, the Notes, any Subsidiary Guarantee or any JV Subsidiary Guarantee pursuant to the Security Documents, and shall initially consist of the Capital Stock of the initial Subsidiary Guarantors owned by the Company or a Subsidiary Guarantor.

“Commodity Agreement” means any spot, forward or option commodity price protection agreements or other similar agreement or arrangement designed to reduce or manage the exposure to fluctuations in commodity prices.

“Common Stock” means, with respect to any Person, any and all shares, interests or other participations in, and other equivalents (however designated and whether voting or non-voting) of such Person’s common stock or ordinary shares, whether or not outstanding at the date of the Indenture, and includes, without limitation, all series and classes of such common stock or ordinary shares.

“Comparable Treasury Issue” means the U.S. Treasury security having a maturity comparable to the remaining term of the Notes to be redeemed that would be utilized, at the time of selection and in accordance with customary financial practice, in pricing new issues of corporate debt securities of comparable maturity to February 1, 2021.

“Comparable Treasury Price” means, with respect to any redemption date, if clause (ii) of the Adjusted Treasury Rate is applicable, the average of three, or such lesser number as is obtained by the Company, Reference Treasury Dealer Quotations for such redemption date.

“Consolidated Assets” means, with respect to any Restricted Subsidiary at any date of determination, the Company and its other Restricted Subsidiaries’ proportionate interest in the total consolidated assets of such Restricted Subsidiary and its Restricted Subsidiaries measured in accordance with GAAP as of the last day of the most recent fiscal quarter period for which consolidated financial statements of the Company and its Restricted Subsidiaries (which the Company shall use its reasonable best efforts to compile in a timely manner) are available (which may be internal consolidated financial statements).

“Consolidated EBITDA” means, for any period, Consolidated Net Income for such period plus, to the extent such amount was deducted in calculating such Consolidated Net Income:

(1) Consolidated Interest Expense,

(2) income taxes (other than income taxes attributable to extraordinary and non-recurring gains (or losses) or sales of assets), and

(3) depreciation expense, amortization expense and all other non-cash items reducing Consolidated Net Income (other than non-cash items in a period which reflect cash expenses paid or to be paid in another period and other than losses on Investment Properties arising from fair value adjustments made in conformity with GAAP), less all non-cash items increasing Consolidated Net Income (other than the accrual of revenue in the ordinary course of business and other than gains on Investment Properties arising from fair value adjustments made in conformity with GAAP), all as determined on a consolidated basis for the Company and its Restricted Subsidiaries in conformity with GAAP; *provided* that (1) if any Restricted Subsidiary is not a Wholly Owned Restricted Subsidiary, Consolidated EBITDA shall be reduced (to the extent not otherwise reduced in accordance with GAAP) by an amount equal to (A) the amount of the Consolidated Net Income attributable to such Restricted Subsidiary multiplied by (B) the percentage ownership interest in the income of such Restricted Subsidiary not owned on the last day of such period by the Company or any Restricted Subsidiary and (2) in the case of any future PRC CJV (consolidated in accordance with GAAP), Consolidated EBITDA shall be reduced (to the extent not already reduced in accordance with GAAP) by any payments, distributions or amounts (including the Fair Market Value of any non-cash payments, distributions or amounts) required to be made or paid by such PRC CJV to the PRC CJV Partner, or to which the PRC CJV Partner otherwise has a right or is entitled, pursuant to the joint venture agreement governing such PRC CJV.



“Consolidated Fixed Charges” means, for any period, the sum (without duplication) of (1) Consolidated Interest Expense for such period and (2) all cash and non-cash dividends paid, declared, accrued or accumulated during such period on any Disqualified Stock or Preferred Stock of the Company or any Restricted Subsidiary held by Persons other than the Company or any Wholly Owned Restricted Subsidiary, except for dividends payable in the Company’s Capital Stock (other than Disqualified Stock) or paid to the Company or to a Wholly Owned Restricted Subsidiary.

“Consolidated Interest Expense” means, for any period, the amount that would be included in gross interest expense on a consolidated income statement prepared in accordance with GAAP for such period of the Company and its Restricted Subsidiaries, plus, to the extent not included in such gross interest expense, and to the extent incurred, accrued or payable during such period by the Company and its Restricted Subsidiaries, without duplication, (1) interest expense attributable to Capitalized Lease Obligations, (2) amortization of debt issuance costs and original issue discount expense and non-cash interest payments in respect of any Indebtedness, (3) the interest portion of any deferred payment obligation, (4) all commissions, discounts and other fees and charges with respect to letters of credit or similar instruments issued for financing purposes or in respect of any Indebtedness, (5) the net costs associated with Hedging Obligations (including the amortization of fees), (6) interest accruing on Indebtedness of any other Person that is Guaranteed by the Company or any Restricted Subsidiary (other than Pre-Registration Mortgage Guarantees), only to the extent such interest is actually paid by the Company or any Restricted Subsidiary, and (7) any capitalized interest, *provided* that interest expense attributable to interest on any Indebtedness bearing a floating interest rate will be computed on a pro forma basis as if the rate in effect on the date of determination had been the applicable rate for the entire relevant period and, for the avoidance of doubt, distributions Incurred or accrued or payments on any Perpetual Securities Obligation shall not be included in the calculation of Consolidated Interest Expense.

“Consolidated Net Income” means, with respect to any specified Person for any period, the aggregate of the net income (or loss) of such Person and its Restricted Subsidiaries for such period, on a consolidated basis, determined in conformity with GAAP; *provided* that the following items shall be excluded in computing Consolidated Net Income (without duplication):

(1) the net income (or loss) of any Person that is not a Restricted Subsidiary or that is accounted for by the equity method of accounting except that:

(a) subject to the exclusion contained in clause (5) below, the Company’s equity in the net income of any such Person for such period shall be included in such Consolidated Net Income up to the aggregate amount of cash actually distributed by such Person during such period to the Company or a Restricted Subsidiary as a dividend or other distribution (subject, in the case of a dividend or other distribution paid to a Restricted Subsidiary, to the limitations contained in clause (3) below); and

(b) the Company’s equity in a net loss of any such Person for such period shall be included in determining such Consolidated Net Income to the extent funded with cash or other assets of the Company or any Restricted Subsidiary;

(2) the net income (or loss) of any Person accrued prior to the date it becomes a Restricted Subsidiary or is merged into or consolidated with the Company or any Restricted Subsidiary or all or substantially all of the property and assets of such Person are acquired by the Company or any Restricted Subsidiary;

(3) the net income (but not loss) of any Restricted Subsidiary to the extent that the declaration or payment of dividends or similar distributions by such Restricted Subsidiary of such net income is not at the time permitted by the operation of the terms of its charter, articles of association or other similar constitutive documents, or any agreement, instrument, judgment, decree, order, statute, rule or governmental regulation applicable to such Restricted Subsidiary;

(4) the cumulative effect of a change in accounting principles;

(5) any net after tax gains realized on the sale or other disposition of (a) any property or assets of the Company or any Restricted Subsidiary which is not sold in the ordinary course of its business or (b) any Capital Stock of any Person (including any gains by the Company realized on sales of Capital Stock of the Company or other Restricted Subsidiaries);

(6) any translation gains or losses due solely to fluctuations in currency values and related tax effects; and

(7) any net after-tax extraordinary or non-recurring gains;

*provided* that (A) solely for purposes of calculating Consolidated EBITDA and the Fixed Charge Coverage Ratio, any net after tax gains derived from direct or indirect sale by the Company or any Restricted Subsidiary of (i) Capital Stock of a Restricted Subsidiary primarily engaged in the holding of Investment Property or (ii) an interest in any Investment Property arising from the difference between the current book value and the cash sale price shall be added to Consolidated Net Income; (B) for purposes of this Consolidated Net Income calculation (but not for purposes of calculating Consolidated EBITDA and the Fixed Charge Coverage Ratio) any net after tax gains derived from direct or indirect sale by the Company or any Restricted Subsidiary of (i) Capital Stock of a Restricted Subsidiary primarily engaged in the holding of Investment Property or (ii) an interest in any Investment Property arising from the difference between the original cost basis and the cash sale price shall be added to Consolidated Net Income to the extent not already included in the net income for such period as determined in conformity with GAAP and Consolidated Net Income and (C) solely for the purposes of calculating Consolidated EBITDA and the Fixed Charge Coverage Ratio, any net after tax gains on Investment Properties arising from fair value adjustments made in conformity with GAAP shall be added to Consolidated Net Income.

“Consolidated Net Worth” means, at any date of determination, stockholders’ equity as set forth on the most recently available quarterly, semi-annual or annual consolidated balance sheet of the Company and its Restricted Subsidiaries, plus, to the extent not included, any Preferred Stock of the Company, less any amounts attributable to Disqualified Stock or any equity security convertible into or exchangeable for Indebtedness, the cost of treasury stock and the principal amount of any promissory notes receivable from the sale of the Capital Stock of the Company or any Restricted Subsidiary, each item to be determined in conformity with GAAP.

“Contractor Guarantees” means any Guarantee by the Company or any Restricted Subsidiary of Indebtedness of any contractor, builder or other similar Person engaged by the Company or such Restricted Subsidiary in connection with the development, construction or improvement of real or personal property or equipment to be used in a Permitted Business by the Company or any Restricted Subsidiary in the ordinary course of business, which Indebtedness was Incurred by such contractor, builder or other similar Person to finance the cost of such development, construction or improvement.

“Creditor Representatives” means the Trustee, the trustee for each series of the Existing Pari Passu Secured Indebtedness and the holders (or their representatives) of any Permitted Pari Passu Secured Indebtedness, in each case that are parties to the Intercreditor Agreement or other similar agreements pursuant to the terms of the Indenture, if any.

“Currency Agreement” means any foreign exchange forward contract, currency swap agreement or other similar agreement or arrangement designed to reduce or manage exposure to fluctuations in foreign exchange rates.

“Debt Documents” means, collectively, the indenture governing the 2016 Notes and the 2016 Notes (to the extent the 2016 Notes remain outstanding), the indentures governing each series of Existing Pari Passu Secured Indebtedness (to the extent such series of Existing Pari Passu Secured Indebtedness remain outstanding), the Notes, the Indenture, the Security Documents and the documents evidencing or governing any Permitted Pari Passu Secured Indebtedness.

“Default” means any event that is, or after notice or passage of time or both would be, an Event of Default.

“Disqualified Stock” means any class or series of Capital Stock of any Person that by its terms or otherwise is (1) required to be redeemed prior to the Stated Maturity of the Notes, (2) redeemable at the option of the holder of such class or series of Capital Stock at any time prior to the Stated Maturity of the Notes or (3) convertible into or exchangeable for (or options, warrants or other rights exercisable for) Capital Stock referred to in clause (1) or (2) above or Indebtedness having a scheduled maturity prior to the Stated Maturity of the Notes; *provided* that any Capital Stock that would not constitute Disqualified Stock but for provisions thereof giving holders thereof the right to require such Person to repurchase or redeem such Capital Stock upon the occurrence of an “asset sale” or “change of control” occurring prior to the Stated Maturity of the Notes shall not constitute Disqualified Stock if the “asset sale” or “change of control” provisions applicable to such Capital Stock are no more favorable to the holders of such Capital Stock than the provisions contained in the “—Certain Covenants—Limitation on Asset Sales” and “—Repurchase of Notes upon a Change of Control Triggering Event” covenants and such Capital Stock specifically provides that such Person will not repurchase or redeem any such stock pursuant to such provision prior to the Company’s repurchase of such Notes as are required to be repurchased pursuant to the “—Certain Covenants—Limitation on Asset Sales” and “—Repurchase of Notes upon a Change of Control Triggering Event” covenants.

“Dollar Equivalent” means, with respect to any monetary amount in a currency other than U.S. dollars, at any time for the determination thereof, the amount of U.S. dollars obtained by converting such foreign currency involved in such computation into U.S. dollars at the base rate for the purchase of U.S. dollars with the applicable foreign currency as quoted by the Federal Reserve Bank of New York on the date of determination.

“Entrusted Loans” means borrowings by a PRC Restricted Subsidiary from a bank that are secured by a pledge of deposits made by another PRC Restricted Subsidiary to the lending bank as security for such borrowings, *provided* that such borrowings are not reflected on the consolidated balance sheet of the Company.

“Equity Offering” means (i) any underwritten primary public offering or private placement of Common Stock of the Company after the Original Issue Date or (ii) any underwritten secondary public offering or secondary private placement of Common Stock of the Company beneficially owned by a Permitted Holder, after the Original Issue Date, to the extent that a Permitted Holder or a company controlled by a Permitted Holder concurrently with such public offering or private placement purchases in cash an equal amount of Common Stock from the Company at the same price as the public offering or private placing price, in each case to a person other than a Restricted Subsidiary or Permitted Holder; *provided* that any offering or placing referred to in (A) clause (i), (B) clause (ii), or (C) a combination of clauses (i) and (ii), results in the aggregate gross cash proceeds received by the Company being no less than US\$20.0 million (or the Dollar Equivalent thereof).

“Exchange Act” means the U.S. Securities Exchange Act of 1934, as amended.

“Existing Pari Passu Secured Indebtedness” means the 2016 Notes, the June 2017 Notes, the July 2017 Notes and the September 2017 Notes.

“Euroclear” means Euroclear Bank SA/NV.

“Exempted Subsidiary” means any Restricted Subsidiary organized in any jurisdiction other than the PRC that is prohibited by applicable law or regulation to provide a Subsidiary Guarantee or a JV Subsidiary Guarantee or create any Lien over its Capital Stock to secure any of the secured obligations subject to the Intercreditor Agreement; *provided* that (x) the Company shall have failed, upon using commercially reasonable efforts, to obtain any required governmental or regulatory approval or registration with respect to such Subsidiary Guarantee, JV Subsidiary Guarantee or Lien over its Capital Stock, to the extent that such approval or registration is available under any applicable law or regulation and (y) such Restricted Subsidiary shall cease to be an Exempted Subsidiary immediately upon such prohibition ceasing to be in force or apply to such Restricted Subsidiary or upon the Company having obtained such applicable approval or registration.

“Fair Market Value” means the price that would be paid in an arm’s-length transaction between an informed and willing seller under no compulsion to sell and an informed and willing buyer under no compulsion to buy, as determined in good faith by the Board of Directors, whose determination shall be conclusive if evidenced by a Board Resolution, except in the case of a determination of the Fair Market Value of total assets for the purposes of determining a JV Entitlement Amount, in which case such price shall be determined by an accounting, appraisal or investment banking firm of recognized international standing appointed by the Company.

“Fitch” means Fitch Ratings, Inc. and its affiliates or successors.

“Fixed Charge Coverage Ratio” means, on any Transaction Date, the ratio of (1) the aggregate amount of Consolidated EBITDA for the then most recent four fiscal quarters prior to such Transaction Date for which consolidated financial statements of the Company (which the Company shall use its reasonable best efforts to compile in a timely manner) are available (which may be internal consolidated financial statements (the “Four Quarter Period”) to (2) the aggregate Consolidated Fixed Charges during such Four Quarter Period. In making the foregoing calculation:

(a) pro forma effect shall be given to any Indebtedness, Disqualified Stock or Preferred Stock Incurred, repaid or redeemed during the period (the “Reference Period”) commencing on and including the first day of the Four Quarter Period and ending on and including the Transaction Date (other than Indebtedness Incurred or repaid under a revolving credit or similar arrangement (or under any predecessor revolving credit or similar arrangement) in effect on the last day of such Four Quarter Period), in each case as if such Indebtedness or Preferred Stock had been Incurred, repaid or redeemed on the first day of such Reference Period; *provided* that, in the event of any such repayment or redemption, Consolidated EBITDA for such period shall be calculated as if the Company or such Restricted Subsidiary had not earned any interest income actually earned during such period in respect of the funds used to repay or redeem such Indebtedness or Preferred Stock;

(b) Consolidated Interest Expense attributable to interest on any Indebtedness (whether existing or being Incurred) computed on a pro forma basis and bearing a floating interest rate shall be computed as if the rate in effect on the Transaction Date (taking into account any Interest Rate Agreement applicable to such Indebtedness if such Interest Rate Agreement has a remaining term in excess of 12 months or, if shorter, at least equal to the remaining term of such Indebtedness) had been the applicable rate for the entire period;

(c) pro forma effect shall be given to the creation, designation or redesignation of Restricted and Unrestricted Subsidiaries as if such creation, designation or redesignation had occurred on the first day of such Reference Period;

(d) pro forma effect shall be given to Asset Dispositions and Asset Acquisitions (including giving pro forma effect to the application of proceeds of any Asset Disposition) that occur during such Reference Period as if they had occurred and such proceeds had been applied on the first day of such Reference Period; and

(e) pro forma effect shall be given to asset dispositions and asset acquisitions (including giving pro forma effect to the application of proceeds of any asset disposition) that have been made by any Person that has become a Restricted Subsidiary or has been merged or consolidated with or into the Company or any Restricted Subsidiary during such Reference Period and that would have constituted Asset Dispositions or Asset Acquisitions had such transactions occurred when such Person was a Restricted Subsidiary as if such asset dispositions or asset acquisitions were Asset Dispositions or Asset Acquisitions that occurred on the first day of such Reference Period;

*provided* that to the extent that clause (d) or (e) of this sentence requires that pro forma effect be given to an Asset Acquisition or Asset Disposition (or asset acquisition or asset disposition), such pro forma calculation shall be based upon the four full fiscal quarters immediately preceding the Transaction Date of the Person, or division or line of business of the Person, that is acquired or disposed for which financial information is available.

“GAAP” means the International Financial Reporting Standards as in effect from time to time.

“Guarantee” means any obligation, contingent or otherwise, of any Person directly or indirectly guaranteeing any Indebtedness or other obligation of any other Person and, without limiting the generality of the foregoing, any obligation, direct or indirect, contingent or otherwise, of such Person (1) to purchase or pay (or advance or supply funds for the purchase or payment of) such Indebtedness or other obligation of such other Person (whether arising by virtue of partnership arrangements, or by agreements to keep-well, to purchase assets, goods, securities or services, to take-or-pay, or to maintain financial statement conditions or otherwise) or (2) entered into for purposes of assuring in any other manner the obligee of such Indebtedness or other obligation of the payment thereof or to protect such obligee against loss in respect thereof (in whole or in part), *provided* that the term “Guarantee” shall not include endorsements for collection or deposit in the ordinary course of business. The term “Guarantee” used as a verb has a corresponding meaning.

“Hedging Obligation” of any Person means the obligations of such Person pursuant to any Commodity Agreement, Currency Agreement or Interest Rate Agreement.

“Holder” means the Person in whose name a Note is registered in the Note register.

“Incur” means, with respect to any Indebtedness or Capital Stock, to incur, create, issue, assume, Guarantee or otherwise become liable for or with respect to, or become responsible for, the payment of, contingently or otherwise, such Indebtedness or Capital Stock; *provided* that (1) any Indebtedness and Capital Stock of a Person existing at the time such Person becomes a Restricted Subsidiary (or fails to meet the qualifications necessary to remain an Unrestricted Subsidiary) will be deemed to be Incurred by such Restricted Subsidiary at the time it becomes a Restricted Subsidiary and (2) the accretion of original issue discount, the accrual of interest, the accrual of dividends, the payment of interest in the form of additional Indebtedness and the payment of dividends in the form of additional shares of Preferred Stock or Disqualified Stock shall not be considered an Incurrence of Indebtedness. The terms “Incurrence,” “Incurred” and “Incurring” have meanings correlative with the foregoing.

“Indebtedness” means, with respect to any Person at any date of determination (without duplication):

- (1) all indebtedness of such Person for borrowed money;
- (2) all obligations of such Person evidenced by bonds, debentures, notes or other similar instruments;
- (3) all obligations of such Person in respect of letters of credit, bankers’ acceptances or other similar instruments;
- (4) all obligations of such Person to pay the deferred and unpaid purchase price of property or services, except Trade Payables;
- (5) all Capitalized Lease Obligations and Attributable Indebtedness;
- (6) all Indebtedness of other Persons secured by a Lien on any asset of such Person, whether or not such Indebtedness is assumed by such Person; *provided* that the amount of such Indebtedness shall be the lesser of (a) the Fair Market Value of such asset at such date of determination and (b) the amount of such Indebtedness;
- (7) all Indebtedness of other Persons Guaranteed by such Person to the extent such Indebtedness is Guaranteed by such Person;
- (8) to the extent not otherwise included in this definition, Hedging Obligations; and

(9) all Disqualified Stock issued by such Person valued at the greater of its voluntary or involuntary liquidation preference and its maximum fixed repurchase or redemption price plus accrued dividends.

For the avoidance of doubt, a mandatory put option granted to a Person that obligates the Company or any Restricted Subsidiary to repurchase the Capital Stock of any Restricted Subsidiary or any other Person shall be deemed to be “Indebtedness”.

Notwithstanding the foregoing, Indebtedness shall not include (1) any capital commitments, deferred payment obligations, pre-sale receipts in advance from customers or similar obligations Incurred in the ordinary course of business in connection with the acquisition, development, construction or improvement of real or personal property (including land use rights) to be used in a Permitted Business; *provided* that such Indebtedness is not reflected as borrowings on the balance sheet of the Company, (2) Entrusted Loans or (3) any Perpetual Securities Obligation (contingent obligations and commitments referred to in a footnote to financial statements and not otherwise reflected as borrowings on the balance sheet will not be deemed to be reflected on such balance sheet).

The amount of Indebtedness of any Person at any date shall be the outstanding balance at such date of all unconditional obligations as described above and, with respect to contingent obligations, the maximum liability upon the occurrence of the contingency giving rise to the obligation; *provided*

(1) that the amount outstanding at any time of any Indebtedness issued with original issue discount is the face amount of such Indebtedness less the remaining unamortized portion of the original issue discount of such Indebtedness at such time as determined in conformity with GAAP,

(2) that money borrowed and set aside at the time of the Incurrence of any Indebtedness in order to prefund the payment of the interest on such Indebtedness shall not be deemed to be “Indebtedness” so long as such money is held to secure the payment of such interest, and

(3) that the amount of Indebtedness with respect to any Hedging Obligation shall be: (i) zero if Incurred pursuant to paragraph (2)(f) under the “Limitation on Indebtedness and Preferred Stock” covenant, and (ii) equal to the net amount payable by such Person if such Hedging Obligation were terminated at that time if not Incurred pursuant to such paragraph.

“Independent Third Party” means any Person that is not an Affiliate of the Company.

“Intercreditor Agreement” has the meaning set forth under “—Security.”

“Interest Rate Agreement” means any interest rate protection agreement, interest rate future agreement, interest rate option agreement, interest rate swap agreement, interest rate cap agreement, interest rate collar agreement, interest rate hedge agreement, option or future contract or other similar agreement or arrangement designed to reduce or manage exposure to fluctuations in interest rates.

“Investment” means:

(1) any direct or indirect advance, loan or other extension of credit to another Person;

(2) any capital contribution to another Person (by means of any transfer of cash or other property to others or any payment for property or services for the account or use of others);

(3) any purchase or acquisition of Capital Stock, Indebtedness, bonds, notes, debentures or other similar instruments or securities issued by another Person; or



(4) any Guarantee of any obligation of another Person to the extent such obligation is outstanding and to the extent Guaranteed by such Person.

For the purposes of the provisions of the “Designation of Restricted and Unrestricted Subsidiaries” and “Limitation on Restricted Payments” covenants: (1) the Company will be deemed to have made an Investment in an Unrestricted Subsidiary in an amount equal to the Fair Market Value of the Company’s proportional interest in the assets (net of the Company’s proportionate interest in the liabilities owed to any Person other than the Company or a Restricted Subsidiary and that are not Guaranteed by the Company or a Restricted Subsidiary) of a Restricted Subsidiary that is designated an Unrestricted Subsidiary at the time of such designation, and (2) any property transferred to or from any Person shall be valued at its Fair Market Value at the time of such transfer, as determined in good faith by the Board of Directors.

“Investment Grade” means a rating of “AAA,” “AA,” “A” or “BBB,” as modified by a “+” or “-” indication, or an equivalent rating representing one of the four highest rating categories, by Fitch or any of its successors or assigns, or the equivalent ratings of any internationally recognized rating agency or agencies, as the case may be, which shall have been designated by the Company as having been substituted for Fitch.

“Investment Property” means any property that is owned and held by any PRC Restricted Subsidiary for long-term rental yield or for capital appreciation or both, or any hotel owned by the Company or any Restricted Subsidiary from which the Company or any Restricted Subsidiary derives or expects to derive operating income.

“June 2017 Notes” means the Company’s 6.5% senior notes due 2018 issued on June 15, 2017.

“July 2017 Notes” means the Company’s 6.5% senior notes due 2018 issued on July 5, 2017.

“JV Entitlement Amount” means, with respect to any JV Subsidiary Guarantor and its Subsidiaries, an amount that is equal to the product of (i) the Fair Market Value of the total assets of such JV Subsidiary Guarantor and its Subsidiaries, on a consolidated basis (without deducting any Indebtedness or other liabilities of such JV Subsidiary Guarantor and its Subsidiaries) as of the date of the last fiscal year end of the Company; and (ii) a percentage equal to the direct equity ownership percentage of the Company and/or its Restricted Subsidiaries in the Capital Stock of such JV Subsidiary Guarantor; *provided* that such amount shall not exceed the maximum amount that can be guaranteed by the applicable JV Subsidiary Guarantor without rendering the JV Subsidiary Guarantee, as it relates to such JV Subsidiary Guarantor, voidable under applicable law relating to fraudulent conveyance or fraudulent transfer or similar laws affecting the rights of creditors generally.

“JV Subsidiary Guarantee” has the meaning set forth under “—The Subsidiary Guarantees and JV Subsidiary Guarantees.”

“JV Subsidiary Guarantor” means a Restricted Subsidiary that executes a JV Subsidiary Guarantee for so long as such JV Subsidiary Guarantee has not been released in accordance with the Indenture.

“Lien” means any mortgage, pledge, security interest, encumbrance, lien or charge of any kind (including, without limitation, any conditional sale or other title retention agreement or lease in the nature thereof or any agreement to create any mortgage, pledge, security interest, lien, charge, easement or encumbrance of any kind).

“Listed Subsidiaries” means any Restricted Subsidiary any class of Voting Stock of which is listed on a Qualified Exchange and any Restricted Subsidiary of a Listed Subsidiary; *provided* that such Restricted Subsidiary shall cease to be a Listed Subsidiary immediately upon, as applicable, (x) the Voting Stock of such Restricted Subsidiary ceasing to be listed on a Qualified Exchange, or (y) such Restricted Subsidiary ceasing to be a Restricted Subsidiary of a Listed Subsidiary.

“Measurement Date” means July 1, 2016.

“Minority Joint Entity” means any corporation, association or other business entity which is accounted for by the equity method of accounting in accordance with GAAP by the Company or a Restricted Subsidiary and primarily engaged in the Permitted Businesses.

“Moody’s” means Moody’s Investors Service, Inc. and its affiliates or successors.

“Net Cash Proceeds” means:

(1) with respect to any Asset Sale, the proceeds of such Asset Sale in the form of cash or cash equivalents, including payments in respect of deferred payment obligations (to the extent corresponding to the principal, but not interest, component thereof) when received in the form of cash or cash equivalents and proceeds from the conversion of other property received when converted to cash or cash equivalents, net of:

(a) brokerage commissions and other fees and expenses (including fees and expenses of counsel and investment banks) related to such Asset Sale;

(b) provisions for all taxes (whether or not such taxes will actually be paid or are payable) as a result of such Asset Sale without regard to the consolidated results of operations of the Company and its Restricted Subsidiaries, taken as a whole;

(c) payments made to repay Indebtedness or any other obligation outstanding at the time of such Asset Sale that either (x) is secured by a Lien on the property or assets sold or (y) is required to be paid as a result of such sale;

(d) appropriate amounts to be provided by the Company or any Restricted Subsidiary as a reserve against any liabilities associated with such Asset Sale, including, without limitation, pension and other post-employment benefit liabilities, liabilities related to environmental matters and liabilities under any indemnification obligations associated with such Asset Sale, all as determined in conformity with GAAP; and

(2) with respect to any issuance or sale of Capital Stock or securities convertible or exchangeable into Capital Stock, the proceeds of such issuance or sale in the form of cash or cash equivalents, including payments in respect of deferred payment obligations (to the extent corresponding to the principal, but not interest, component thereof) when received in the form of cash or cash equivalents and proceeds from the conversion of other property received when converted to cash or cash equivalents, net of attorneys’ fees, accountants’ fees, underwriters’ or placement agents’ fees, discounts or commissions and brokerage, consultant and other fees incurred in connection with such issuance or sale and net of taxes paid or payable as a result thereof.

“Offer to Purchase” means an offer to purchase Notes by the Company from the Holders commenced by sending a notice to the Trustee, the Paying and Transfer Agent and each Holder at its last address appearing in the Note register stating:

(1) the provision in the Indenture pursuant to which the offer is being made and that all Notes validly tendered will be accepted for payment on a *pro rata* basis;

(2) the purchase price and the date of purchase (which shall be a Business Day no earlier than 30 days nor later than 60 days from the date such notice is mailed) (the “Offer to Purchase Payment Date”);

(3) that any Note not tendered will continue to accrue interest pursuant to its terms;

(4) that, unless the Company defaults in the payment of the purchase price, any Note accepted for payment pursuant to the Offer to Purchase shall cease to accrue interest on and after the Offer to Purchase Payment Date;

(5) that Holders electing to have a Note purchased pursuant to the Offer to Purchase will be required to surrender the Note, together with the form entitled “Option of the Holder to Elect Purchase” on the reverse side of the Note completed, to the Paying Agent at the address specified in the notice prior to the close of business on the Business Day immediately preceding the Offer to Purchase Payment Date;

(6) that Holders will be entitled to withdraw their election if the Paying Agent receives, not later than the close of business on the third Business Day immediately preceding the Offer to Purchase Payment Date, a facsimile transmission or letter setting forth the name of such Holder, the principal amount of Notes delivered for purchase and a statement that such Holder is withdrawing his election to have such Notes purchased; and

(7) that Holders whose Notes are being purchased only in part will be issued new Notes equal in principal amount to the unpurchased portion of the Notes surrendered; *provided* that each Note purchased and each new Note issued shall be in a principal amount of US\$200,000 or integral multiples of US\$1,000 in excess thereof.

One Business Day prior to the Offer to Purchase Payment Date, the Company shall deposit with the Paying Agent money sufficient to pay the purchase price of all Notes or portions thereof so accepted. On the Offer to Purchase Payment Date, the Company shall (a) accept for payment on a *pro rata* basis Notes or portions thereof tendered pursuant to an Offer to Purchase; and (b) deliver, or cause to be delivered, to the Trustee all Notes or portions thereof so accepted together with an Officers’ Certificate specifying the Notes or portions thereof accepted for payment by the Company. The Paying Agent shall promptly mail to the Holders of Notes so accepted payment in an amount equal to the purchase price, and the Trustee or an authenticating agent shall promptly authenticate and mail to such Holders a new Note equal in principal amount to any unpurchased portion of the Note surrendered; *provided* that each Note purchased and each new Note issued shall be in a principal amount of US\$200,000 or integral multiples of US\$1,000 in excess thereof. The Company will publicly announce the results of an Offer to Purchase as soon as practicable after the Offer to Purchase Payment Date. The Company will comply with all applicable securities laws and regulations thereunder, in the event that the Company is required to repurchase Notes pursuant to an Offer to Purchase.

To the extent that the provisions of any securities laws or regulations of any jurisdiction conflict with the provisions of the Indenture governing any Offer to Purchase, the Company will comply with the applicable securities laws and regulations and will not be deemed to have breached its obligations under the Indenture by virtue of such compliance. The Company will not be required to make an Offer to Purchase if a third party makes the Offer to Purchase in compliance with the requirements set forth in the Indenture applicable to an Offer to Purchase made by the Company and purchases all Notes properly tendered and not withdrawn under the Offer to Purchase.

The offer is required to contain or incorporate by reference information concerning the business of the Company and its Subsidiaries which the Company in good faith believes will assist such Holders to make an informed decision with respect to the Offer to Purchase, including a brief description of the events requiring the Company to make the Offer to Purchase, and any other information required by applicable law to be included therein. The offer is required to contain all instructions and materials necessary to enable such Holders to tender Notes pursuant to the Offer to Purchase.

“Officer” means one of the executive officers of the Company or, in the case of a Subsidiary Guarantor or JV Subsidiary Guarantor, one of the directors or officers of such Subsidiary Guarantor or JV Subsidiary Guarantor, as the case may be.

“Officers’ Certificate” means a certificate signed by two Officers; *provided*, however, with respect to the Officers’ Certificate required to be delivered by any Subsidiary Guarantor under the Indenture, Officers’ Certificate means a certificate signed by one Officer if there is only one Officer in such Subsidiary Guarantor at the time such certificate is required to be delivered.

“Opinion of Counsel” means a written opinion addressed to the Trustee from legal counsel who is reasonably acceptable to the Trustee.

“Original Issue Date” means the date on which the Notes are originally issued under the Indenture.

“Pari Passu Guarantee” means a Guarantee by the Company, any Subsidiary Guarantor or any JV Subsidiary Guarantor of Indebtedness of the Company (including Additional Notes), any Subsidiary Guarantor or any JV Subsidiary Guarantor; *provided* that (1) the Company, such Subsidiary Guarantor or such JV Subsidiary Guarantor was permitted to Incur such Indebtedness under the covenant described under “—Certain Covenants—Limitation on Indebtedness and Preferred Stock” and (2) such Guarantee ranks *pari passu* with the Notes, any outstanding Subsidiary Guarantee of such Subsidiary Guarantor or any outstanding JV Subsidiary Guarantee of such JV Subsidiary Guarantor, as the case may be.

“Payment Default” means (1) any default in the payment of interest on any Note when the same becomes due and payable, (2) any default in the payment of principal of (or premium, if any, on) the Notes when the same becomes due and payable at maturity, upon acceleration, redemption or otherwise, (3) the failure by the Company to make or consummate a Change of Control Offer in the manner described under “—Repurchase of Notes upon a Change of Control Triggering Event,” or an Offer to Purchase in the manner described under “—Certain Covenants—Limitation on Asset Sales” or (4) any Event of Default specified in clause (5) of the definition of Events of Default.

“Permitted Businesses” means any business which is the same as or related, ancillary or complementary to any of the businesses of the Company and its Restricted Subsidiaries on the Original Issue Date.

“Permitted Holders” means any or all of the following:

(1) (a) Ou Zhonghong, his spouse or immediate family members or any trust established by any of them for their own benefit or for the benefit of any of their immediate family members;

(2) any Affiliate (other than an Affiliate as defined in clauses (2) or (3) of the definition of Affiliate) of the Persons specified in clause (1); and

(3) any Person both the Capital Stock and the Voting Stock of which (or in the case of a trust, the beneficial interests in which) are owned 80% or more by the Persons specified in clauses (1) and (2).

“Permitted Investment” means:

(1) any Investment in the Company or a Restricted Subsidiary that is primarily engaged in a Permitted Business or a Person which will, upon the making of such Investment, become a Restricted Subsidiary that is primarily engaged in a Permitted Business or be merged or consolidated with or into or transfer or convey all or substantially all its assets to, the Company or a Restricted Subsidiary that is primarily engaged in a Permitted Business;

(2) Temporary Cash Investments;

(3) payroll, travel and similar advances to cover matters that are expected at the time of such advances ultimately to be treated as expenses in accordance with GAAP;

- (4) stock, obligations or securities received in satisfaction of judgments;
- (5) an Investment in an Unrestricted Subsidiary consisting solely of an Investment in another Unrestricted Subsidiary;
- (6) any Investment pursuant to a Hedging Obligation designed solely to reduce or manage the exposure of the Company or any Restricted Subsidiary to fluctuations in commodity prices, interest rates or foreign currency exchange rates;
- (7) receivables owing to the Company or any Restricted Subsidiary, if created or acquired in the ordinary course of business and payable or dischargeable in accordance with customary trade terms;
- (8) Investments consisting of consideration received in connection with an Asset Sale made in compliance with the covenant described under “—Certain Covenants—Limitation on Asset Sales.”
- (9) pledges or deposits (x) with respect to leases or utilities provided to third parties in the ordinary course of business or (y) otherwise described in the definition of “Permitted Liens” or made in connection with Liens permitted under the covenant described under “—Certain Covenants—Limitation on Liens”;
- (10) any Investment pursuant to Pre-Registration Mortgage Guarantees or Contractor Guarantees by the Company or any Restricted Subsidiary otherwise permitted to be Incurred under the Indenture;
- (11) Investments in securities of trade creditors, trade debtors or customers received pursuant to any plan of reorganization or similar arrangement upon the bankruptcy or insolvency of such trade creditor, trade debtor or customer;
- (12) advances to contractors and suppliers for the acquisition of assets or consumables or services in the ordinary course of business that are recorded as deposits or prepaid expenses on the Company’s consolidated balance sheet;
- (13) deposits of pre-sale proceeds made in order to secure the completion and delivery of pre-sold properties and issuance of the related land use title in the ordinary course of business;
- (14) deposits made in order to comply with statutory or regulatory obligations to maintain deposits for workers compensation claims and other purposes specified by statute or regulation from time to time in the ordinary course of business;
- (15) deposits made in order to secure the performance of the Company or any Restricted Subsidiary and prepayments made in connection with the direct or indirect acquisition of real property or land use rights by the Company or any Restricted Subsidiary, in each case in the ordinary course of business;
- (16) advances or deposits paid to government authorities or government-affiliated or supervised entities in the PRC in connection with the financing of land acquisition, land development or land re-development activities in the ordinary course of business that are recorded as assets on the Company’s balance sheet to the extent each such advance or deposit is on normal commercial terms;
- (17) an acquisition of assets, Capital Stock or other securities by the Company or a Subsidiary for consideration to the extent such consideration consists solely of Common Stock of the Company;
- (18) repurchases of Notes; and
- (19) any Investment (including without limitation any deemed Investment upon the redesignation of a Restricted Subsidiary as an Unrestricted Subsidiary or upon the sale of Capital Stock of a Restricted Subsidiary)

by the Company or any Restricted Subsidiary in any Person primarily engaged in a Permitted Business; *provided* that:

(a) none of the other holders of Capital Stock of such Person is a Person described in clauses (a) or (b) of the first paragraph of the covenant described under “—Certain Covenants—Limitation on Transactions with Shareholders and Affiliates” covenant (other than by reason of such holder being an officer or director of the Company, a Restricted Subsidiary, Unrestricted Subsidiary or Minority Joint Venture);

(b) such Investment, together with (x) the aggregate of all other Investments made under this clause (19) since the Original Issue Date, less (y) an amount equal to the net reduction in all Investments made under this clause (19) since the Original Issue Date resulting from (A) receipt of payments in cash by the Company or any Restricted Subsidiary in respect of all such Investments, including interest on or repayments of loans or advances, dividends or other distributions (except, in each case, to the extent any such payments are included in the calculation of Consolidated Net Income), (B) the unconditional release of a Guarantee of any obligation of such Person provided under this clause (19) after the Original Issue Date by the Company or any Restricted Subsidiary, (C) to the extent that an Investment made after the Original Issue Date under this clause (19) is sold or otherwise liquidated or repaid for cash, the lesser of (i) cash return of capital with respect to such Investment (less the cost of disposition, if any) and (ii) the initial amount of such Investment, or (D) such Person becoming a Restricted Subsidiary (whereupon all Investments (other than Permitted Investments) made by the Company or any Restricted Subsidiary in such Person since the Original Issue Date shall be deemed to have been made pursuant to clause (1) of this “Permitted Investment” definition), not to exceed, in each case, the amount of Investments (other than Permitted investments) made by the Company or any Restricted Subsidiary after the Original Issue Date in any such Person pursuant to this clause (19), will not exceed an aggregate amount equal to 15.0% of Total Assets;

(c) no Default has occurred and is continuing or would occur as a result of such Investment; and

(20) Guarantees permitted under clause (o), (t) or (u) of the second paragraph of the covenant described under the caption entitled “—Certain Covenants—Limitation on Indebtedness and Preferred Stock.”

“Permitted Liens” means:

(1) Liens for taxes, assessments, governmental charges or claims that are being contested in good faith by appropriate legal or administrative proceedings promptly instituted and diligently conducted and for which a reserve or other appropriate provision, if any, as shall be required in conformity with GAAP shall have been made;

(2) statutory and common law Liens of landlords and carriers, warehousemen, mechanics, suppliers, repairmen or other similar Liens arising in the ordinary course of business and with respect to amounts not yet delinquent or being contested in good faith by appropriate legal or administrative proceedings promptly instituted and diligently conducted and for which a reserve or other appropriate provision, if any, as shall be required in conformity with GAAP shall have been made;

(3) Liens incurred or deposits made to secure the performance of tenders, bids, leases, statutory or regulatory obligations, bankers’ acceptances, surety and appeal bonds, government contracts, performance and return-of-money bonds and other obligations of a similar nature incurred in the ordinary course of business (exclusive of obligations for the payment of borrowed money);

(4) leases or subleases granted to others that do not materially interfere with the ordinary course of business of the Company and its Restricted Subsidiaries, taken as a whole;

(5) Liens encumbering property or assets under construction arising from progress or partial payments by a customer of the Company or its Restricted Subsidiaries relating to such property or assets;



(6) Liens on property of, or on shares of Capital Stock or Indebtedness of, any Person existing at the time such Person becomes, or becomes a part of, any Restricted Subsidiary; *provided* that such Liens do not extend to or cover any property or assets of the Company or any Restricted Subsidiary other than the property or assets acquired; *provided* further that such Liens were not created in contemplation of or in connection with the transactions or series of transactions pursuant to which such Person became a Restricted Subsidiary;

(7) Liens in favor of the Company or any Restricted Subsidiary;

(8) Liens arising from the rendering of a final judgment or order against the Company or any Restricted Subsidiary that does not give rise to an Event of Default;

(9) Liens securing reimbursement obligations with respect to letters of credit that encumber documents and other property relating to such letters of credit and the products and proceeds thereof;

(10) Liens encumbering customary initial deposits and margin deposits, and other Liens that are within the general parameters customary in the industry, in each case, securing Indebtedness under Hedging Obligations permitted by clause (2)(f) of the covenant described under “—Certain Covenants—Limitation on Indebtedness and Preferred Stock”;

(11) Liens existing on the Original Issue Date;

(12) Liens securing Indebtedness which is Incurred to refinance secured Indebtedness which is permitted to be Incurred under clause (2)(e) of the covenant described under “—Certain Covenants—Limitation on Indebtedness and Preferred Stock”; *provided* that such Liens do not extend to or cover any property or assets of the Company or any Restricted Subsidiary other than the property or assets securing the Indebtedness being refinanced;

(13) Liens under the Security Documents;

(14) Liens on the Collateral securing any Permitted Pari Passu Secured Indebtedness that complies with each of the requirements set forth under “—Security—Permitted Pari Passu Secured Indebtedness”;

(15) any interest or title of a lessor in the property subject to any operating lease;

(16) Liens securing Indebtedness of the Company or any Restricted Subsidiary under any Pre-Registration Mortgage Guarantee;

(17) easements, rights-of-way, municipal and zoning ordinances or other restrictions as to the use of properties in favor of governmental agencies or utility companies that do not materially adversely affect the value of such properties or materially impair the use for the purposes of which such properties are held by the Company or any Restricted Subsidiary;

(18) Liens (including extensions and renewals thereof) upon real or personal property; *provided* that, (a) such Lien is created solely for the purpose of securing Indebtedness of the type described under clause (2)(h) of the covenant described under “—Certain Covenants—Limitation on Indebtedness and Preferred Stock” and such Lien is created prior to, at the time of or within 180 days after the later of the acquisition or the completion of development, construction or improvement of such property, (b) the principal amount of the Indebtedness secured by such Lien does not exceed 100% of the cost of such property, development, construction or improvement and (c) such Lien shall not extend to or cover any property or assets other than such item of property and any improvements on such item; *provided* that, in the case of clauses (b) and (c), such Lien may cover other property or assets (instead of or in addition to such item of property and improvements) and the principal amount of Indebtedness secured by such Lien may exceed 100% of such cost if (x) such Lien is

incurred in the ordinary course of business and (y) the aggregate book value of property or assets (as reflected in the most recent available consolidated financial statements of the Company (which may be internal consolidated financial statements) or, if any such property or assets have been acquired since the date of such financial statements, the cost of such property or assets) subject to Liens incurred pursuant to this clause (18) does not exceed 130% of the aggregate principal amount of Indebtedness secured by such Liens;

(19) Liens on deposits of pre-sale proceeds made in order to secure the completion and delivery of pre-sold properties and issuance of the related land use title made in the ordinary course of business and not securing Indebtedness of the Company or any Restricted Subsidiary;

(20) Liens on deposits made in order to comply with statutory obligations to maintain deposits for workers compensation claims and other purposes specified by statute made in the ordinary course of business and not securing Indebtedness of the Company or any Restricted Subsidiary;

(21) Liens on deposits made in order to secure the performance of the Company or any Restricted Subsidiary in connection with the acquisition of real property or land use rights by the Company or any Restricted Subsidiary in the ordinary course of business and not securing Indebtedness of the Company or any Restricted Subsidiary;

(22) Liens to secure Entrusted Loans;

(23) Liens Incurred on cash deposits, bank accounts or other assets to secure Bank Deposit Secured Indebtedness of the type described under clause (2)(o) of the covenant described under “—Certain Covenants—Limitation on Indebtedness and Preferred Stock”;

(24) Liens securing Indebtedness which is permitted to be Incurred under clause (2)(n) of the covenant described under “—Certain Covenants—Limitation on Indebtedness and Preferred Stock”;

(25) Liens on the Capital Stock of a Restricted Subsidiary granted by the Company or any Restricted Subsidiary in favor of any Trust Company Investor (including the sale or transfer of such Capital Stock to such Trust Company Investor) in respect of, and to secure, the Indebtedness or Preferred Stock permitted to be Incurred or issued under clause (2)(p) of the “—Certain Covenants—Limitation on Indebtedness and Preferred Stock” covenant;

(26) Liens on Investment Properties securing Indebtedness of the Company or any Restricted Subsidiary permitted under clause (2)(q) of the covenant described under “—Certain Covenants—Limitation on Indebtedness and Preferred Stock”;

(27) Liens securing Indebtedness Incurred pursuant to clause (2)(r) of the covenant described under “—Certain Covenants—Limitation on Indebtedness and Preferred Stock”;

(28) Liens on the Capital Stock of the Person that is to be acquired under the relevant Staged Acquisition Agreement securing Indebtedness which is permitted to be Incurred under clause (2)(s) of the covenant described under “—Certain Covenants—Limitation on Indebtedness and Preferred Stock”; and

(29) Liens securing the Acquired Indebtedness Incurred under clause 2(u) of the “—Certain Covenants—Limitation on Indebtedness and Preferred Stock” covenant;

(30) Liens on assets of a Restricted Subsidiary securing any Permitted Subsidiary Indebtedness of another Restricted Subsidiary permitted to be Incurred under the proviso in paragraph (1) of the “—Certain Covenants—Limitation on Indebtedness and Preferred Stock” covenant;

*provided* that, with respect to the Collateral, “Permitted Liens” shall only refer to the Liens described in clauses (1), (6), (13) and (14) of this definition.

“Permitted Pari Passu Secured Indebtedness” has the meaning set forth under “—Security—Permitted Pari Passu Secured Indebtedness.”

“Permitted Subsidiary Indebtedness” means Indebtedness (other than Public Indebtedness) of, and all Preferred Stock issued by, the Restricted Subsidiaries other than Subsidiary Guarantors; *provided* that, on the date of the Incurrence of such Indebtedness and after giving pro forma effect thereto and the application of the proceeds thereof, the aggregate principal amount outstanding of all such Indebtedness (excluding the amount of any Public Indebtedness and any Indebtedness of any Restricted Subsidiary other than a Subsidiary Guarantor permitted under clauses 2(a), (2)(b), (2)(d), (2)(f) and (2)(g) of the covenant described under “—Certain Covenants —Limitation on Indebtedness and Preferred Stock”) does not exceed an amount equal to 15% of Total Assets.

“Perpetual Securities Obligation” means perpetual securities that are accounted for as equity in accordance with the relevant generally accepted accounting principles issued by the Company or any Restricted Subsidiary.

“Person” means any individual, corporation, partnership, limited liability company, joint venture, trust, unincorporated organization or government or any agency or political subdivision thereof.

“PRC” means the People’s Republic of China, excluding, solely for purposes of “Description of the Notes”, the Hong Kong Special Administrative Region, the Macau Special Administrative Region and Taiwan.

“PRC CJV” means any Subsidiary that is a Sino-foreign cooperative joint venture enterprise with limited liability, established in the PRC pursuant to the Law of the People’s Republic of China on Sino-foreign Cooperative Joint Ventures adopted on April 13, 1988 (as most recently amended on October 13, 2000) and the Detailed Rules for the Implementation of the Law of the People’s Republic of China on Sino-foreign Cooperative Joint Ventures promulgated on September 4, 1995, as such laws may be amended.

“PRC CJV Partner” means with respect to a PRC CJV, the other party to the joint venture agreement relating to such PRC CJV with the Company or any Restricted Subsidiary.

“PRC Restricted Subsidiary” means a Restricted Subsidiary organized under the laws of the PRC.

“Preferred Stock” as applied to the Capital Stock of any Person means Capital Stock of any class or classes that by its terms is preferred as to the payment of dividends, or as to the distribution of assets upon any voluntary or involuntary liquidation or dissolution of such Person, over shares of Capital Stock of any other class of such Person.

“Pre-Registration Mortgage Guarantee” means any Indebtedness of the Company or any Restricted Subsidiary consisting of a guarantee in favor of any bank or other similar financial institutions in the ordinary course of business of secured loans of purchasers of individual units of properties from the Company or any Restricted Subsidiary; *provided* that, any such guarantee shall be released in full on or before the perfection of a security interest in such properties under applicable law in favor of the relevant lender.

“Public Indebtedness” means any bonds, debentures, notes or similar debt securities issued in a public offering or a private placement (other than the Notes) to institutional investors.

“Qualified Exchange” means either (1) The New York Stock Exchange, the London Stock Exchange, The Stock Exchange of Hong Kong Limited, the Nasdaq Stock market, Singapore Exchange Securities Trading Limited, The Shanghai Stock Exchange or The Shenzhen Stock Exchange or (2) a national securities exchange (as such term is defined in Section 6 of the U.S. Exchange Act) or a designated offshore securities market (as such term is defined in Rule 902(b) under the U.S. Securities Act).

“Rating Agency” means Fitch; *provided* that if Fitch shall not make a rating of the Notes publicly available, one or more nationally recognized securities rating agency or agencies, as the case may be, selected by the Company, which shall be substituted for Fitch.

“Rating Category” means (1) with respect to Fitch, any of the following categories: “BB,” “B,” “CCC,” “CC,” “C” and “D”(or equivalent successor categories); and (2) the equivalent of any such category of Fitch used by another Rating Agency. In determining whether the rating of the Notes has decreased by one or more gradations, gradations within Rating Categories (“+” and “-” for Fitch; or the equivalent gradations for another Rating Agency) shall be taken into account (e.g., with respect to Fitch, a decline in a rating from “BB+” to “BB,” as well as from “BB-” to “B+,” will constitute a decrease of one gradation).

“Rating Date” means (1) in connection with a Change of Control Triggering Event, that date which is 90 days prior to the earlier of (x) a Change of Control and (y) a public notice of the occurrence of a Change of Control or of the intention by the Company or any other Person or Persons to effect a Change of Control or (2) in connection with actions contemplated under “—Consolidation, Merger and Sale of Assets,” that date which is 90 days prior to the earlier of (x) the occurrence of any such actions as set forth therein and (y) a public notice of the occurrence of any such actions.

“Rating Decline” means (1) in connection with a Change of Control Triggering Event, the occurrence on, or within six months after, the date, or public notice of the occurrence of, a Change of Control or the intention by the Company or any other Person or Persons to effect a Change of Control (which period shall be extended so long as the rating of the Notes is under publicly announced consideration for possible downgrade by the Rating Agency) of the event listed below, or (2) in connection with actions contemplated under “—Consolidation, Merger and Sale of Assets,” the notification by the Rating Agency that such proposed actions will result in the event listed below:

(a) in the event the Notes are rated below Investment Grade by the Rating Agency on the Rating Date, the rating of the Notes by the Rating Agency shall be decreased by one or more gradations (including gradations within Rating Categories as well as between Rating Categories).

“Reference Treasury Dealer” means each of any three investment banks of recognized standing that is a primary U.S. Government securities dealer in The City of New York, selected by the Company in good faith.

“Reference Treasury Dealer Quotations” means, with respect to each Reference Treasury Dealer and any redemption date, the average of the bid and asked prices for the Comparable Treasury Issue (expressed in each case as a percentage of its principal amount) quoted in writing by such Reference Treasury Dealer at 5:00 p.m. New York City time on the third Business Day preceding such redemption date.

“Replacement Assets” means, on any date, property or assets of a nature or type or that are used in a Permitted Business, including the Capital Stock of any Person holding such property or assets that is primarily engaged in a Permitted Business and will, upon the acquisition by the Company or any Restricted Subsidiary of such Capital Stock, become a Restricted Subsidiary.

“Restricted Subsidiary” means any Subsidiary of the Company other than an Unrestricted Subsidiary.

“September 2017 Notes” means the Company’s 6.5% senior notes due 2018 issued on September 27, 2017.

“S&P” means Standard & Poor’s Ratings Services and its affiliates or successors.

“Sale and Leaseback Transaction” means any direct or indirect arrangement relating to property (whether real, personal or mixed), now owned or hereafter acquired whereby the Company or any Restricted Subsidiary transfers such property to another Person and the Company or any Restricted Subsidiary leases it from such Person.

“Securities Act” means the U.S. Securities Act of 1933, as amended.

“Security Documents” means, collectively, the pledge agreements and any other agreements or instruments that may evidence or create any security interest in favor of the Trustee, the Security Agent and/or any Holders in any or all of the Collateral.

“Senior Indebtedness” of the Company or a Restricted Subsidiary, as the case may be, means all Indebtedness of the Company or the Restricted Subsidiary, as relevant, whether outstanding on the Original Issue Date or thereafter created, except for Indebtedness which, in the instrument creating or evidencing the same, is expressly stated to be subordinated in right of payment to (a) in respect of the Company, the Notes, (b) in respect of any Restricted Subsidiary that is a Subsidiary Guarantor, its Subsidiary Guarantee, or (c) in respect of any Restricted Subsidiary that is a JV Subsidiary Guarantor, its JV Subsidiary Guarantee; *provided* that Senior Indebtedness does not include (1) any obligation to the Company or any Restricted Subsidiary, (2) Trade Payables or (3) Indebtedness Incurred in violation of the Indenture.

“Significant Restricted Subsidiary” means any Restricted Subsidiary, or any group of Restricted Subsidiaries that, taken together, would be “significant subsidiary” using the conditions specified in the definition of significant subsidiary in Article 1, Rule 1-02(w) of Regulation S-X, promulgated pursuant to the Securities Act, as such Regulation is in effect on the date of this Indenture, if any of the conditions exceeds 5 percent.

“Staged Acquisition Agreement” means an agreement between the Company or a Restricted Subsidiary and an Independent Third Party (x) pursuant to which the Company or such Restricted Subsidiary agrees to acquire not less than a majority of the Capital Stock of a Person for consideration that is not more than the Fair Market Value of such Capital Stock of such Person at the time the Company or such Restricted Subsidiary enters into such agreement and (y) which provides that the payment of the purchase price for such Capital Stock is made in more than one installment over a period of time.

“Stated Maturity” means, (1) with respect to any Indebtedness, the date specified in such debt security as the fixed date on which the final installment of principal of such Indebtedness is due and payable as set forth in the documentation governing such Indebtedness and (2) with respect to any scheduled installment of principal of or interest on any Indebtedness, the date specified as the fixed date on which such installment is due and payable as set forth in the documentation governing such Indebtedness.

“Subordinated Indebtedness” means any Indebtedness of the Company, any Subsidiary Guarantor or any JV Subsidiary Guarantor that is contractually subordinated or junior in right of payment to the Notes, any Subsidiary Guarantee or any JV Subsidiary Guarantee, as applicable, pursuant to a written agreement to such effect.

“Subordinated Shareholder Loan” means any loan to the Company or any Restricted Subsidiary from Permitted Holders which (i) is subordinated in right of payment to the Notes, any Subsidiary Guarantee or any JV Subsidiary Guarantee, as applicable, (ii) by its terms (and by the terms of any security into which it is convertible or for which it is exchangeable) does not mature and is not required to be repaid, pursuant to a sinking fund obligation event of default or otherwise, in whole or in part, on or prior to the date that is one year after the Stated Maturity of the Notes and (iii) does not provide any cash payment of interest.

“Subsidiary” means, with respect to any Person, any corporation, association or other business entity of which (i) more than 50% of the voting power of the outstanding Voting Stock is owned, directly or indirectly, by such Person and one or more other Subsidiaries of such Person or (ii) of which 50% or less of the voting power of the outstanding Voting Stock is owned, directly or indirectly, by such Person and one or more other Subsidiaries of such Person and in each case which is “controlled” and consolidated by such Person in accordance with GAAP; *provided*, however, that with respect to clause (ii), the occurrence of any event (other than the issuance or sale of Capital Stock) as a result of which such corporation, association or other business

entity ceases to be “controlled” by such Person under the GAAP and to constitute a Subsidiary of such Person shall be deemed to be an Investment made by such Person equal to the Fair Market Value of the Capital Stock of such corporation, association or other business entity held by such person immediately after the occurrence of such event.

“Subsidiary Guarantee” means any Guarantee of the obligations of the Company under the Indenture and the Notes by any Subsidiary Guarantor.

“Subsidiary Guarantor” means any initial Subsidiary Guarantor named herein and any other Restricted Subsidiary which guarantees the payment of the Notes pursuant to the Indenture and the Notes; *provided* that “Subsidiary Guarantor” does not include (a) any Person whose Subsidiary Guarantee has been released in accordance with the Indenture and the Notes or (b) any JV Subsidiary Guarantor.

“Subsidiary Guarantor Pledgor” means the initial Subsidiary Guarantor Pledgor named herein and any other Subsidiary Guarantor which pledges Collateral to secure the obligations of the Company under the Notes and the Indenture and of such Subsidiary Guarantor under its Subsidiary Guarantee; *provided* that “Subsidiary Guarantor Pledgor” does not include any person whose pledge under the Security Documents has been released in accordance with the Security Documents, the Indenture and the Notes.

“Temporary Cash Investment” means any of the following:

(1) direct obligations of the United States of America, the United Kingdom, any state of the European Economic Area, the People’s Republic of China and Hong Kong or any agency of any of the foregoing or obligations fully and unconditionally Guaranteed by the United States of America, any state of the European Economic Area, the People’s Republic of China and Hong Kong or any agency of any of the foregoing, in each case maturing within one year;

(2) demand or time deposit accounts, certificates of deposit and money market deposits maturing within 180 days of the date of acquisition thereof issued by a bank or trust company which is organized under the laws of the United States of America, the United Kingdom, any state thereof, any state of the European Economic Area or Hong Kong, and which bank or trust company has capital, surplus and undivided profits aggregating in excess of US\$100 million (or the Dollar Equivalent thereof) and has outstanding debt which is rated “A” (or such similar equivalent rating) or higher by at least one nationally recognized statistical rating organization (as defined in Rule 436 under the Securities Act) or any money market fund sponsored by a registered broker dealer or mutual fund distributor;

(3) repurchase obligations with a term of not more than 30 days for underlying securities of the types described in clause (1) above entered into with a bank or trust company meeting the qualifications described in clause (2) above;

(4) commercial paper, maturing not more than 180 days after the date of acquisition thereof, issued by a corporation (other than an Affiliate of the Company) organized and in existence under the laws of the United States of America, any state thereof or any foreign country recognized by the United States of America with a rating at the time as of which any investment therein is made of “P-1” (or higher) according to Moody’s or “A-1” (or higher) according to S&P or Fitch;

(5) securities, maturing within one year of the date of acquisition thereof, issued or fully and unconditionally Guaranteed by any state, commonwealth or territory of the United States of America, or by any political subdivision or taxing authority thereof, and rated at least “A” by S&P, Moody’s or Fitch;

(6) any money market fund that has at least 95% of its assets continuously invested in investments of the types described in clauses (1) through (5) above;



(7) structured deposit products that are principal protected with any bank or financial institution organized under the laws of the PRC, Hong Kong or anywhere the Company or any Restricted Subsidiary conducts its business operations if held to maturity (which shall not be more than one year) and can be withdrawn at any time with no more than six months' notice; and

(8) demand or time deposit accounts, certificates of deposit, overnight or call deposits and money market deposits with any bank, trust company or other financial institution organized under the laws of the PRC, Hong Kong or anywhere the Company or any Restricted Subsidiary conducts its business operations.

"Total Assets" means, as of any date, the total consolidated assets of the Company and its Restricted Subsidiaries measured in accordance with GAAP as of the last day of the most recent fiscal quarter for which consolidated financial statements of the Company (which the Company shall use its reasonable best efforts to compile in a timely manner) are available (which may be internal consolidated financial statements); *provided* that only with respect to clause (2)(h) of "—Certain Covenants—Limitation on Indebtedness and Preferred Stock" covenant and the definition of "Permitted Subsidiary Indebtedness," Total Assets shall be calculated after giving pro forma effect to include the cumulative value of all of the real or personal property or equipment the acquisition, development, construction or improvement of which requires or required the Incurrence of Indebtedness and calculation of Total Assets thereunder, as measured by the purchase price or cost therefor or budgeted cost provided in good faith by the Company or any Restricted Subsidiary to the bank or other similar financial institutional lender providing such Indebtedness; and *provided* further that with respect to the calculation of the percentage of Total Assets represented by the Consolidated Assets of the Offshore Non-Guarantor Subsidiaries, the amount of Total Assets shall be calculated after giving pro forma effect to any sale or issuance of Capital Stock to relevant Independent Third Parties.

"Trade Payables" means, with respect to any Person, any accounts payable or any other indebtedness or monetary obligation to trade creditors created, assumed or Guaranteed by such Person or any of its Subsidiaries arising in the ordinary course of business in connection with the acquisition of goods or services.

"Transaction Date" means, with respect to the Incurrence of any Indebtedness, the date such Indebtedness is to be Incurred and, with respect to any Restricted Payment, the date such Restricted Payment is to be made.

"Trust Company Investor" means an Independent Third Party that is a financial institution, including but not limited to a bank, a trust company, a securities management company, an asset management company or an insurance company organized, or an Affiliate thereof, that Invests in any Capital Stock of a Restricted Subsidiary.

"Unrestricted Subsidiary" means (1) any Subsidiary of the Company that at the time of determination shall be designated an Unrestricted Subsidiary by the Board of Directors in the manner provided in the Indenture; and (2) any Subsidiary of an Unrestricted Subsidiary.

"U.S. Government Obligations" means securities that are (1) direct obligations of the United States of America for the payment of which its full faith and credit is pledged or (2) obligations of a Person controlled or supervised by and acting as an agency or instrumentality of the United States of America the payment of which is unconditionally Guaranteed as a full faith and credit obligation by the United States of America, which, in either case, are not callable or redeemable at the option of the issuer thereof at any time prior to the Stated Maturity of the Notes, and shall also include a depository receipt issued by a bank or trust company as custodian with respect to any such U.S. Government Obligation or a specific payment of interest on or principal of any such U.S. Government Obligation held by such custodian for the account of the holder of a depository receipt; *provided* that (except as required by law) such custodian is not authorized to make any deduction from the amount payable to the holder of such depository receipt from any amount received by the custodian in respect of the U.S. Government Obligation or the specific payment of interest on or principal of the U.S. Government Obligation evidenced by such depository receipt.

“Voting Stock” means, with respect to any Person, Capital Stock of any class or kind ordinarily having the power to vote for the election of directors, managers or other voting members of the governing body of such Person.

“Wholly Owned” means, with respect to any Subsidiary of any Person, the ownership of all of the outstanding Capital Stock of such Subsidiary (other than any director’s qualifying shares or Investments by foreign nationals mandated by applicable law) by such Person or one or more Wholly Owned Subsidiaries of such Person; *provided* that Subsidiaries that are PRC CJVs shall not be considered Wholly Owned Subsidiaries unless such Person or one or more Wholly Owned Subsidiaries of such Person are entitled to 95% or more of the economic benefits distributable by such Subsidiary.

## **TAXATION**

*The following summary of certain Cayman Islands, British Virgin Islands, Hong Kong and PRC tax consequences of the purchase, ownership and disposition of Notes is based upon applicable laws, regulations, rulings and decisions in effect as of the date of this offering memorandum, all of which are subject to change (possibly with retroactive effect). This discussion does not purport to be a comprehensive description of all the tax considerations that may be relevant to a decision to purchase, own or dispose of the Notes and does not purport to deal with consequences applicable to all categories of investors, some of which may be subject to special rules. Persons considering the purchase of Notes should consult their own tax advisors concerning the tax consequences of the purchase, ownership and disposition of Notes, including such possible consequences under the laws of their country of citizenship, residence or domicile.*

### **CAYMAN ISLANDS**

The following is a discussion on certain Cayman Islands income tax consequences of an investment in the Notes. The discussion is a general summary of present law, which is subject to prospective and retroactive change. It is not intended as tax advice, does not consider any investor's particular circumstances, and does not consider tax consequences other than those arising under Cayman Islands law.

Under the laws of the Cayman Islands, payments of interest and principal or premium on the Notes will not be subject to taxation and no withholding will be required on the payment of interest and principal or premium to any holder of the Notes, as the case may be, nor will gains derived from the disposal of the Notes be subject to Cayman Islands income or corporation tax. The Cayman Islands currently have no income, corporation or capital gains tax and no estate duty, inheritance tax or gift tax. The Cayman Islands is a party to a double tax treaty entered into with the United Kingdom in 2010 but is otherwise not party to any double taxation treaties.

No stamp duty is payable in respect of the issue of the Notes. An instrument of transfer in respect of a Note is stampable if executed in or brought into the Cayman Islands.

The Company has been incorporated under the laws of the Cayman Islands as an exempted company with limited liability and, as such, has obtained an undertaking from the Governor in Cabinet of the Cayman Islands as to tax concessions under the Tax Concessions Law (2011 Revision). In accordance with the provision of section 6 of The Tax Concessions Law (2011 Revision), the Governor in Cabinet undertakes with the Company:

- That no law which is hereafter enacted in the Cayman Islands imposing any tax to be levied on profits, income, gains or appreciations shall apply to the Company or its operations; and
- In addition, that no tax to be levied on profits, income, gains or appreciations or which is in the nature of estate duty or inheritance tax shall be payable, on or in respect of the shares, debentures or other obligations of the Company, or by way of the withholding, in whole or part, of any relevant payment as defined in Section 6(3) of the Tax Concessions Law (2011 Revision).

These concessions shall be for a period of 20 years from September 30, 2014.

### **BRITISH VIRGIN ISLANDS**

There is no income or other tax of the British Virgin Islands imposed by withholding or otherwise on any payment to be made to or by the Subsidiary Guarantors pursuant to the Subsidiary Guarantees.

### **HONG KONG**

**Withholding Tax.** No withholding tax in Hong Kong is payable on payments of principal (including any premium payable on redemption of the Notes) or interest in respect of the Notes. **Profits Tax.** Hong Kong profits

tax is charged on every person carrying on a trade, profession or business in Hong Kong in respect of assessable profits arising in or derived from Hong Kong from such trade, profession or business. Under the Inland Revenue Ordinance (Chapter 112 of the Laws of Hong Kong) (the “Inland Revenue Ordinance”), as it is currently applied, Hong Kong profits tax may be charged on revenue profits arising on the sale, disposal or redemption of the Notes where such sale, disposal or redemption is or forms part of a trade, profession or business carried on in Hong Kong.

Interest on the Notes will be subject to Hong Kong profits tax where such interest has a Hong Kong source, and is received by or accrues to:

- a financial institution (as defined in the Inland Revenue Ordinance) and arises through or from the carrying on by the financial institution of its business in Hong Kong; or
- a corporation carrying on a trade, profession or business in Hong Kong; or
- a person, other than a corporation, carrying on a trade, profession or business in Hong Kong and such interest is in respect of the funds of the trade, profession or business.

Although no tax is imposed in Hong Kong in respect of capital gains, Hong Kong profits tax may be chargeable on trading gains arising on the sale or disposal of the Notes where such transactions are or form part of a trade, profession or business carried on in Hong Kong.

Stamp Duty. No Hong Kong stamp duty will be chargeable upon the issue or transfer (for so long as the register of holders of the Notes is maintained outside Hong Kong) of a Note.

## **PRC Taxation**

The following summary of certain PRC tax consequences of the purchase, ownership and disposition of Notes is based upon applicable laws, rules and regulations in effect as of the date of this offering memorandum, all of which are subject to change (possibly with retroactive effect). This discussion does not purport to be a comprehensive description of all the tax considerations that may be relevant to a decision to purchase, own or dispose of the Notes and does not purport to deal with consequences applicable to all categories of investors, some of which may be subject to special rules. Persons considering the purchase of Notes should consult their own tax advisors concerning the tax consequences of the purchase, ownership and disposition of Notes, including such possible consequences under the laws of their country of citizenship, residence or domicile.

*Taxation on Interest and Capital Gains.* PRC income tax at the rate of 10% (or lower treaty rate, if any) is withheld from interest payable to investors that are “non-resident enterprises” and that do not have an establishment or place of business in the PRC, or that have such establishment or place of business but the relevant interest income is not effectively connected with the establishment or place of business, to the extent such interest is derived from sources within the PRC. Any gain realized on the transfer of the Notes by such investors is subject to a 10% (or lower treaty rate, if any) PRC income tax if such gain is regarded as income of a “non-resident enterprise” derived from sources within the PRC. As advised by FenXun Partners, our PRC legal counsel, there is uncertainty as to whether we will be treated as a PRC “resident enterprise” for the purpose of the EIT Law. If we are considered a PRC resident enterprise, interest and capital gains realized by non-resident holders of the Notes may be treated as income derived from sources within the PRC and may be subject to PRC withholding tax at the rate of 10% where the holder is an enterprise pursuant to the EIT Law, or subject to PRC individual income tax at the rate of 20% (which in the case of interest may be withheld at source) where the holder is an individual pursuant to PRC individual income tax laws. See “Risk Factors—Risks Relating to Our Business—We may be deemed a PRC resident under the EIT Law and be subject to PRC taxation on our worldwide income” and “Interest payable by us to our foreign investors and gain on sale of our Notes may be subject to withholding taxes under PRC tax laws.”

*Stamp duty.* No PRC stamp tax will be chargeable upon the issue or transfer (for so long as the register of holders of the Notes is maintained outside the PRC) of a Note.

## PLAN OF DISTRIBUTION

Subject to the terms and conditions in the purchase agreement to be dated the date of the offering memorandum (the “Purchase Agreement”), the Initial Purchasers have severally agreed to purchase from us, and we agree to sell to the Initial Purchasers, US\$325 million aggregate principal amount of the Notes.

The Purchase Agreement provides that the obligation of the Initial Purchasers to pay for and accept delivery of the Notes is several and not joint and subject to the approval of certain legal matters by their counsel and certain other conditions. The Initial Purchasers are committed to take and pay for all of the Notes if any are taken. After the initial offering, the offering price and other selling terms may be varied from time to time by the Initial Purchasers without notice. The Initial Purchasers may offer and sell the Notes through certain of their affiliates and may provide such affiliates an opportunity to purchase some of the Notes in the initial offering.

We and the Subsidiary Guarantors have agreed to jointly and severally indemnify the Initial Purchasers against certain liabilities, including liabilities under the Securities Act, and to contribute to payments which the Initial Purchasers may be required to make in respect thereof. In addition, we and the Subsidiary Guarantors have agreed to jointly and severally reimburse the Initial Purchasers for certain expenses incurred in connection with the offering of the Notes.

The Notes are a new issue of securities with no established trading market. Approval in-principle has been received from the SGX-ST for the listing and quotation of the Notes on the SGX-ST. In connection with the offering of the Notes, Credit Suisse Securities (Europe) Limited, Merrill Lynch (Asia Pacific) Limited, Haitong International Securities Company Limited and Guotai Junan Securities (Hong Kong) Limited, as the stabilization managers may, on behalf of the Initial Purchasers, to the extent permitted by applicable laws and regulations, engage in transactions that stabilize, maintain or otherwise affect the price of the Notes. Specifically, the Initial Purchasers may over allot the offering, creating a syndicate short position. In addition, the Initial Purchasers may bid for, and purchase, the Notes in the open market to cover syndicate shorts or to stabilize the price of the Notes. Any of these activities, which may be effected in the over-the-counter market or otherwise, may stabilize or maintain the market price of the Notes above independent market levels. However, the Initial Purchasers are not obligated or required to engage in these activities, and may end any of these activities at any time at their sole discretion without prior notice. No assurance can be given as to the liquidity of, or the trading market for, the Notes.

We have agreed that we will not, during the period beginning on the date hereof to the date on which the Notes are issued, (both dates inclusive), without the prior written consent of the Initial Purchasers, offer, sell, contract to sell or otherwise dispose of, except as provided hereunder, any securities of the Company (or guaranteed by the Company) that are substantially similar to the Notes and the Subsidiary Guarantees (other than any securities offered primarily in the PRC).

We expect that delivery of the Notes will be made against payment therefor on or about February 1, 2018 which we expect will be the fifth business day following the pricing date of the Notes (this settlement cycle being referred to as “T+5”). Purchasers who wish to trade Notes on the date of pricing or the next succeeding business day will be required, by virtue of the fact that the Notes initially will settle in T+5, to specify an alternate settlement cycle at the time of any such trade to prevent a failed settlement. Purchasers of the Notes who wish to trade the Notes on the date of pricing or succeeding business days should consult their own legal advisor.

Investors who purchase Notes from the Initial Purchasers may be required to pay stamp taxes and other charges in accordance with the laws and practices of the country of purchase in addition to the offering price set forth on the cover page of this offering memorandum.

We have been advised that the Initial Purchasers presently intend to make a market in the Notes, as permitted by applicable laws and regulations. The Initial Purchasers are not obligated, however, to make a market in the Notes, and any such market making may be discontinued at any time without prior notice at the

sole discretion of the Initial Purchasers. Accordingly, no assurance can be given as to the liquidity of, or trading markets for, the Notes.

We and the Subsidiary Guarantors will pay the Initial Purchasers customary fees and commissions in connection with the offering and will reimburse the Initial Purchasers for certain expenses incurred in connection with the offering. In addition, we and the Subsidiary Guarantors have agreed with the Initial Purchasers that private banks be paid a commission in connection with the purchase of the Notes by their private bank clients, which commission may be deducted from the purchase price for the Notes payable by such private banks upon settlement.

The Initial Purchasers and their affiliates have in the past engaged, and may in the future engage, in transactions with and perform services, including financial advisory brokerage, wealth management, private equity and investment banking services, for us and our affiliates in the ordinary course of business, for which they received or will receive customary fees and expenses. Furthermore, we may enter into hedging or other derivative transactions as part of our risk management strategy with one or more of the Initial Purchasers, which may include transactions relating to our obligations under the Notes. Our obligations under these transactions may be secured by cash or other collateral.

In connection with the offering of the Notes, each Initial Purchaser and/or its affiliate(s) may act as an investor for its own account and may take up Notes in the offering and in that capacity may retain, purchase or sell for its own account such securities and any securities of the Issuer or related investments and may offer or sell such securities or other investments otherwise than in connection with the offering. Accordingly, references herein to the Notes being offered should be read as including any offering of the Notes to the Initial Purchasers and/or their affiliates acting in such capacity. Such persons do not intend to disclose the extent of any such investment or transactions otherwise than in accordance with any legal or regulatory obligation to do so.

## **SELLING RESTRICTIONS**

### **United States**

The Notes and the Subsidiary Guarantees have not been and will not be registered under the Securities Act and may not be offered, sold or delivered within the United States except pursuant to an exception from, or in a transaction not subject to, the registration requirements of the Securities Act. The Notes and the Subsidiary Guarantees are being offered and sold only outside the United States in offshore transactions in reliance on Regulation S under the Securities Act.

### **United Kingdom**

Any invitation or inducement to engage in investment activity (within the meaning of Section 21 of the FSMA) in connection with the issue or sale of the Notes may only be communicated or caused to be communicated in circumstances in which Section 21(1) of the FSMA does not apply to the Issuer or the Subsidiary Guarantors.

All applicable provisions of the FSMA must be complied with in respect to anything done by any person in relation to the Notes in, from or otherwise involving the United Kingdom.

### **Singapore**

This offering memorandum has not been and will not be registered as a prospectus with the Monetary Authority of Singapore under the Securities and Futures Act, Chapter 289 of Singapore (the “SFA”). Accordingly, each Initial Purchaser has not offered or sold any Notes or caused any Notes to be made the subject of an invitation for subscription or purchase, and will not offer or sell any Notes or cause any Notes to be made



the subject of an invitation for subscription or purchase, and has not circulated or distributed, and will not circulate or distribute, this offering memorandum or any other document or material in connection with the offer or sale, or invitation for subscription or purchase, of any Notes, whether directly or indirectly, to any person in Singapore other than (i) to an institutional investor under Section 274 of the SFA, (ii) to a relevant person pursuant to Section 275(1), or any person pursuant to Section 275(1A), and in accordance with the conditions specified in Section 275, of the SFA or (iii) otherwise pursuant to, and in accordance with the conditions of, any other applicable provision of the SFA.

Where the Notes are subscribed or purchased under Section 275 of the SFA by a relevant person which is:

- (a) a corporation (which is not an accredited investor (as defined in Section 4A of the SFA)) the sole business of which is to hold investments and the entire share capital of which is owned by one or more individuals, each of whom is an accredited investor; or
- (b) a trust (where the trustee is not an accredited investor) whose sole purpose is to hold investments and each beneficiary of the trust is an individual who is an accredited investor,

securities (as defined in Section 239(1) of the SFA) of that corporation or the beneficiaries' rights and interest (howsoever described) in that trust shall not be transferred within six months after that corporation or that trust has acquired the Notes pursuant to an offer made under Section 275 of the SFA except:

- (1) to an institutional investor or to a relevant person defined in Section 275(2) of the SFA or to any person arising from an offer referred to in Section 275(1A) or Section 276(4)(i)(B) of the SFA;
- (2) where no consideration is or will be given for the transfer;
- (3) where the transfer is by operation of law;
- (4) as specified in Section 276(7) of the SFA; or
- (5) as specified in Regulation 32 of the Securities and Futures (Offers of Investments) (Shares and Debentures) Regulations 2005 of Singapore.

## **Hong Kong**

Each Initial Purchaser (a) has not offered or sold or will not offer or sell in Hong Kong, by means of any document, any Notes other than (1) to "professional investors" as defined in the Securities and Futures Ordinance (Cap. 571) of the Laws of Hong Kong and any rules made under that Ordinance; or (2) in other circumstances which do not result in the document being a "prospectus" as defined in the Companies (Winding Up and Miscellaneous Provisions) Ordinance (Cap. 32) of the Laws of Hong Kong or which do not constitute an offer to the public within the meaning of that Ordinance; or (b) has not issued or had in its possession for the purposes of issue or will not issue or have in its possession for the purposes of issue any advertisement, invitation or document relating to the Notes and the Subsidiary Guarantees, whether in Hong Kong or elsewhere, which is directed at, or the contents of which are likely to be accessed or read by, the public in Hong Kong (except if permitted to do so under the securities laws of Hong Kong) other than with respect to Notes which are or are intended to be disposed of only to persons outside Hong Kong or only to "professional investors" as defined in the Securities and Futures Ordinance (Cap. 571) and any rules made thereunder.

## **Japan**

The Notes have not been and will not be registered under the Financial Instruments and Exchange Law of Japan (the "Financial Instruments and Exchange Law") and, accordingly, will not be offered or sold, directly or indirectly, in Japan or to, or for the benefit of, any resident of Japan (which term as used herein means any person resident in Japan, including any corporation or other entity organized under the laws of Japan), except pursuant to an exemption from the registration requirements of, and otherwise in compliance with, the Financial Instruments and Exchange Law and other applicable laws and regulations of Japan.

## **Cayman Islands**

No Notes will be offered or sold in the Cayman Islands.

## **People's Republic of China**

The Initial Purchasers have represented and agreed that they have not circulated and will not circulate the Offering Memorandum and they have not offered or sold and will not offer or sell the Notes, directly or indirectly, in the People's Republic of China (for such purpose, not including the Hong Kong and Macau Special Administrative Regions or Taiwan).

## **European Economic Area**

### ***Prohibition of Sales to EEA Retail Investors***

The Notes may not be offered, sold or otherwise made available to any retail investor in the European Economic Area.

For the purposes of this provision: the expression "retail investor" means a person who is one (or more) of the following:

- (i) a retail client as defined in point (11) of Article 4(1) of Directive 2014/65/EU (as amended, "MiFID II"); or
- (ii) a customer within the meaning of Directive 2002/92/EC (as amended, the "Insurance Mediation Directive"), where that customer would not qualify as a professional client as defined in point (10) of Article 4(1) of MiFID II.

For the purpose of this paragraph, the expression "offer" includes the communication in any form and by any means of sufficient information on the terms of the offer and the Notes to be offered so as to enable an investor to decide to purchase or subscribe the Notes.

## **GENERAL**

No action is being taken or is contemplated by us that would permit a public offering of the Notes or possession or distribution of any preliminary offering memorandum or offering memorandum or any amendment thereof, any supplement thereto or any other offering material relating to the Notes in any jurisdiction where, or in any other circumstance in which, action for those purposes is required.

## TRANSFER RESTRICTIONS

*Because of the following restrictions, purchasers are advised to consult their legal counsel prior to making any offer, sale, resale, pledge or other transfer of the Notes.*

The Notes, the Subsidiary Guarantees and the JV Subsidiary Guarantees have not been and will not be registered under the Securities Act and may not be offered, sold or delivered within the United States (as defined in Regulation S under the Securities Act) except pursuant to an exemption from, or in a transaction not subject to, the registration requirements of, the Securities Act. Accordingly, the Notes are being offered and sold only outside the United States in offshore transactions in reliance on Regulation S under the Securities Act.

By its purchase of the Notes, including the Subsidiary Guarantees and the JV Subsidiary Guarantees, each purchaser of the Notes will be deemed to:

1. represent that it is purchasing the Notes, including the Subsidiary Guarantees and the JV Subsidiary Guarantees, in an offshore transaction in accordance with Regulation S;
2. represent that it is purchasing the Notes, including the Subsidiary Guarantees and the JV Subsidiary Guarantees, for its own account or an account with respect to which it exercises sole investment discretion and that it and any such account is a purchaser that is outside the United States, not with a view to, or for offer or sale in connection with, any distribution of the Notes in violation of the Securities Act;
3. acknowledge that the Notes, the Subsidiary Guarantees and the JV Subsidiary Guarantees have not been and will not be registered under the Securities Act and may not be offered or sold within the United States except pursuant to an exemption from, or in a transaction not subject to registration under the Securities Act;
4. agree that it will inform each person to whom it transfers the Notes of any restrictions on transfer of such Notes;
5. understand that the Notes will be represented by the Global Certificate and that transfers thereto are restricted as described under “Description of the Notes — Book-Entry; Delivery and Form”;
6. acknowledge that the Company, the Subsidiary Guarantors, the JV Subsidiary Guarantors, the Trustee, the Registrar, the Paying Agent, the Initial Purchasers and others will rely upon the truth and accuracy of the acknowledgements, representations and agreements contained herein, and agree that if any of the acknowledgements, representations or agreements deemed to have been made by its purchase of the Notes are no longer accurate, it shall promptly notify the Company, the Subsidiary Guarantors, the Trustee, the Paying Agent and the Initial Purchasers. If it is acquiring any Notes as a fiduciary or agent for one or more investor accounts, it represents that it has sole investment discretion with respect to each such account and it has full power to make the foregoing acknowledgements, representations and agreements on behalf of each such account;
7. acknowledge that neither the Company nor the Subsidiary Guarantors nor the Initial Purchasers nor any person representing the Company nor the Subsidiary Guarantors or the Initial Purchasers has made any representation with respect to the Company or the offering of the Notes, other than the information contained in this offering memorandum, and agree that it has had access to such financial and other information concerning us and the Notes as it has deemed necessary in connection with its decision to purchase the Notes including an opportunity to ask questions of and request information from us;
8. represent that it is relying only on this offering memorandum in making its investment decision with respect to the Notes;
9. acknowledge that each Note will contain a legend substantially to the following effect.

THIS SECURITY HAS NOT BEEN REGISTERED UNDER THE UNITED STATES SECURITIES ACT OF 1933, AS AMENDED (THE "SECURITIES ACT"), OR THE SECURITIES LAWS OF ANY STATE OR OTHER JURISDICTION. NEITHER THIS SECURITY NOR ANY INTEREST OR PARTICIPATION HEREIN MAY BE REOFFERED, SOLD, ASSIGNED, TRANSFERRED, PLEDGED, ENCUMBERED OR OTHERWISE DISPOSED OF IN THE ABSENCE OF SUCH REGISTRATION OR UNLESS SUCH TRANSACTION IS EXEMPT FROM, OR NOT SUBJECT TO, SUCH REGISTRATION. THE HOLDER OF THIS SECURITY, BY ITS ACCEPTANCE HEREOF, AGREES ON ITS OWN BEHALF AND ON BEHALF OF ANY INVESTOR ACCOUNT FOR WHICH IT HAS PURCHASED SECURITIES, TO OFFER, SELL OR OTHERWISE TRANSFER SUCH SECURITY, ONLY (A) TO THE COMPANY, (B) PURSUANT TO A REGISTRATION STATEMENT THAT HAS BEEN DECLARED EFFECTIVE UNDER THE SECURITIES ACT, (C) PURSUANT TO OFFERS AND SALES THAT OCCUR OUTSIDE THE UNITED STATES WITHIN THE MEANING OF REGULATIONS UNDER THE SECURITIES ACT, OR (D) PURSUANT TO ANOTHER AVAILABLE EXEMPTION FROM THE REGISTRATION REQUIREMENTS OF THE SECURITIES ACT, SUBJECT TO THE COMPANY'S AND THE TRUSTEE'S RIGHT PRIOR TO ANY SUCH OFFER, SALE OR TRANSFER PURSUANT TO CLAUSE (D) TO REQUIRE THE DELIVERY OF AN OPINION OF COUNSEL, CERTIFICATION AND/OR OTHER INFORMATION SATISFACTORY TO EACH OF THEM. BY ITS ACQUISITION HEREOF, THE HOLDER HEREOF REPRESENTS THAT IT IS ACQUIRING THIS SECURITY IN AN OFFSHORE TRANSACTION IN ACCORDANCE WITH REGULATION S UNDER THE SECURITIES ACT.

## **RATINGS**

The Notes are expected to be rated B+ by Fitch Ratings and we do not expect the ratings to change as a result of the issuance of the Notes. The ratings reflect the rating agencies' assessment of the likelihood of timely payment of the principal of and interest on the Notes. The ratings do not constitute recommendations to purchase, hold or sell the Notes inasmuch as such ratings do not comment as to market price or suitability for a particular investor. Each such rating should be evaluated independently of any other rating on the Notes, on other securities of ours, or on us. Additionally, we have been assigned a rating of B+ with a stable outlook by Fitch Ratings, B with a negative outlook by Standard & Poor's Rating Services and B2 with a negative outlook by Moody's Investors Service. We cannot assure you that the ratings will remain in effect for any given period or that the ratings will not be revised by such rating agencies in the future if in their judgment circumstances so warrant.

## **LEGAL MATTERS**

Certain legal matters with respect to the Notes will be passed upon for us by Sidley Austin as to matters of United States federal and New York law and Hong Kong law, FenXun Partners as to matters of PRC law, Conyers Dill & Pearman as to matters of Cayman Islands law and British Virgin Islands law.

Certain legal matters will be passed upon for the Initial Purchasers by Skadden, Arps, Slate, Meagher & Flom LLP as to matters of United States federal and New York law and All Bright Law Offices as to matters of PRC law.

## **INDEPENDENT AUDITOR**

The consolidated financial statements as of and for the year ended December 31, 2015 and 2016 included in this offering memorandum have been audited by PricewaterhouseCoopers, Certified Public Accountants, as stated in their reports appearing herein. The consolidated financial statements as of and for the year ended December 31, 2014 are included as comparative information within the audited consolidated financial statements as of and for the year ended December 31, 2015. The unaudited interim condensed consolidated financial information as of and for the six months ended June 30, 2016 and 2017 have been reviewed by PricewaterhouseCoopers, Certified Public Accountants, in accordance with Hong Kong Standard on Review Engagements 2410 “Review of Interim Financial Information Performed by the Independent Auditor of the Entity” issued by the Hong Kong Institute of Certified Public Accountants. Such unaudited interim condensed consolidated financial information is not audited and accordingly the degree of reliance on such information should be restricted in light of the limited nature of the review procedure applied.



## GENERAL INFORMATION

### Consents

We have obtained all necessary consents, approvals and authorizations in the Cayman Islands, the British Virgin Islands and Hong Kong in connection with the issue and performance of the Notes and the Subsidiary Guarantees. The entering into of the Indenture and the issue of the Notes have been authorized by a resolution of our board of directors dated January 19, 2018 and the entering into of the Indenture and the giving of the Subsidiary Guarantees have been authorized by resolutions of the board of directors of each Subsidiary Guarantor dated January 19, 2018.

### Litigation

Except as disclosed in this offering memorandum, there are no legal or arbitration proceedings against or affecting us, any of our subsidiaries or any of our assets, nor are we aware of any pending or threatened proceedings, which are or might be material in the context of this issue of the Notes.

### No Material Adverse Change

There has been no adverse change, or any development reasonably likely to involve an adverse change, in the condition (financial or otherwise) of our general affairs since June 30, 2016 that is material in the context of the issue of the Notes.

### Documents Available

For so long as any of the Notes is outstanding, copies of the Indenture may be inspected free of charge during normal business hours on any weekday (except public holidays) at the specified offices of the paying and transfer agents.

For so long as any of the Notes is outstanding, copies of the accountant's reports and/or our published financial statements, if any, including the accountant's report set out in the section entitled "Index to Consolidated Financial Statements" in this offering memorandum, may be obtained during normal business hours on any weekday (except public holidays) at the specified offices of the paying and transfer agents.

### Clearing Systems and Settlement

The Notes have been accepted for clearance through the facilities of Euroclear and Clearstream. Certain trading information with respect to the Notes is set forth below:

	ISIN	Common Code
Notes .....	XS1747665922	174766592

### Listing of the Notes

Approval in-principle has been received from the SGX-ST for the listing and quotation of the Notes on the SGX-ST. The SGX-ST assumes no responsibility for the correctness of any of the statements made, opinions expressed or reports contained in this offering memorandum. Approval in-principle from, admission to the Official List of, and listing and quotation of the Notes on, the SGX-ST are not to be taken as an indication of the merits of the Company, the Subsidiary Guarantors, the JV Subsidiary Guarantors (if any) or any other subsidiary or associated company of the Company, the Notes, the Subsidiary Guarantees or the JV Subsidiary Guarantees. For so long as the Notes are listed on the SGX-ST and the rules of the SGX-ST so require, the Notes, if traded on the SGX-ST, will be traded in a minimum board lot size of S\$200,000 (or its equivalent in foreign currencies). Accordingly, the Notes, if traded on the SGX-ST, will be traded in a minimum board lot size of US\$200,000.

For so long as the Notes are listed on the SGX-ST and the rules of the SGX-ST so require, in the event that a Global Note is exchanged for definitive Notes, we will appoint and maintain a paying agent in Singapore where the Notes may be presented or surrendered for payment or redemption. In addition, in the event that a Global Note is exchanged for definitive Notes, an announcement of such exchange will be made by or on behalf of us through the SGX-ST and such announcement will include all material information with respect to the delivery of the definitive Notes, including details of the paying agent in Singapore.

## INDEX TO CONSOLIDATED FINANCIAL STATEMENTS

### Unaudited interim condensed consolidated financial information as of and for the six months ended June 30, 2017<sup>(1)</sup>

	<b>F-page number</b>
Interim Condensed Consolidated Income Statement .....	F-2
Interim Condensed Consolidated Statement of Comprehensive Income .....	F-3
Interim Condensed Consolidated Balance Sheet .....	F-4
Interim Condensed Consolidated Statement of Changes in Equity .....	F-6
Interim Condensed Consolidated Statement of Cash Flows .....	F-8
Notes to the Interim Condensed Consolidated Financial Information .....	F-10

### Audited consolidated financial statements as of and for the year ended December 31, 2016<sup>(2)</sup>

	<b>F-page number</b>
Independent Auditor's Report .....	F-35
Consolidated Income Statement .....	F-40
Consolidated Statement of Comprehensive Income .....	F-41
Consolidated Balance Sheet .....	F-42
Consolidated Statement of Changes in Equity .....	F-43
Consolidated Statement of Cash Flows .....	F-45
Notes to the Consolidated Financial Statements .....	F-46

### Audited consolidated financial statements as of and for the year ended December 31, 2015<sup>(3)</sup>

	<b>F-page number</b>
Independent Auditor's Report .....	F-107
Consolidated Income Statement .....	F-109
Consolidated Statement of Comprehensive Income .....	F-110
Consolidated Balance Sheet .....	F-111
Consolidated Statement of Changes in Equity .....	F-112
Consolidated Statement of Cash Flows .....	F-113
Notes to the Consolidated Financial Statements .....	F-114

### Accountant's Report on Historical Financial Information of Ningbo Hailiang Group<sup>(4)</sup>

	<b>F-page number</b>
Accountant's Report on Historical Financial Information to the Directors of Ronshine China Holdings Limited .....	F-167
Historical Financial Information of the Ningbo Hailiang Group .....	F-170
Notes to the Combined Financial Statements .....	F-180
Subsequent Financial Statements .....	F-219

### Accountant's Report on Historical Financial Information of Anhui Hailiang Group<sup>(4)</sup>

	<b>F-page number</b>
Accountant's Report on Historical Financial Information to the Directors of Ronshine China Holdings Limited .....	F-220
Historical Financial Information of Anhui Hailiang Group .....	F-223
Notes to the Consolidated Financial Statements .....	F-229
Subsequent Financial Statements .....	F-264

#### Notes:

1. The attached unaudited interim condensed consolidated financial information as of and for the six months ended June 30, 2017 is a reproduction of the Company's interim report for the six months ended June 30, 2017 and page references are references to pages set forth in such interim report.
2. The attached independent auditor's report on our consolidated financial information as of and for the years ended December 31, 2016 is a reproduction of the Company's annual report for the years ended December 31, 2016 and page references are references to pages set forth in such annual report.
3. The attached independent auditor's report on our consolidated financial information as of and for the years ended December 31, 2015 is a reproduction of the Company's annual report for the years ended December 31, 2015 and page references are references to pages set forth in such annual report.
4. The attached Accountant's Report of Ningbo Hailiang Group and Accountant's Report of Anhui Hailiang Group is a reproduction of the Appendix II and III to the Company's circular published on the Hong Kong Stock Exchange news website on December 30, 2017 and page references are references to pages set forth in such circular.

## Interim Condensed Consolidated Income Statement

		Six months ended 30 June	
	Note	2017 RMB'000 (Unaudited)	2016 RMB'000 (Unaudited)
Revenue .....	7	11,900,869	6,983,410
Cost of sales .....		(9,691,237)	(5,698,424)
<b>Gross profit</b> .....		<b>2,209,632</b>	1,284,986
Selling and marketing costs .....		(197,328)	(237,573)
Administrative expenses .....		(319,473)	(183,373)
Fair value gains on the remeasurement of joint ventures .....		—	278,074
Fair value gains on investment properties .....	12	42,000	9,000
Other income and other gains .....		18,447	4,750
<b>Operating profit</b> .....		<b>1,753,278</b>	1,155,864
Finance income – net .....	9	17,172	41,274
Share of profits of investments accounted for using the equity method, net ....	13	269,506	305,241
<b>Profit before income tax</b> .....		<b>2,039,956</b>	1,502,379
Income tax expenses .....	10	(921,950)	(485,585)
<b>Profit for the period</b> .....		<b>1,118,006</b>	1,016,794
<b>Profit for the period attributable to:</b>			
Owners of the Company .....		687,851	858,164
Non-controlling interests .....		305,403	133,661
Holders of Perpetual Capital Instruments .....	25	124,752	24,969
		<b>1,118,006</b>	1,016,794
<b>Earnings per share for profit attributable to owners of the Company</b> <b>(expressed in RMB per share)</b>			
– Basic .....	11	0.51	0.65
– Diluted .....	11	0.51	0.65

## Interim Condensed Consolidated Statement of Comprehensive Income

	<b>Six months ended 30 June</b>	
	<b>2017</b>	<b>2016</b>
	<b>RMB'000</b>	<b>RMB'000</b>
	<b>(Unaudited)</b>	<b>(Unaudited)</b>
<b>Profit for the period</b> .....	<b>1,118,006</b>	<b>1,016,794</b>
Other comprehensive income .....	<b>—</b>	<b>—</b>
<b>Total comprehensive income for the period</b> .....	<b>1,118,006</b>	<b>1,016,794</b>
<b>Total comprehensive income for the period attributable to:</b>		
Owners of the Company .....	<b>687,851</b>	858,164
Non-controlling interests .....	<b>305,403</b>	133,661
Holders of Perpetual Capital Instruments .....	<b>124,752</b>	24,969
	<b>1,118,006</b>	<b>1,016,794</b>

# Interim Condensed Consolidated Balance Sheet

	Note	30 June 2017 RMB'000 (Unaudited)	31 December 2016 RMB'000 (Audited)
<b>ASSETS</b>			
<b>Non-current assets</b>			
Property, plant and equipment	12	1,370,351	1,321,057
Land use rights	12	471,976	479,518
Investment properties	12	5,834,086	4,058,000
Prepayments	15	3,167,915	—
Intangible assets		5,069	4,876
Investments accounted for using the equity method	13	4,463,857	2,695,532
Available-for-sale financial assets	19	—	33,724
Term deposits	18	—	640,000
Deferred income tax assets	27	217,680	258,949
		<u>15,530,934</u>	<u>9,491,656</u>
<b>Current assets</b>			
Properties under development	14	49,025,812	31,614,716
Completed properties held for sale	14	11,025,992	7,572,767
Trade and other receivables and prepayments	15	25,987,181	32,103,325
Amounts due from joint ventures	31(c)	3,390,715	229,101
Amounts due from customers for contract works	16	1,629,979	1,249,435
Prepaid taxation		994,899	512,156
Available-for-sale financial assets	19	21,333	24,000
Term deposits	18	3,422,471	3,677,169
Restricted cash	17	1,143,406	907,034
Cash and cash equivalents	18	6,445,664	11,525,557
		<u>103,087,452</u>	<u>89,415,260</u>
<b>Total assets</b>		<u><u>118,618,386</u></u>	<u><u>98,906,916</u></u>
<b>EQUITY</b>			
<b>Capital and reserves attributable to the owners of the Company</b>			
Share capital	21	12	12
Share premium	21	2,485,669	2,485,669
Other reserves		5,699,622	4,984,837
		<u>8,185,303</u>	<u>7,470,518</u>
Non-controlling interests		13,254,574	12,386,271
Perpetual Capital Instruments	25	3,186,115	3,232,533
<b>Total equity</b>		<u><u>24,625,992</u></u>	<u><u>23,089,322</u></u>



# Interim Condensed Consolidated Balance Sheet

	Note	30 June 2017 RMB'000 (Unaudited)	31 December 2016 RMB'000 (Audited)
<b>LIABILITIES</b>			
<b>Non-current liabilities</b>			
Borrowings .....	26	<b>39,464,183</b>	31,683,744
Deferred income tax liabilities .....	27	<b>1,585,656</b>	1,479,533
		<b>41,049,839</b>	<b>33,163,277</b>
<b>Current liabilities</b>			
Trade and other payables .....	28	<b>15,071,945</b>	10,947,247
Amounts due to related parties .....	31(c)	<b>56,041</b>	1,474,137
Pre-sale proceeds received from customers .....		<b>17,384,874</b>	20,968,395
Current income tax liabilities .....		<b>1,546,414</b>	1,531,018
Borrowings .....	26	<b>18,883,281</b>	7,733,520
		<b>52,942,555</b>	<b>42,654,317</b>
<b>Total liabilities .....</b>		<b>93,992,394</b>	<b>75,817,594</b>
<b>Total equity and liabilities .....</b>		<b>118,618,386</b>	<b>98,906,916</b>

# Interim Condensed Consolidated Statement of Changes in Equity

		Attributable to owners of the Company					Retained earnings RMB'000	Total RMB'000	Non- controlling interests RMB'000	Perpetual Capital Instruments RMB'000 (Note 25)	Total equity RMB'000
		Share capital RMB'000 (Note 21)	Share premium RMB'000 (Note 21)	Capital reserves RMB'000 (Note 22)	Statutory reserves RMB'000 (Note 23)	Share-based compensation reverse RMB'000 (Note 20)					
Six months ended 30 June 2017 (Unaudited)											
Balance at 1 January 2017	12	2,485,669	1,403,011	503,023	—	3,078,803	7,470,518	12,386,271	3,232,533	23,089,322	
Comprehensive income											
– Profit for the period	—	—	—	—	—	687,851	687,851	305,403	124,752	1,118,006	
– Other comprehensive income	—	—	—	—	—	—	—	—	—	—	
Total comprehensive income	—	—	—	—	—	687,851	687,851	305,403	124,752	1,118,006	
Transactions with owners in their capacities as owners											
Redemption of Perpetual Capital Instruments (Note 25)	—	—	—	—	—	—	—	—	(50,000)	(50,000)	
Distribution made to holders of Perpetual Capital Instruments (Note 25)	—	—	—	—	—	—	—	—	(121,170)	(121,170)	
Capital injections from non-controlling interests	—	—	—	—	—	—	—	562,900	—	562,900	
Share option scheme	—	—	—	—	26,934	—	26,934	—	—	26,934	
Total transactions with owners in their capacities as owners	—	—	—	—	26,934	—	26,934	562,900	(171,170)	418,664	
Balance at 30 June 2017	12	2,485,669	1,403,011	503,023	26,934	3,766,654	8,185,303	13,254,574	3,186,115	24,625,992	

# Interim Condensed Consolidated Statement of Changes in Equity

	Attributable to owners of the Company								
	Share capital RMB'000 (Note 21)	Share premium RMB'000 (Note 21)	Capital reserves RMB'000 (Note 22)	Statutory reserves RMB'000 (Note 23)	Retained earnings RMB'000	Total RMB'000	Non-controlling interests RMB'000	Perpetual Capital Instruments RMB'000 (Note 25)	Total equity RMB'000
Six months ended 30 June 2016 (Unaudited)									
Balance at 1 January 2016	—	989,745	1,023,290	337,228	1,952,259	4,302,522	770,210	—	5,072,732
Comprehensive income									
– Profit for the period	—	—	—	—	858,164	858,164	133,661	24,969	1,016,794
– Other comprehensive income	—	—	—	—	—	—	—	—	—
Total comprehensive income	—	—	—	—	858,164	858,164	133,661	24,969	1,016,794
Transactions with owners in their capacities as owners									
Issue of shares in connection with the capitalisation issue	9	(9)	—	—	—	—	—	—	—
Issue of shares in connection with the Company's listing	3	1,540,694	—	—	—	1,540,697	—	—	1,540,697
Share issuance costs	—	(44,761)	—	—	—	(44,761)	—	—	(44,761)
Dividend of a subsidiary	—	—	—	—	—	—	(414,760)	—	(414,760)
Acquisition of a subsidiary	—	—	—	—	—	—	740,000	—	740,000
Change from joint ventures to subsidiaries	—	—	—	—	—	—	2,688,342	—	2,688,342
Issuance of Perpetual Capital Instruments (Note 25)	—	—	—	—	—	—	—	3,200,000	3,200,000
Redemption of Perpetual Capital Instruments (Note 25)	—	—	—	—	—	—	—	(1,500,000)	(1,500,000)
Distribution made to holders of Perpetual Capital Instruments (Note 25)	—	—	—	—	—	—	—	(3,694)	(3,694)
Capital injections from non-controlling interests	—	—	379,721	—	—	379,721	1,697,056	—	2,076,777
Total transactions with owners in their capacities as owners	12	1,495,924	379,721	—	—	1,875,657	4,710,638	1,696,306	8,282,601
Balance at 30 June 2016	12	2,485,669	1,403,011	337,228	2,810,423	7,036,343	5,614,509	1,721,275	14,372,127

# Interim Condensed Consolidated Statement of Cash Flows

	Six months ended 30 June	
	2017 RMB'000 (Unaudited)	2016 RMB'000 (Unaudited)
<b>Cash flows from operating activities</b>		
Cash (used in)/generated from operations	(12,621,043)	812,951
PRC corporate income tax paid	(853,927)	(225,894)
PRC land appreciation tax paid	(387,978)	(294,782)
Net cash (used in)/generated from operating activities	(13,862,948)	292,275
<b>Cash flows from investing activities</b>		
Payments for purchase of property and equipment and investment properties	(3,197,081)	(103,827)
Payment for purchase of intangible assets	(969)	(692)
Proceeds from disposal of property and equipment	1,706	2,750
Capital injections to joint ventures and an associate	(1,498,819)	(1,401,701)
Acquisition of a subsidiary, net of cash acquired	(61,477)	(1,540,326)
Cash acquired from change of joint ventures to subsidiaries	—	72,555
Payments for acquisition of available-for-sale financial assets	—	(198,000)
Proceeds from disposal of available-for-sale financial assets	36,391	239,000
Cash advances to related parties	(3,381,674)	(304,000)
Repayments from related parties	220,060	—
Interest received	37,496	26,467
Decrease in term deposits	894,698	1,021,799
Net cash used in investing activities	(6,949,669)	(2,185,975)

# Interim Condensed Consolidated Statement of Cash Flows

	Six months ended 30 June	
	2017 RMB'000 (Unaudited)	2016 RMB'000 (Unaudited)
<b>Cash flows from financing activities</b>		
Proceeds from borrowings . . . . .	27,411,760	19,799,359
Repayments of borrowings . . . . .	(8,481,560)	(14,800,893)
Issuance of Perpetual Capital Instruments . . . . .	—	3,200,000
Redemption of Perpetual Capital Instruments . . . . .	(50,000)	(1,500,000)
Distribution to holders of Perpetual Capital Instruments . . . . .	(121,170)	(3,694)
Cash advances from related parties . . . . .	—	2,775,508
Issuance of shares in connection with the listing . . . . .	—	1,540,697
Share issuance costs . . . . .	—	(35,214)
Repayments to related parties . . . . .	(1,421,165)	(151,691)
Capital injections from non-controlling interests . . . . .	562,900	2,069,040
Interest paid . . . . .	(1,732,619)	(1,005,821)
Restricted cash pledged for borrowings . . . . .	(401,123)	(451,881)
Net cash generated from financing activities . . . . .	15,767,023	11,435,410
<b>Net (decrease)/increase in cash and cash equivalents</b> . . . . .	<b>(5,045,594)</b>	9,541,710
Cash and cash equivalents at beginning of the period . . . . .	11,525,557	2,742,466
Exchange (losses)/gains on cash and cash equivalents . . . . .	(34,299)	14,807
<b>Cash and cash equivalents at end of the period</b> . . . . .	<b>6,445,664</b>	12,298,983

## Notes to the Interim Condensed Consolidated Financial Information

---

### 1 General information

Ronshine China Holdings Limited (the “Company”) was incorporated in the Cayman Islands on 11 September 2014 as an exempted company with limited liability under the Companies Law of the Cayman Islands. The address of its registered office is Cricket Square, Hutchins Drive, P.O. Box 2681, Grand Cayman, KY1-1111, Cayman Islands. The Company’s principal activity is investment holding. The Company and its subsidiaries (together the “Group”) are principally engaged in property development business in the People’s Republic of China (the “PRC”).

The Company’s shares were listed on the Main Board of The Stock Exchange Hong Kong Limited (the “Stock Exchange”) on 13 January 2016.

This interim condensed consolidated financial information is presented in Renminbi (“RMB”), unless otherwise stated. This interim condensed consolidated financial information has been approved for issue by the Board on 24 August 2017.

This interim condensed consolidated financial information has not been audited.

### 2 Basis of preparation

This interim condensed consolidated financial information for the six months ended 30 June 2017 has been prepared in accordance with HKAS 34, “Interim financial reporting”. The interim condensed consolidated financial information should be read in conjunction with the annual financial statements for the year ended 31 December 2016, which have been prepared in accordance with Hong Kong Financial Reporting Standards (“HKFRSs”) issued by the Hong Kong Institute of Certified Public Accountants (the “HKICPA”).

### 3 Accounting policies

The accounting policies applied are consistent with those of the annual financial statements for the year ended 31 December 2016, as described in those annual financial statements, except for the estimation of income tax using the tax rate that would be applicable to expected total annual earnings and the adoption of amendments to HKFRSs effective for the financial year ending 31 December 2017.

- (a) Amendments to HKFRSs effective for the financial year ending 31 December 2017 do not have a significant impact on the Group.

The following amendments to standards are mandatory for the Group’s financial year beginning on 1 January 2017. The adoption of these amendments to standards does not have any significant impact to the results and financial position of the Group.

HKAS 7 (Amendment)	Changes in liabilities arising from financial activities
HKAS 12 (Amendment)	Recognition of deferred tax assets for unrealised losses
HKFRS 12 (Amendment)	Disclosure of interest in other entities

- (b) Taxes on income in the interim periods are accrued using the tax rate that would be applicable to expected total annual earnings.



#### **4 Estimates**

The preparation of interim financial information requires management to make judgements, estimates and assumptions that affect the application of accounting policies and the reported amounts of assets and liabilities, income and expense. Actual results may differ from these estimates.

In preparing this interim condensed consolidated financial information, the significant judgements made by management in applying the Group's accounting policies and the key sources of estimation uncertainty were the same as those that applied to the consolidated financial statements for the year ended 31 December 2016, with the exception of changes in estimates that are required in determining the provision for income taxes (note 3(b)).

#### **5 Financial risk management**

##### **5.1 Financial risk factors**

The Group's activities expose it to a variety of financial risks: market risk (include foreign exchange risk and interest rate risk), credit risk, and liquidity risk.

The Group's businesses are principally conducted in RMB. As at 30 June 2017, the non-RMB assets and liabilities of the Group are mainly cash and cash equivalents and term deposits (Note 18) denominated in United States Dollars ("USD") and Hong Kong Dollars ("HK\$") and borrowings denominated in USD (Note 26). The Group has not entered into forward exchange contract to hedge its exposure to foreign exchange risk.

The interim condensed consolidated financial information does not include all financial risk management information and disclosures required in the annual financial statements, and should be read in conjunction with the Group's annual financial statements for the year ended 31 December 2016.

There have been no changes in the risk management policies since year end of 2016.

##### **5.2 Liquidity risk**

Management of the Group aims to maintain sufficient cash and cash equivalents or have available funding through proceeds from pre-sale of properties and an adequate amount of available financing including short-term and long-term borrowings and obtaining additional funding from shareholders. Due to the dynamic nature of the underlying businesses, the Group maintains flexibility in funding by maintaining adequate amount of cash and cash equivalents and through having available sources of financing.

## Notes to the Interim Condensed Consolidated Financial Information

### 5 Financial risk management (continued)

#### 5.2 Liquidity risk (continued)

The table below sets out the Group's financial liabilities by relevant maturity grouping at each balance sheet date. The amounts disclosed in the table are the contractual undiscounted cash flows.

	Less than 1 year RMB'000	Between 1 and 2 years RMB'000	Between 2 and 5 years RMB'000	Over 5 years RMB'000	Total RMB'000
<b>As at 30 June 2017 (Unaudited)</b>					
Borrowings (Note 26) . . . . .	22,492,799	26,979,737	13,306,341	1,950,132	64,729,009
Trade and other payables, excluding accrual for staff costs and allowances, other taxes payable (Note 28) . . . . .	14,558,317	—	—	—	14,558,317
Amounts due to related parties (Note 31(c)) . . . . .	56,041	—	—	—	56,041
Financial guarantee (Note 29) . . . . .	15,238,562	—	—	—	15,238,562
	Less than 1 year RMB'000	Between 1 and 2 years RMB'000	Between 2 and 5 years RMB'000	Over 5 years RMB'000	Total RMB'000
<b>As at 31 December 2016 (Audited)</b>					
Borrowings (Note 26) . . . . .	10,131,233	19,700,990	13,531,060	1,178,662	44,541,945
Trade and other payables, excluding accrual for staff costs and allowances, other taxes payable (Note 28) . . . . .	10,620,085	—	—	—	10,620,085
Amounts due to related parties (Note 31(c)) . . . . .	1,474,137	—	—	—	1,474,137
Financial guarantee (Note 29) . . . . .	20,216,460	—	—	—	20,216,460

Note: Interest on borrowings is calculated on borrowings held as at 30 June 2017 and 31 December 2016, respectively. Floating-rate interest is estimated using the current interest rate as at 30 June 2017 and 31 December 2016, respectively.

#### 5.3 Capital management

The Group's objectives when managing capital are to safeguard the Group's ability to continue as a going concern in order to provide returns for the owners and benefits for other stakeholders and to maintain an optimal capital structure to reduce the cost of capital.

In order to maintain or adjust the capital structure, the Group may adjust the amount of dividends paid to the owners, issue new shares or sell assets to reduce debts.

## Notes to the Interim Condensed Consolidated Financial Information

### 5 Financial risk management (continued)

#### 5.3 Capital management (continued)

The Group monitors capital on the basis of the gearing ratio. This ratio is calculated as net borrowings divided by total capital. Net borrowings are calculated as total borrowings (including current and non-current borrowings as shown in the consolidated balance sheet) less total of cash and cash equivalents, restricted cash and term deposits.

	30 June 2017 RMB'000 (Unaudited)	31 December 2016 RMB'000 (Audited)
Total borrowings (Note 26) . . . . .	58,347,464	39,417,264
Less: Cash and cash equivalents (Note 18) . . . . .	(6,445,664)	(11,525,557)
Term deposits (Note 18) . . . . .	(3,422,471)	(4,317,169)
Restricted cash (Note 17) . . . . .	(1,143,406)	(907,034)
Net borrowings . . . . .	47,335,923	22,667,504
Total equity . . . . .	24,625,992	23,089,322
Gearing ratio . . . . .	1.92	0.98

#### 5.4 Fair value estimation

Certain of the assets of the Group are carried at fair value or where fair value was disclosed can be categorised by level of inputs to valuation techniques used to measure fair value. The inputs are categorised into three levels within a fair value hierarchy as follows:

- Quoted prices (unadjusted) in active markets for identical assets or liabilities (level 1);
- Inputs other than quoted prices included within level 1 that are observable for the asset or liability, either directly (that is, as price) or indirectly (that is, derived from prices) (level 2); and
- Inputs for the asset or liability that are not based on observable market data (that is, unobservable inputs) (level 3).

The available-for-sale financial assets and investment properties are measured at fair value, which is grouped into level 3 fair value measurements, subsequent to initial recognition. Techniques, such as discounted cash flow analysis, are used to determine fair value for the available-for-sale financial assets and investment properties. There were no changes in level 3 instruments during the six months ended 30 June 2017 (six months ended 30 June 2016: same).

The Group's financial assets include cash and cash equivalents, restricted cash, term deposits, trade and other receivables, amounts due from joint ventures, amounts due from customers for contract works and available-for-sale financial assets. The Group's financial liabilities include trade and other payables, amounts due to related parties and borrowings. The fair value for financial assets and liabilities with maturities of less than one year are assumed to approximate their carrying amounts due to their short term maturities.

## Notes to the Interim Condensed Consolidated Financial Information

### 6 Segment information

The Executive Directors have been identified as the chief operating decision maker. Management has determined the operating segments based on the reports reviewed by the Executive Directors, which are used to allocate resources and assess performance.

The Group is principally engaged in the property development in the PRC. Management reviews the operating results of the business as one segment to make decisions about resources to be allocated. Therefore, the Executive Directors regard that there is only one segment which is used to make strategic decisions. Revenue and profit after income tax are the measures reported to the Executive Directors for the purpose of resources allocation and performance assessment.

The major operating entities of the Group are domiciled in the PRC. All of the Group's revenue are derived in the PRC for the six months ended 30 June 2017 (six months ended 30 June 2016: same).

As at 30 June 2017, all of non-current assets of the Group were located in the PRC (31 December 2016: same).

There was no revenue derived from a single external customer accounting for 10% or more of the Group's revenue for the six months ended 30 June 2017 (six months ended 30 June 2016: same).

### 7 Revenue

Revenue of the Group for the six months ended 30 June 2017 is as follow:

	<b>Six months ended 30 June</b>	
	<b>2017</b>	<b>2016</b>
	<b>RMB'000</b>	<b>RMB'000</b>
	<b>(Unaudited)</b>	<b>(Unaudited)</b>
Revenue from sales of properties .....	<b>11,688,343</b>	6,865,200
Revenue from construction contracts (Note 16) .....	<b>141,744</b>	92,701
Rental income and income from rendering of hotel services .....	<b>70,782</b>	25,509
	<b><u>11,900,869</u></b>	<b><u>6,983,410</u></b>

### 8 Expenses by nature

	<b>Six months ended 30 June</b>	
	<b>2017</b>	<b>2016</b>
	<b>RMB'000</b>	<b>RMB'000</b>
	<b>(Unaudited)</b>	<b>(Unaudited)</b>
Cost of properties sold (excluding staff costs) .....	<b>9,179,439</b>	5,196,934
Cost of construction contracts (excluding staff costs) .....	<b>131,879</b>	85,146
Staff costs (including directors' emoluments) .....	<b>226,631</b>	141,779
Business tax and other taxes .....	<b>342,947</b>	411,698
Marketing and advertising costs .....	<b>87,692</b>	127,124
Office lease payments .....	<b>21,839</b>	12,126
Property management fees .....	<b>22,572</b>	21,004
Depreciation (Note 12) .....	<b>29,542</b>	6,334
Amortisation of land use rights and intangible assets .....	<b>3,308</b>	637
Auditors' remuneration .....	<b>3,741</b>	1,926
Donations .....	<b>580</b>	16,320

## Notes to the Interim Condensed Consolidated Financial Information

### 9 Finance income – net

	Six months ended 30 June	
	2017 RMB'000 (Unaudited)	2016 RMB'000 (Unaudited)
Finance costs		
– Interests and charges related to bank and other borrowings	1,682,799	1,005,773
– Less: capitalised interest	(1,669,898)	(1,005,773)
	<u>12,901</u>	<u>—</u>
Finance income		
– Interest income from bank deposits	(37,496)	(26,467)
– Net foreign exchange losses/(gains)	7,423	(14,807)
Finance income – net	<u>(17,172)</u>	<u>(41,274)</u>

### 10 Income tax expenses

	Six months ended 30 June	
	2017 RMB'000 (Unaudited)	2016 RMB'000 (Unaudited)
Current income tax:		
PRC corporate income tax	325,704	238,716
Land appreciation tax (“LAT”)	448,854	244,068
	<u>774,558</u>	<u>482,784</u>
Deferred income tax	147,392	2,801
	<u>921,950</u>	<u>485,585</u>

#### Hong Kong profits tax

The applicable Hong Kong profit tax rate is 16.5% for the six months ended 30 June 2017 (six months ended 30 June 2016: 16.5%). No Hong Kong profit tax has been provided for the six months ended 30 June 2017 as the Group did not have any assessable profits (six months ended 30 June 2016: same).

#### PRC corporate income tax

The income tax provision of the Group in respect of operations in Mainland China has been calculated at the applicable tax rate on the estimated assessable profits for the six months ended 30 June 2017 and 2016, based on the existing legislation, interpretations and practices in respect thereof.

The corporate income tax rate applicable to the group entities located in Mainland China is 25% according to the Corporate Income Tax Law of the PRC (the “CIT Law”) effective on 1 January 2008.

#### LAT

Pursuant to the requirements of the Provisional Regulations of the PRC on LAT effective on 1 January 1994, and the Detailed Implementation Rules on the Provisional Regulations of the PRC on LAT effective on 27 January 1995, all income from the sale or transfer of state-owned land use rights, buildings and their attached facilities in the PRC is subject to LAT at progressive rates ranging from 30% to 60% of the appreciation value, with an exemption provided for sales of ordinary residential properties if their appreciation values do not exceed 20% of the sum of the total deductible items.

The Group has made provision of LAT for sales of properties according to the aforementioned progressive rates.

###### 10 Income tax expenses (continued)

### Overseas income tax

The Company was incorporated in the Cayman Islands as an exempted company with limited liability under the Companies Law of the Cayman Islands and, is exempted from Cayman Islands income tax. The Company's direct subsidiary in the British Virgin Islands (the "BVI") was incorporated under the Business Companies Act of the British Virgin Islands and is exempted from British Virgin Islands income tax.

### PRC dividend withholding income tax

Pursuant to the Detailed Implementation Regulations for Implementation of the Corporate Income Tax Law issued on 6 December 2007, dividends distributed from the profits generated by the PRC companies after 1 January 2008 to their foreign investors shall be subject to this withholding income tax of 10%, a lower 5% withholding income tax rate may be applied when the immediate holding companies of the PRC subsidiaries are incorporated in Hong Kong and fulfil the requirements to the tax treaty arrangements between the PRC and Hong Kong. The Group has not accrued any withholding income tax for these undistributed earnings of its PRC subsidiaries as the Group does not have a plan to distribute these earnings from its PRC subsidiaries.

###### 11 Earnings per share

### 11.1 Basic

Basic earnings per share is calculated by dividing the profit attributable to owners of the Company by the weighted average number of ordinary shares in issue during the six months ended 30 June 2017 and 2016.

	Six months ended 30 June	
	2017	2016
	RMB'000	RMB'000
	(Unaudited)	(Unaudited)
Profit attributable to owners of the Company (RMB'000) . . . . .	687,851	858,164
Weighted average number of ordinary shares in issue (thousand shares)	1,352,348	1,329,622
Basic earnings per share (RMB per share) . . . . .	0.51	0.65

### 11.2 Dilutive

Diluted earnings per share is calculated by adjusting the weighted average number of ordinary shares outstanding to assume conversion of all dilutive potential ordinary shares. The Company's dilutive potential ordinary shares consist of share option scheme. For the share option scheme, a calculation is done to determine the number of shares that could have been acquired at fair value (determined as the average annual market share price of the Company's shares) based on the monetary value of the subscription rights attached to outstanding share options. The number of shares calculated as above is compared with the number of shares that would have been issued assuming the exercise of the share options.

For the six months ended 30 June 2017, as the average market share price of the ordinary shares during the period was lower than the monetary value of the subscription rights attached to outstanding share options, the diluted earnings per share was equal to the basic earnings per share.



## Notes to the Interim Condensed Consolidated Financial Information

### 12 Property, plant and equipment, land use right and investment properties

	Property, plant and equipment RMB'000 (note a)	Land use right RMB'000 (note b)	Investment properties RMB'000 (note c)
<b>Six months ended 30 June 2017 (Unaudited)</b>			
Opening net book amount as at 1 January 2017 .....	1,321,057	479,518	4,058,000
Additions .....	79,971	—	1,006,686
Transfers from properties under development .....	—	—	727,400
Disposals .....	(1,135)	—	—
Fair value gains on investment properties .....	—	—	42,000
Depreciation and amortisation .....	(29,542)	(7,542)	—
Closing net book amount as at 30 June 2017 .....	<u>1,370,351</u>	<u>471,976</u>	<u>5,834,086</u>
<b>Six months ended 30 June 2016 (Unaudited)</b>			
Opening net book amount as at 1 January 2016 .....	840,824	483,787	—
Additions .....	121,362	—	—
Acquisition of a subsidiary and consolidations of entities previously held as joint ventures .....	98,818	10,682	3,319,000
Disposals .....	(2,013)	—	—
Fair value gains on investment properties .....	—	—	9,000
Depreciation and amortisation .....	(6,334)	(6,494)	—
Closing net book amount as at 30 June 2016 .....	<u>1,052,657</u>	<u>487,975</u>	<u>3,328,000</u>

- (a) Certain property, plant and equipment of the Group with carrying amounts of RMB1,204,436,000 as at 30 June 2017 (31 December 2016: RMB574,798,000) was pledged as collateral for the Group's borrowings (Note 26).
- (b) Land use rights with a total carrying amount of RMB471,976,000 as at 30 June 2017 (31 December 2016: RMB479,518,000) were pledged as collateral for the Group's borrowings (Note 26).
- (c) The Group measures its investment properties at fair value. The fair value of the Group's investment properties as at 30 June 2017 has been determined on the basis of valuation carried out by Jones Lang LaSalle Corporate Appraisal and Advisory Limited, an independent and professionally qualified valuer.

Fair values of the Group's investment properties are derived using either income approach or direct comparison approach, where applicable. Income approach takes into account the net rental income of a property derived from its existing leases and/or achievable in the existing market with due allowance for the reversionary income potential of the leases, which have been then capitalised to determine the fair value at an appropriate capitalisation rate. Direct comparison approach is adopted assuming sale of each of these properties in its existing state with the benefit of vacant possession. By making reference to sales transactions as available in the relevant market, comparable properties in close proximity have been selected and adjustments have been made to account for the difference in factors such as location and property size.

The main level 3 inputs used by the Group include market price, term yield, revisionary yield and rent income.

Increase in term yield or revisionary yield may result in decrease of fair value. Increase in market price or rent income may result in increase of fair value.

As at 30 June 2017, investment properties of RMB4,539,032,000 (31 December 2016: RMB4,058,000,000) were pledged as collateral for the Group's borrowings (Note 26).

## Notes to the Interim Condensed Consolidated Financial Information

### 13 Investments accounted for using the equity method

#### (a) Investments accounted for using the equity method

(i) The amounts recognised in the consolidated balance sheet are as follows:

	30 June 2017 RMB'000 (Unaudited)	31 December 2016 RMB'000 (Audited)
Joint ventures .....	4,366,947	2,603,872
Associates .....	96,910	91,660
	<u>4,463,857</u>	<u>2,695,532</u>

(ii) The amounts recognised in the consolidated income statement are as follows:

	Six months ended 30 June 2017 RMB'000 (Unaudited)	2016 RMB'000 (Unaudited)
Joint ventures .....	268,256	306,457
Associates .....	1,250	(1,216)
	<u>269,506</u>	<u>305,241</u>

(iii) The movement of investments in joint ventures are as follows:

	Six months ended 30 June 2017 RMB'000 (Unaudited)	2016 RMB'000 (Unaudited)
Opening balances .....	2,603,872	2,440,419
Capital injections .....	1,494,819	1,401,701
Fair value gains on the remeasurement of joint ventures .....	—	278,074
Deemed disposal of joint ventures .....	—	(2,688,342)
Share of profits – net .....	268,256	306,457
	<u>4,366,947</u>	<u>1,738,309</u>

#### (b) Summarised financial information for major joint ventures and associates of the Group as below :

- (i) The Group's interests in Shanghai Kaitai Property Development Co., Ltd. ("Shanghai Kaitai"), which was individually material to the Group, as at 30 June 2017 was RMB1,456,955,000 (31 December 2016: RMB1,207,767,000). In addition, the Group's share of profits of Shanghai Kaitai for the six months ended 30 June 2017 were RMB249,187,000 (Six months ended 30 June 2016: RMB85,330,000).
- (ii) The Group's interests in the joint ventures, other than Shanghai Kaitai, which were individually immaterial to the Group, as at 30 June 2017 were RMB2,909,992,000 (31 December 2016: RMB1,396,105,000). In addition, the Group's share of profits of those joint ventures for the six months ended 30 June 2017 were RMB19,069,000 (Six months ended 30 June 2016: RMB221,127,000).

## Notes to the Interim Condensed Consolidated Financial Information

### 13 Investments accounted for using the equity method *(continued)*

#### (b) Summarised financial information for major joint ventures and associates of the Group as below: *(continued)*

- (iii) The Group's interests in the associates, which were individually immaterial to the Group, as at 30 June 2017 were RMB96,910,000 (31 December 2016: RMB91,660,000). In addition, the Group's share of profits of the associates for the six months ended 30 June 2017 were RMB1,250,000 (Six months ended 30 June 2016: losses were RMB1,216,000).

### 14 Properties under development and completed properties held for sale

	30 June 2017 RMB'000 (Unaudited)	31 December 2016 RMB'000 (Audited)
Properties under development comprise:		
– Construction costs	6,842,037	7,173,551
– Capitalised interests	4,876,287	4,843,820
– Land use rights	37,307,488	19,597,345
	<u>49,025,812</u>	<u>31,614,716</u>
Completed properties held for sale comprise:		
– Construction costs	4,859,929	4,480,617
– Capitalised interests	1,431,538	952,358
– Land use rights	4,734,525	2,139,792
	<u>11,025,992</u>	<u>7,572,767</u>

Properties under development and completed properties held for sale of the Group are all located in the PRC and expected to be completed and available for sale within one operating cycle. The relevant land use rights are on leases of 40 to 70 years.

The capitalisation rate of the borrowings was 6.76% for the six months ended 30 June 2017 (Six months ended 30 June 2016: 7.99%).

The Group's pledged properties held for sale and properties under development are set out as follows:

	30 June 2017 RMB'000 (Unaudited)	31 December 2016 RMB'000 (Audited)
Carrying amounts of properties held for sale and properties under development pledged as collaterals for the Group's Borrowings	<u>37,297,120</u>	<u>24,570,618</u>

## Notes to the Interim Condensed Consolidated Financial Information

### 15 Trade and other receivables and prepayments

	30 June 2017 RMB'000 (Unaudited)	31 December 2016 RMB'000 (Audited)
<b>Trade receivables (note (a))</b> .....	<b>43,721</b>	109,051
<b>Notes receivable</b> .....	<b>—</b>	1,305
<b>Other receivables</b>		
– Deposits for acquisitions of land use rights and property development projects .....	<b>3,430,000</b>	40,000
– Receivables from local governments .....	<b>440,845</b>	440,845
– Amounts due from non-controlling interests .....	<b>353,263</b>	1,351,105
– Deposits for construction contracts (note (b)) .....	<b>64,545</b>	64,545
– Others .....	<b>593,213</b>	417,740
	<b><u>4,881,866</u></b>	<b><u>2,314,235</u></b>
<b>Prepayments</b>		
– Prepayments for acquisition of land use rights .....	<b>23,260,000</b>	28,897,965
– Prepaid value added tax, business tax and other taxes .....	<b>906,851</b>	763,305
– Others .....	<b>62,658</b>	17,464
	<b><u>24,229,509</u></b>	<b><u>29,678,734</u></b>
<b>Trade and other receivables and prepayments</b> .....	<b><u>29,155,096</u></b>	<b><u>32,103,325</u></b>
Less: non-current portion of prepayments .....	<b><u>(3,167,915)</u></b>	<b><u>—</u></b>
<b>Current portion of trade and other receivables and prepayments</b> .....	<b><u>25,987,181</u></b>	<b><u>32,103,325</u></b>

(a) Aging analysis of the trade receivables based on invoice date is as follows:

	30 June 2017 RMB'000 (Unaudited)	31 December 2016 RMB'000 (Audited)
Within one year .....	<b>23,814</b>	82,856
Over one year .....	<b>19,907</b>	26,195
	<b><u>43,721</u></b>	<b><u>109,051</u></b>

Proceeds receivable in respect of sale of properties are settled in accordance with the terms stipulated in the sale and purchase agreements. Generally, purchasers of properties are required to settle the balance within 90 days as specified in the sales and purchase agreements.

As at 30 June 2017, trade receivables of RMB42,453,000 were past due but not impaired (31 December 2016: RMB26,195,000). These relate to a number of independent customers for whom there are no significant financial difficulty. Management is of the view that the overdue amounts can be recovered as the Group is entitled to take over legal title and possession of underlying properties for re-sales.

- (b) The amounts represented deposits for construction contacts of resettlement housing and land development properties (Note 16).
- (c) As at 30 June 2017, the Group's trade and other receivables were all denominated in RMB (31 December 2016: same).
- (d) As at 30 June 2017, the Group's maximum exposure to credit risk was the carrying value of each class of receivables mentioned above (31 December 2016: same). No material trade and other receivables were impaired as at 30 June 2017 (31 December 2016: same).

## Notes to the Interim Condensed Consolidated Financial Information

### 16 Amounts due from customers for contract works

	30 June 2017 RMB'000 (Unaudited)	31 December 2016 RMB'000 (Audited)
Contracts in progress at the end of the period:		
Contract costs incurred plus recognised profits . . . . .	1,762,543	1,450,891
Less: progress billings . . . . .	(132,564)	(201,456)
	<u>1,629,979</u>	<u>1,249,435</u>

Amounts due from customers for contract works arise from the Group's involvements in constructions of resettlement housing and land development projects.

According to the agreements of acquisition of land use rights entered into with certain local governments, as part of the consideration to obtain the land use rights, certain subsidiaries of the Group were required to construct houses for the respective governments.

According to an agreement with a local government, the Group is given the right to carry out construction and preparation works in respect of land infrastructure and ancillary public facilities in a land development project located in Zhengzhou City in the PRC. When the land plots are sold by the local governments, the Group is entitled to receive from the local authorities a proportion of the proceeds from the sale of the land plots (including related public utilities fees, if any).

### 17 Restricted cash

	30 June 2017 RMB'000 (Unaudited)	31 December 2016 RMB'000 (Audited)
Restricted cash from properties presale proceeds . . . . .	294,838	488,329
Restricted cash held as securities for borrowings . . . . .	725,459	324,336
Restricted cash held as securities for issuance of commercial bills . . . . .	123,109	94,369
	<u>1,143,406</u>	<u>907,034</u>

The restricted cash as at 30 June 2017 was denominated in RMB (31 December 2016 :same).

## Notes to the Interim Condensed Consolidated Financial Information

### 18 Cash and cash equivalents and term deposits

	30 June 2017 RMB'000 (Unaudited)	31 December 2016 RMB'000 (Audited)
Cash and cash equivalents denominated in: (note (a))		
– RMB .....	6,224,315	11,472,816
– USD .....	23,385	36,550
– HK\$ .....	197,964	16,191
	<u>6,445,664</u>	<u>11,525,557</u>
Term deposits denominated in: (note (a),(b))		
– RMB .....	2,081,140	2,344,980
– USD .....	1,341,331	1,972,189
	<u>3,422,471</u>	<u>4,317,169</u>
Less: non-current portion .....	—	(640,000)
Current portion .....	<u>3,422,471</u>	<u>3,677,169</u>

- (a) The conversion of RMB denominated balances into foreign currencies and the remittance of such foreign currencies out of the PRC are subject to relevant rules and regulations of foreign exchange control promulgated by the PRC government.
- (b) The weighted average effective interest rate of the Group's term deposits as at 30 June 2017 is 0.74% per annum (31 December 2016: 0.58%). The carrying amounts of the Group's term deposits approximate their fair value, as the impact of discounting is not significant.

### 19 Available-for-sale financial assets

	Six months ended 30 June 2017 RMB'000 (Unaudited)	2016 RMB'000 (Unaudited)
Opening .....	57,724	87,000
Disposals .....	(36,391)	(41,000)
Ending .....	<u>21,333</u>	<u>46,000</u>
Less: non-current portion .....	—	(46,000)
Current portion .....	<u>21,333</u>	<u>—</u>

The Group's available-for-sale financial assets mainly represents the Group's investments in certain wealth management products, which can be redeemed upon request by the Group:

	30 June 2017 RMB'000 (Unaudited)	31 December 2016 RMB'000 (Audited)
Wealth management products issued by:		
– a trust company .....	21,333	33,724
– big four commercial bank of the PRC .....	—	24,000
	<u>21,333</u>	<u>57,724</u>



## Notes to the Interim Condensed Consolidated Financial Information

### 19 Available-for-sale financial assets (continued)

The available-for-sale financial assets are denominated in RMB as at 30 June 2017 (31 December 2016: same).

The maximum exposure to credit risk at 30 June 2017 and 31 December 2016 is the carrying value of the investments classified as available for sale. None of these financial assets is either past due or impaired.

### 20 Equity-settled share-based payment

On 5 January 2017, the Company granted share options to certain directors and employees of the Group under the share option scheme adopted by the Company on 28 December 2015. A total of 62,469,000 share options were accepted by the directors and employees. Particulars of the share options as at 30 June 2017 were as follows:

Vesting periods	Expiry dates	Exercise price	Number of outstanding share options as at 30 June 2017
1 year to 5 January 2018 .....	4 January 2022	HK\$5.96	17,289,000
2 years to 5 January 2019 .....	4 January 2022	HK\$5.96	17,289,000
3 years to 5 January 2020 .....	4 January 2022	HK\$5.96	23,051,000
			<u>57,629,000</u>

None of the outstanding share options as at 30 June 2017 was exercisable. The Group has no legal or constructive obligation to repurchase or settle the options in cash.

The fair values of options granted during the six months ended 30 June 2017 determined using the Binomial valuation model range from HK\$1.88 to HK\$1.99 per option. The significant inputs into the model were as follows:

Expected maturity date: .....	4 January 2022
Stock price at grant date and exercise price: .....	HK\$5.96 per share
Volatility: .....	34.41%
Annual risk-free interest rate: .....	2.09%
Dividend yield .....	nil
Suboptimal factors: .....	2-3

The volatility measured at the standard deviation of continuously compounded share returns is based on statistical analysis of daily share prices over the last 5 years. The total expense recognised in consolidated income statement for share options granted to directors and employees for the six months ended 30 June 2017 was RMB26,934,000.

## Notes to the Interim Condensed Consolidated Financial Information

### 21 Share capital and share premium

	Number of ordinary shares (thousand shares)	Nominal value of ordinary shares HK\$	Equivalent nominal value of ordinary shares RMB'000	Share premium RMB'000	Total RMB'000
Six months ended 30 June 2016 (Unaudited)					
At 1 January 2016 .....	1	0.01	—	989,745	989,745
Issue of shares in connection with the capitalisation issue .....	1,012,499	10,125	9	(9)	—
Issue of shares in connection with the Company's listing .....	339,848	3,398	3	1,540,694	1,540,697
Share issuance costs .....	—	—	—	(44,761)	(44,761)
At 30 June 2016 .....	<u>1,352,348</u>	<u>13,523</u>	<u>12</u>	<u>2,485,669</u>	<u>2,485,681</u>
Six months ended 30 June 2017 (Unaudited)					
<b>As at 1 January 2017 and 30 June 2017 .....</b>	<b><u>1,352,348</u></b>	<b><u>13,523</u></b>	<b><u>12</u></b>	<b><u>2,485,669</u></b>	<b><u>2,485,681</u></b>

### 22 Capital reserves

Capital reserves mainly represented accumulated capital contribution from the then shareholders of the group companies.

### 23 Statutory reserves

In accordance with relevant rules and regulations in the PRC, when declaring dividend, the Group's PRC subsidiaries are required to appropriate not less than 10% of their profit after taxation calculated under PRC accounting rules and regulations to the statutory reserve fund, until the accumulated total of the fund reaches 50% of the registered capital of the respective companies. The statutory reserve fund can only be used, upon approval by the relevant authority, to offset losses brought forward from prior years or to increase the paid up capital of respective companies.

### 24 Dividend

The Directors of the Company did not recommend the payment of interim dividend for the six months ended 30 June 2017 (six months ended 30 June 2016: none).

## Notes to the Interim Condensed Consolidated Financial Information

### 25 Perpetual Capital Instruments

As at 30 June 2017, certain group companies had certain outstanding subordinated Perpetual Capital Instruments (the “Perpetual Capital Instruments”). When the group companies or the Company elects to declare dividends to their shareholders, the group companies shall make distributions to the holders of Perpetual Capital Instruments at the distribution rates as defined in the subscription agreements. As the Perpetual Capital Instruments do not have maturity dates and the distribution payments can be deferred at the discretion of either the group companies or the Company, therefore, the Perpetual Capital Instruments are classified as equity instruments and recorded in equity in the consolidated balance sheet. Movements of the Perpetual Capital Instruments are as follows:

	Principal RMB'000	Appropriated profit RMB'000	Accumulated distribution of profit RMB'000	Total RMB'000
Balance as at 1 January 2017 (Audited) . . . . .	3,200,000	102,019	(69,486)	3,232,533
Redemption of Perpetual Capital Instruments . . . . .	(50,000)	—	—	(50,000)
Profit attributable to holders of Perpetual Capital Instruments . . . . .	—	124,752	—	124,752
Distribution made to holders of Perpetual Capital Instruments . . . . .	—	—	(121,170)	(121,170)
Balance as at 30 June 2017 (Unaudited) . . . . .	<u>3,150,000</u>	<u>226,771</u>	<u>(190,656)</u>	<u>3,186,115</u>
Balance as at 1 January 2016 (Audited) . . . . .	—	—	—	—
Issuance of Perpetual Capital Instruments . . . . .	3,200,000	—	—	3,200,000
Redemption of perpetual capital instruments . . . . .	(1,500,000)	—	—	(1,500,000)
Profit attributable to holders of Perpetual Capital Instruments . . . . .	—	24,969	—	24,969
Distribution made to holders of Perpetual Capital Instruments . . . . .	—	—	(3,694)	(3,694)
Balance as at 30 June 2016 (Unaudited) . . . . .	<u>1,700,000</u>	<u>24,969</u>	<u>(3,694)</u>	<u>1,721,275</u>
Balance as at 31 December 2016 (Audited) . . . . .	<u>3,200,000</u>	<u>102,019</u>	<u>(69,486)</u>	<u>3,232,533</u>

## Notes to the Interim Condensed Consolidated Financial Information

### 26 Borrowings

	30 June 2017 RMB'000 (Unaudited)	31 December 2016 RMB'000 (Audited)
Borrowings included in non-current liabilities:		
Bank borrowings – secured (note (f))	12,195,260	6,246,252
Other borrowings (note (a),(f))	26,888,450	17,322,660
– made by entrusted banks	19,222,300	16,240,500
– made by financial institutions directly	7,666,150	1,082,160
Asset backed securities (note (b))	827,200	827,200
Public Corporate Bonds – unsecured (note (c))	2,464,841	2,453,928
Private Corporate Bonds – unsecured (note (d))	8,439,176	8,407,269
Senior Notes – unsecured (note (e))	2,637,656	1,178,955
Less: current portion of non-current borrowings	(13,988,400)	(4,752,520)
	<u>39,464,183</u>	<u>31,683,744</u>
Borrowings included in current liabilities:		
Bank borrowings – secured (note (f))	130,000	200,000
Other borrowings (note (a),(f))	4,764,881	2,781,000
– made by entrusted banks	—	1,890,000
– made by financial institutions directly	4,764,881	891,000
Current portion of non-current borrowings	13,988,400	4,752,520
	<u>18,883,281</u>	<u>7,733,520</u>
Total borrowings	<u>58,347,464</u>	<u>39,417,264</u>

- (a) Certain group companies in the PRC have entered into fund arrangements with trust companies, security companies and assets management companies, respectively, pursuant to which these financial institutions raised funds and injected them, directly or through entrusted banks, to the group companies. Certain equity interests of the group companies were held by the financial institutions as collateral of which the Group is obligated to redeem at predetermined prices. The funds bear fixed interest rates and have fixed repayment terms.
- (b) In July 2016, the Group issued asset backed securities which are backed by the receivables for the balance payment of properties sold with a three-year tenure and coupon rates ranged from 4.8% to 5.4%. The asset backed securities of the Group amounted to RMB827,200,000 as at 30 June 2017 (31 December 2016: RMB827,200,000).
- (c) During the year ended 31 December 2015, Rongxin (Fujian) Investment Group Co., Ltd. (“Rongxin Fujian”), a group company incorporated in PRC, was authorised by relevant PRC government authorities to publicly issue corporate bonds with an aggregate principal amount of up to RMB2.5 billion to qualified investors (“Public Corporate Bonds”). As at 30 June 2017, the aggregated principal amounts of the issued Public Corporate Bonds is RMB2.5 billion, and the maturity dates are 3 years from the issuance dates. The coupon rates of the issued Public Corporate Bonds ranged from 6.2% to 6.4% per annum. Upon the maturity dates, Rongxin Fujian has an option to increase the coupon rate by not more than 1% and extend the maturity of the bonds with an additional 2 years while the bonds holders can choose to redeem the bonds.

## Notes to the Interim Condensed Consolidated Financial Information

### 26 Borrowings (continued)

- (d) During the year ended 31 December 2015, Rongxin Fujian was authorised by relevant PRC government authorities to privately issue corporate bonds with an aggregate principal amount of up to RMB8.5 billion to qualified investors (“Private Corporate Bonds”). As at 30 June 2017, the aggregated principal amounts of the issued Private Corporate Bonds is RMB8.5 billion, and the maturity dates are 2-3 years from the issuance dates. The coupon rates of the issued Private Corporate Bonds ranged from 5.8% to 7.89% per annum. Upon the maturity dates, Rongxin Fujian has an option to increase the coupon rate of RMB7.5 billion of the Private Corporate Bonds and extend the maturity of these bonds with an additional 1-2 years while the bonds holders can choose to redeem the bonds.
- (e) In December 2016, the Company issued 6.95%, 2 years senior notes, with aggregated nominal value of US\$175,000,000 at 98.547% of the face value. The net proceeds, after deducting the issuance costs, accounting to US\$169,816,000 (equivalent to approximately RMB1,150,402,000). In February 2017, the Company issued 6.95%, 2 years senior notes, with aggregated nominal value of US\$225,000,000 at 98.26% of the face value. The net proceeds, after deducting the issuance costs, accounting to US\$ 217,797,000 (equivalent to approximately RMB1,475,442,000). These two senior notes are collectively referred to as “Senior Notes”. The Company shall, at the option of any holder of the Senior Notes, repurchase all of the Senior Notes held by such holder at any time on or after 8 December 2018 at 100.00% of the principal amount of such Senior Notes plus accrued and unpaid interest. The Senior Notes are guaranteed by certain existing non-PRC subsidiaries of the Group.
- (f) As at 30 June 2017, the Group’s bank and other borrowings of RMB42,975,410,000 (31 December 2016: RMB26,549,912,000) were secured by the Group’s assets which include completed properties held for sale, properties under development, investment properties, property, plant and equipment, land use rights, equity interests of certain subsidiaries and restricted cash. In addition to pledge of the Group’s assets, Mr. Ou has provided personal guarantee for the bank and other borrowings of RMB6,250,452,000 as at 30 June 2017 (31 December 2016: RMB1,850,951,000).
- (g) The exposure of borrowings to interest-rate changes and the contractual repricing dates or maturity dates whichever is earlier is as follows:

	30 June 2017 RMB'000 (Unaudited)	31 December 2016 RMB'000 (Audited)
6 months or less	5,640,965	3,969,852
6 – 12 months	19,234,561	5,903,000
1 – 5 years	31,873,023	28,624,912
Over 5 years	1,598,915	919,500
Total	<u>58,347,464</u>	<u>39,417,264</u>

- (h) The maturity of the borrowings is as follows:

	30 June 2017 RMB'000 (Unaudited)	31 December 2016 RMB'000 (Audited)
Within 1 year	18,883,281	7,733,520
1 – 2 years	25,199,576	18,061,179
2 – 5 years	12,425,692	12,703,065
Over 5 years	1,838,915	919,500
Total	<u>58,347,464</u>	<u>39,417,264</u>

## Notes to the Interim Condensed Consolidated Financial Information

### 26 Borrowings (continued)

(i) The weighted average effective interest rates are as follows:

	30 June 2017 (Unaudited)	31 December 2016 (Audited)
Bank borrowings .....	5.29%	5.54%
Other borrowings .....	6.76%	6.64%
Asset backed securities .....	5.62%	5.62%
Public Corporate Bond .....	7.31%	7.31%
Private Corporate Bond .....	7.98%	7.98%
Senior Notes .....	8.96%	8.25%
Weighted average effective interest rates .....	<u>6.73%</u>	<u>6.81%</u>

(j) The Group's borrowings are denominated in:

	30 June 2017 RMB'000 (Unaudited)	31 December 2016 RMB'000 (Audited)
– RMB .....	54,706,628	38,238,309
– USD .....	3,640,836	1,178,955
	<u>58,347,464</u>	<u>39,417,264</u>

(k) The fair value of Senior Notes included in non-current borrowings as at 30 June 2017 is RMB2,631,854,000 (31 December 2016: RMB1,196,154,000), which is quoted in Singapore Exchange Ltd. and within level 1 of the fair value hierarchy. The carrying amounts of borrowings other than Senior Notes approximate their fair values as at 30 June 2017 as either the impact of discounting is not significant or the borrowings carry floating rates of interests (31 December 2016: same).

### 27 Deferred income tax

The analysis of deferred income tax assets and deferred tax liabilities is as follows:

	30 June 2017 RMB'000 (Unaudited)	31 December 2016 RMB'000 (Audited)
Deferred income tax assets		
– Deferred income tax assets to be recovered within 12 months .....	145,558	170,182
– Deferred income tax assets to be recovered after 12 months .....	72,122	88,767
	<u>217,680</u>	<u>258,949</u>
Deferred income tax liabilities		
– Deferred income tax liabilities to be recovered within 12 months .....	(166,991)	(186,875)
– Deferred income tax liabilities to be recovered after 12 months .....	(1,418,665)	(1,292,658)
	<u>(1,585,656)</u>	<u>(1,479,533)</u>
Deferred income tax liabilities – net .....	<u>(1,367,976)</u>	<u>(1,220,584)</u>



## Notes to the Interim Condensed Consolidated Financial Information

### 27 Deferred income tax (continued)

The gross movement on the deferred income tax accounts is as follows:

	Six months ended 30 June	
	2017 RMB'000 (Unaudited)	2016 RMB'000 (Unaudited)
At 1 January	(1,220,584)	151,282
Charged to the consolidated income statement (Note 10)	(147,392)	(2,801)
Acquisition of a subsidiary and consolidations of entities previously held as joint ventures	—	(1,340,673)
At 30 June	<u>(1,367,976)</u>	<u>(1,192,192)</u>

The movement in deferred income tax assets and liabilities during the six months ended 30 June 2017, without taking into consideration the offsetting of balances with the same tax jurisdiction, is as follows:

	Deferred income tax assets – tax losses and others RMB'000	Deferred income tax liabilities – fair value gains RMB'000
At 1 January 2017 (Audited)	258,949	(1,479,533)
Charged to the consolidated income statement (Note 10)	(41,269)	(106,123)
At 30 June 2017 (Unaudited)	<u>217,680</u>	<u>(1,585,656)</u>
At 1 January 2016 (Audited)	151,282	—
Credited/(charged) to the consolidated income statement (Note 10)	62,032	(64,833)
Acquisition of a subsidiary and consolidations of entities previously held as joint ventures	—	(1,340,673)
At 30 June 2016 (Unaudited)	<u>213,314</u>	<u>(1,405,506)</u>

### 28 Trade and other payables

	30 June 2017 RMB'000 (Unaudited)	31 December 2016 RMB'000 (Audited)
Trade payables (note (a))	3,787,997	3,661,156
Amounts due to non-controlling interests	7,015,373	5,184,526
Deposits received for sales of properties	2,059,201	95,372
Interests payable	457,687	551,124
Other taxes payable	439,040	223,926
Amounts due to a trust company	388,639	388,639
Notes payable	347,647	323,891
Deposits from contractors and suppliers	221,834	204,441
Accrued payroll	74,588	103,236
Others	279,939	210,936
	<u>15,071,945</u>	<u>10,947,247</u>

## Notes to the Interim Condensed Consolidated Financial Information

### 28 Trade and other payables (continued)

(a) The ageing analysis of the trade payables is as follows:

	30 June 2017 RMB'000 (Unaudited)	31 December 2016 RMB'000 (Audited)
Within one year .....	1,906,144	1,765,614
Over one year .....	1,881,853	1,895,542
	<u>3,787,997</u>	<u>3,661,156</u>

Trade and other payables as at 30 June 2017 were mainly denominated in RMB (31 December 2016: same).

### 29 Financial guarantee

	30 June 2017 RMB'000 (Unaudited)	31 December 2016 RMB'000 (Audited)
Guarantee in respect of mortgage facilities for certain purchasers (note (a) and (b)) .....	14,609,602	17,049,550
Guarantee provided for the borrowings of the joint ventures (note (b) and Note 31(d)(ii)) .....	628,960	3,166,910
	<u>15,238,562</u>	<u>20,216,460</u>

(a) The Group has arranged bank financing for certain purchasers of the Group's property units and provided guarantees to secure obligations of such purchasers for repayments. Such guarantees terminate upon the earlier of (i) issuance of the real estate ownership certificates which will generally be available within an average period of two to three years upon the completion of guarantee registration; or (ii) the satisfaction of mortgaged loan by the purchasers of properties.

Pursuant to the terms of the guarantees, upon default in mortgage payments by these purchasers, the Group is responsible to repay the outstanding mortgage principals together with accrued interest and penalty owed by the defaulted purchasers to the banks and the Group is entitled to take over the legal title and possession of the related properties. The Group's guarantee period starts from the dates of grant of the mortgages. The directors consider that the likelihood of default in payments by purchasers is minimal and therefore the financial guarantee measured at fair value is immaterial.

(b) Amounts represented the maximum exposure of the guarantees provided by the Group.

### 30 Commitments

(a) Commitments for property development expenditures as at 30 June 2017 as follows:

	30 June 2017 RMB'000 (Unaudited)	31 December 2016 RMB'000 (Audited)
Contracted but not provided for		
– Property development activities .....	3,703,826	4,446,705
– Land use rights .....	7,041,405	9,670,950
– Equity investment .....	441,692	526,500
	<u>11,186,923</u>	<u>14,644,155</u>

## Notes to the Interim Condensed Consolidated Financial Information

### 30 Commitments (continued)

(b) Operating leases commitments – the Group as lessee

The future aggregate minimum lease payments under non-cancellable operating leases as below :

	30 June 2017 RMB'000 (Unaudited)	31 December 2016 RMB'000 (Audited)
– Not later than one year . . . . .	15,506	16,540
– Later than one year and not later than three years . . . . .	14,660	23,983
	<u>30,166</u>	<u>40,523</u>

### 31 Related party transactions

(a) Major related parties that had transactions during the six month ended 30 June 2017 with the Group are as follows:

Related parties	Relationship with the Group
Mr. Ou Zonghong (“Mr. Ou”)	Controlling Shareholder and director of the Company
Dingxin Company Limited (“Dingxin”)	Immediate parent company of the Company
Rongxin (Fujian) Property Management Co., Ltd. 融信(福建)物業管理有限公司	A company controlled by the Controlling Shareholder
Fujian Shiou Property Management Co., Ltd. 福建世歐物業管理有限公司	A company controlled by the Controlling Shareholder
Fuzhou Liboshuntai Property Development Co., Ltd. 福州利博順泰房地產開發有限公司	Joint Venture
Hairong (Zhangzhou) Property Co., Ltd. 海融(漳州)房地產有限公司	Joint Venture
Nanjing Kaijingsheng Property Development Co., Ltd. (“Nanjing Kaijingsheng”) 南京愷璟晟房地產開發有限公司	Joint Venture
Hangzhou Xincheng Property Co., Ltd. (“Hangzhou Xincheng”) 杭州信辰置業有限公司	Joint Venture
Hangzhou Zhongxu Property Co., Ltd. 杭州眾旭置業有限公司	Joint Venture
Hangzhou Ronghao Property Co., Ltd. (“Hangzhou Ronghao”) 杭州融浩置業有限公司	Joint Venture
Quzhou Rongsheng Property Co., Ltd. 衢州融晟置業有限公司	Joint Venture
Ningbo Fenghua Heduo Property Development Co., Ltd. 寧波奉化和都房地產開發有限公司	Joint Venture
Shangqiu Guanlong Property Co., Ltd. 商丘冠隆置業有限公司	Joint Venture

The English names of the PRC companies referred to above in this note represent management’s best efforts in translating the Chinese names of those companies as no English names have been registered or available.

## Notes to the Interim Condensed Consolidated Financial Information

### 31 Related party transactions (continued)

#### (b) Key management compensation

Compensation for key management including directors is set out below:

	Six months ended 30 June 2017 RMB'000 (Unaudited)	2016 RMB'000 (Unaudited)
Key management compensation:		
– Salaries and other employee benefits	3,777	3,701
– Pension costs	110	90
– Equity-settled share-based payment expenses	9,390	—
	<u>13,277</u>	<u>3,791</u>

#### (c) Balances with related parties

	30 June 2017 RMB'000 (Unaudited)	31 December 2016 RMB'000 (Audited)
Amounts due from joint ventures:		
– Nanjing Kaijingsheng	2,570,063	—
– Hangzhou Ronghao Property Co., Ltd.	474,010	—
– Ningbo Fenghua Hedu Property Co., Ltd.	177,038	—
– Hangzhou Zhongxu Property Co., Ltd.	—	218,558
– Quzhou Rongsheng Property Co., Ltd.	66,000	—
– Hangzhou Xincheng	63,292	8,875
– Fuzhou Liboshuntai Property Development Co., Ltd.	30,000	—
– Shangqiu Guanlong Property Co., Ltd.	10,146	—
– Hairong (Zhangzhou) Property Co., Ltd.	166	1,668
	<u>3,390,715</u>	<u>229,101</u>

Amounts due from joint ventures as at 30 June 2017 mainly represent the cash advances which are unsecured, interest-free, receivable on demand and denominated in RMB.

	30 June 2017 RMB'000 (Unaudited)	31 December 2016 RMB'000 (Audited)
Amounts due to joint venture:		
– Nanjing Kaijingsheng	—	1,377,681
Amounts due to other related parties:		
– Mr. Ou	42,599	85,998
– Fujian Shiou Property Management Co., Ltd.	12,366	9,967
– Rongxin (Fujian) Property Management Co., Ltd.	670	—
– Dingxin	406	491
	<u>56,041</u>	<u>1,474,137</u>

## Notes to the Interim Condensed Consolidated Financial Information

### 31 Related party transactions (continued)

#### (c) Balances with related parties (continued)

Amounts due to Mr. Ou and Dingxin as at 30 June 2017 mainly represent cash advances which are unsecured, interest-free, repayable on demand and denominated in RMB (31 December 2016: same).

Amounts due to Fujian Shiou Property Management Co., Ltd. and Rongxin (Fujian) Property Management Co., Ltd. represent mainly the payables of property management fees which are unsecured, interest free, and to be settled according to agreed terms and are denominated in RMB.

- (d) During the six months ended 30 June 2017, the Group had the following significant transactions with related parties.

The directors of the Company are of the opinion that the following related party transactions were conducted on normal commercial terms and in the ordinary course of business.

- (i) Property management services provided by related parties:

	Six months ended 30 June 2017 RMB'000 (Unaudited)	2016 RMB'000 (Unaudited)
– Fujian Shiou Property Management Co., Ltd. ....	17,658	17,092
– Rongxin (Fujian) Property Management Co., Ltd. ....	2,723	181
	<u>20,381</u>	<u>17,273</u>

- (ii) As at 30 June 2017, the Group has provided guarantee to borrowings of its joint ventures, Shanghai Kaitai and Hangzhou Xinchun amounted to RMB166,910,000 and RMB62,050,000, respectively (31 December 2016: the Group has provided guarantee to borrowings of its joint ventures, Nanjing Kaijingsheng and Shanghai Kaitai amounted to RMB3,000,000,000 and RMB166,910,000 respectively). As at 30 June 2017, the Group has pledged its equity interests in Hangzhou Ronghao as guarantee for the borrowings of RMB400,000,000 of Hangzhou Ronghao (31 December 2016: nil).

### 32 Non-controlling interests individually material to the Group

Summary of financial information on subsidiaries with material non-controlling interests.

- (i) The non-controlling interests' shares of the net assets of subsidiaries are as follows:

	30 June 2017 RMB'000 (Unaudited)	31 December 2016 RMB'000 (Audited)
– Shanghai Kaiguanzhen Property Development Co., Ltd. ....	2,746,677	2,750,000
– Hemei (Shanghai) Property Development Co., Ltd. ....	1,405,989	1,372,350

- (ii) The non-controlling interests' shares of net profit/(loss) and total comprehensive income/(loss) of subsidiaries are as follows:

	Six months ended 30 June 2017 RMB'000 (Unaudited)	2016 RMB'000 (Unaudited)
– Shanghai Kaiguanzhen Property Development Co., Ltd. ....	(3,323)	Not applicable
– Hemei (Shanghai) Property Development Co., Ltd. ....	33,639	14,286

### 33 Subsequent events

- (a) On 27 July 2017, Shanghai Kaiyin Enterprise Co., Ltd. (“Kaiyin Enterprise”), an indirect wholly-owned subsidiary of the Company, entered into an agreement with Ningbo Hairao Investment Co., Ltd. (“Hairao Investment”), Mr. Feng Hailiang (“Mr. Feng”), Zhejiang Hailiang Investment Co., Ltd. (“Hailiang Investment”), Mr. Tang Lu (“Mr. Tang”) and Zhejiang Hailiang Charity Foundation (“Hailiang Charity”), pursuant to which they agreed to sell and Kaiyin Enterprise agreed to purchase 55% equity interest in Ningbo Hailiang Property Investment Co., Ltd., being 30.2%, 16.9%, 4.7%, 2.1% and 1.1% equity interest held by Hairao Investment, Mr. Feng, Hailiang Investment, Mr. Tang and Hailiang Charity, respectively, at a total consideration of RMB2,264,024,000.

On 27 July 2017, Shanghai Rongen Property Development Co., Ltd. (“Shanghai Rongen”), an indirect wholly-owned subsidiary of the Company, entered into an agreement with Hairao Investment, pursuant to which Hairao Investment agreed to sell and Kaiyin Enterprise agreed to purchase 55% equity interest in Anhui Hailiang Property Co., Ltd. at a consideration of RMB632,500,000.

The Group is in the process of finalising the acquisition accounting for the above business combinations, consequently, relevant disclosure required by HKFRS 3, “Business Combination” is not available at the time when these interim condensed consolidated financial statements were authorised for issuance.

- (b) On 14 August 2017, the Group entered into an agreement with the creditor of a joint venture, pursuant to which, the Group agreed to provide guarantee for the borrowing of the joint venture amounted to RMB800,000,000.





羅兵咸永道

**To the Shareholders of Ronshine China Holdings Limited**

*(incorporated in the Cayman Islands with limited liability)*

**Opinion**

**What we have audited**

The consolidated financial statements of Ronshine China Holdings Limited (the “Company”) and its subsidiaries (the “Group”) set out on pages 40 to 106, which comprise:

- the consolidated balance sheet as at 31 December 2016;
- the consolidated income statement for the year then ended;
- the consolidated statement of comprehensive income for the year then ended;
- the consolidated statement of changes in equity for the year then ended;
- the consolidated statement of cash flows for the year then ended; and
- the notes to the consolidated financial statements, which include a summary of significant accounting policies.

**Our opinion**

In our opinion, the consolidated financial statements give a true and fair view of the consolidated financial position of the Group as at 31 December 2016, and of its consolidated financial performance and its consolidated cash flows for the year then ended in accordance with Hong Kong Financial Reporting Standards (“HKFRSs”) issued by the Hong Kong Institute of Certified Public Accountants (“HKICPA”) and have been properly prepared in compliance with the disclosure requirements of the Hong Kong Companies Ordinance.

**Basis for Opinion**

We conducted our audit in accordance with Hong Kong Standards on Auditing (“HKSA”) issued by the HKICPA. Our responsibilities under those standards are further described in the Auditor’s Responsibilities for the Audit of the Consolidated Financial Statements section of our report.

We believe that the audit evidence we have obtained is sufficient and appropriate to provide a basis for our opinion.

---

*PricewaterhouseCoopers, 22/F Prince’s Building, Central, Hong Kong  
Tel: +852 2289 8888, Fax: +852 2810 9888, [www.pwchk.com](http://www.pwchk.com)*

## Independent Auditor's Report

### Independence

We are independent of the Group in accordance with the HKICPA's Code of Ethics for Professional Accountants (the "Code"), and we have fulfilled our other ethical responsibilities in accordance with the Code.

### Key Audit Matters

Key audit matters are those matters that, in our professional judgment, were of most significance in our audit of the consolidated financial statements of the current period. These matters were addressed in the context of our audit of the consolidated financial statements as a whole, and in forming our opinion thereon, and we do not provide a separate opinion on these matters.

Key audit matter identified in our audit is the change from joint ventures to subsidiaries for the investments in Huacao Group and Shiou Group (as defined in Note 37 to the consolidated financial statements).

#### Key Audit Matter

#### **Change from joint ventures to subsidiaries for the investments in Huacao Group and Shiou Group**

Refer to note 37 to the consolidated financial statements

In prior years, the Group classified its 50% equity interests in Huacao Group ("Huacao") as jointly controlled entity since the control in Huacao was shared with its co-developers in the development and management of certain property projects in Shanghai, the PRC. In addition, the Group also classified its 50% equity interests in Shiou Group ("Shiou") as jointly controlled entity since the control in Shiou was shared with its co-developers in the development and management of certain property projects in Fuzhou, the PRC. Accordingly, the Group's investments in both Huacao and Shiou were accounted for using equity method in prior years.

On 25 March 2016, the co-developers of Huacao agreed to act in concert with the Group in the future shareholders' meetings and board of directors' meetings of Huacao. On 28 March 2016, the co-developers of Shiou agreed to act in concert with the Group in the future shareholders' meetings and board of directors' meetings of Shiou. Thereafter, both Huacao and Shiou were regarded as subsidiaries of the Group and were consolidated by the Group since then.

#### How our audit addressed the Key Audit Matter

In assessing whether or not the Group has obtained the control over the business of Huacao and Shiou, we have conducted the following procedures:

1. we discussed with the directors of the Company and the co-developers to understand and assess the reasonableness of the facts and circumstances that lead to the co-developers' agreements to act in concert with the Group;
2. we analysed the acting in concert agreements to confirm that the co-developers agreed to act in concert with the Group in the future shareholders' meetings and board of directors' meetings of Huacao and Shiou, respectively;
3. we reviewed the legal opinions issued by the Group's external PRC legal counsel on the legality and enforceability of the acting in concert agreements to confirm the Company's directors' judgments that these two agreements are legally enforceable;
4. we conducted on-site visit on the properties development projects of Huacao and Shiou, reviewed the respective business development and financial management plans as well as progress reports of the properties that are under development to confirm that substantial business activities in Huacao and Shiou were undertaken by the Group;

## Independent Auditor's Report

### Key Audit Matters (continued)

Key Audit Matter	How our audit addressed the Key Audit Matter
The Group has recognised a gain of RMB278 million on deemed disposal of these two jointly controlled entities in "Fair value gains on the remeasurement of joint ventures" of the 2016 consolidated income statement.	5. we discussed with the management team who are taking charge of the operations of Huacao and Shiou to understand the project management and decision making process, and reviewed the minutes of shareholders' meetings and board of directors' meetings to check whether the co-developers were actually acting in concert with the Group.
We paid attention to this matter due to the significance of the financial impact and there is critical judgment involved in determining whether the Group has obtained control over the business of Huacao and Shiou through the respective acting in concert agreements.	We found the critical judgements adopted by the Group were supported by the evidences we gathered.

### Other Information

The directors of the Company are responsible for the other information. The other information comprises all of the information included in the annual report other than the consolidated financial statements and our auditor's report thereon.

Our opinion on the consolidated financial statements does not cover the other information and we do not express any form of assurance conclusion thereon.

In connection with our audit of the consolidated financial statements, our responsibility is to read the other information and, in doing so, consider whether the other information is materially inconsistent with the consolidated financial statements or our knowledge obtained in the audit or otherwise appears to be materially misstated.

If, based on the work we have performed, we conclude that there is a material misstatement of this other information, we are required to report that fact. We have nothing to report in this regard.

### Responsibilities of Directors and Those Charged with Governance for the Consolidated Financial Statements

The directors of the Company are responsible for the preparation of the consolidated financial statements that give a true and fair view in accordance with HKFRSs issued by the HKICPA and the disclosure requirements of the Hong Kong Companies Ordinance, and for such internal control as the directors determine is necessary to enable the preparation of consolidated financial statements that are free from material misstatement, whether due to fraud or error.

In preparing the consolidated financial statements, the directors are responsible for assessing the Group's ability to continue as a going concern, disclosing, as applicable, matters related to going concern and using the going concern basis of accounting unless the directors either intend to liquidate the Group or to cease operations, or have no realistic alternative but to do so.

Those charged with governance are responsible for overseeing the Group's financial reporting process.

## **Independent Auditor's Report**

---

### **Auditor's Responsibilities for the Audit of the Consolidated Financial Statements**

Our objectives are to obtain reasonable assurance about whether the consolidated financial statements as a whole are free from material misstatement, whether due to fraud or error, and to issue an auditor's report that includes our opinion. We report our opinion solely to you, as a body, and for no other purpose. We do not assume responsibility towards or accept liability to any other person for the contents of this report. Reasonable assurance is a high level of assurance, but is not a guarantee that an audit conducted in accordance with HKSA's will always detect a material misstatement when it exists. Misstatements can arise from fraud or error and are considered material if, individually or in the aggregate, they could reasonably be expected to influence the economic decisions of users taken on the basis of these consolidated financial statements.

As part of an audit in accordance with HKSA's, we exercise professional judgment and maintain professional scepticism throughout the audit. We also:

- Identify and assess the risks of material misstatement of the consolidated financial statements, whether due to fraud or error, design and perform audit procedures responsive to those risks, and obtain audit evidence that is sufficient and appropriate to provide a basis for our opinion. The risk of not detecting a material misstatement resulting from fraud is higher than for one resulting from error, as fraud may involve collusion, forgery, intentional omissions, misrepresentations, or the override of internal control.
- Obtain an understanding of internal control relevant to the audit in order to design audit procedures that are appropriate in the circumstances, but not for the purpose of expressing an opinion on the effectiveness of the Group's internal control.
- Evaluate the appropriateness of accounting policies used and the reasonableness of accounting estimates and related disclosures made by the directors.
- Conclude on the appropriateness of the directors' use of the going concern basis of accounting and, based on the audit evidence obtained, whether a material uncertainty exists related to events or conditions that may cast significant doubt on the Group's ability to continue as a going concern. If we conclude that a material uncertainty exists, we are required to draw attention in our auditor's report to the related disclosures in the consolidated financial statements or, if such disclosures are inadequate, to modify our opinion. Our conclusions are based on the audit evidence obtained up to the date of our auditor's report. However, future events or conditions may cause the Group to cease to continue as a going concern.
- Evaluate the overall presentation, structure and content of the consolidated financial statements, including the disclosures, and whether the consolidated financial statements represent the underlying transactions and events in a manner that achieves fair presentation.
- Obtain sufficient appropriate audit evidence regarding the financial information of the entities or business activities within the Group to express an opinion on the consolidated financial statements. We are responsible for the direction, supervision and performance of the group audit. We remain solely responsible for our audit opinion.

We communicate with those charged with governance regarding, among other matters, the planned scope and timing of the audit and significant audit findings, including any significant deficiencies in internal control that we identify during our audit.

We also provide those charged with governance with a statement that we have complied with relevant ethical requirements regarding independence, and to communicate with them all relationships and other matters that may reasonably be thought to bear on our independence, and where applicable, related safeguards.

## **Independent Auditor's Report**

---

### **Auditor's Responsibilities for the Audit of the Consolidated Financial Statements** *(continued)*

From the matters communicated with those charged with governance, we determine those matters that were of most significance in the audit of the consolidated financial statements of the current period and are therefore the key audit matters. We describe these matters in our auditor's report unless law or regulation precludes public disclosure about the matter or when, in extremely rare circumstances, we determine that a matter should not be communicated in our report because the adverse consequences of doing so would reasonably be expected to outweigh the public interest benefits of such communication.

The engagement partner on the audit resulting in this independent auditor's report is Mr. Wong Kam Chin.

**PricewaterhouseCoopers**

Certified Public Accountants

Hong Kong, 20 March 2017

## Consolidated Income Statement

	Note	Year ended 31 December	
		2016 RMB'000	2015 RMB'000
Revenue .....	6	<b>11,371,663</b>	7,414,576
Cost of sales .....	7	<b>(9,069,848)</b>	(4,700,368)
<b>Gross profit</b> .....		<b>2,301,815</b>	2,714,208
Selling and marketing costs .....	7	<b>(473,370)</b>	(395,833)
Administrative expenses .....	7	<b>(477,911)</b>	(273,020)
Fair value gains on investment properties .....	15	<b>361,026</b>	—
Fair value gains on the remeasurement of joint ventures .....	37	<b>278,074</b>	—
Other income .....		<b>11,666</b>	7,320
<b>Operating profit</b> .....		<b>2,001,300</b>	2,052,675
Finance income/(cost), net .....	9	<b>125,363</b>	(11,176)
Share of profits of investments accounted for using the equity method, net ....	16	<b>443,105</b>	422,539
<b>Profit before income tax</b> .....		<b>2,569,768</b>	2,464,038
Income tax expenses .....	10	<b>(866,900)</b>	(1,058,097)
<b>Profit for the year</b> .....		<b>1,702,868</b>	1,405,941
<b>Profit for the year attributable to:</b>			
Owners of the Company .....		<b>1,292,339</b>	1,432,813
Non-controlling interests .....		<b>308,510</b>	(26,872)
Holders of Perpetual Capital Instruments .....	27	<b>102,019</b>	—
		<b>1,702,868</b>	1,405,941
<b>Earnings per share for profit attributable to owners of the Company</b>			
– Basic and diluted (expressed in RMB per share) .....	11	<b>0.96</b>	1.42

The notes on pages 46 to 106 are an integral part of these consolidated financial statements.



## Consolidated Statement of Comprehensive Income

	<b>Year ended 31 December</b>	
	<b>2016</b>	<b>2015</b>
	<b>RMB'000</b>	<b>RMB'000</b>
<b>Profit for the year</b> .....	<b>1,702,868</b>	<b>1,405,941</b>
Other comprehensive income .....	—	—
<b>Total comprehensive income for the year</b> .....	<b><u>1,702,868</u></b>	<b><u>1,405,941</u></b>
<b>Total comprehensive income for the year attributable to:</b>		
Owners of the Company .....	<b>1,292,339</b>	<b>1,432,813</b>
Non-controlling interests .....	<b>308,510</b>	<b>(26,872)</b>
Holders of Perpetual Capital Instruments .....	<b>102,019</b>	<b>—</b>
	<b><u>1,702,868</u></b>	<b><u>1,405,941</u></b>

The notes on pages 46 to 106 are an integral part of these consolidated financial statements.

## Consolidated Balance Sheet

		As at 31 December	
	Note	2016 RMB'000	2015 RMB'000
<b>ASSETS</b>			
<b>Non-current assets</b>			
Property, plant and equipment	13	1,321,057	840,824
Land use rights	14	479,518	483,787
Investment properties	15	4,058,000	—
Intangible assets		4,876	2,774
Investments accounted for using the equity method	16	2,695,532	2,534,738
Available-for-sale financial assets	23	33,724	46,000
Term deposits	22	640,000	—
Deferred income tax assets	29	258,949	151,282
		<u>9,491,656</u>	<u>4,059,405</u>
<b>Current assets</b>			
Properties under development	18	31,614,716	23,338,429
Completed properties held for sale	18	7,572,767	1,301,888
Trade and other receivables and prepayments	19	32,103,325	1,868,565
Amounts due from joint ventures	34	229,101	—
Amounts due from customers for contract works	20	1,249,435	143,361
Prepaid taxation		512,156	205,499
Available-for-sale financial assets	23	24,000	41,000
Term deposits	22	3,677,169	1,021,799
Restricted cash	21	907,034	74,458
Cash and cash equivalents	22	11,525,557	2,742,466
		<u>89,415,260</u>	<u>30,737,465</u>
<b>Total assets</b>		<u><b>98,906,916</b></u>	<u><b>34,796,870</b></u>
<b>EQUITY</b>			
<b>Capital and reserves attributable to the owners of the Company</b>			
Share capital	24	12	—
Share premium	24	2,485,669	989,745
Other reserves	25, 26	4,984,837	3,312,777
		7,470,518	4,302,522
Non-controlling interests	35(d)	12,386,271	770,210
Perpetual Capital Instruments	27	3,232,533	—
<b>Total equity</b>		<u><b>23,089,322</b></u>	<u><b>5,072,732</b></u>
<b>LIABILITIES</b>			
<b>Non-current liabilities</b>			
Borrowings	28	31,683,744	6,926,063
Deferred income tax liabilities	29	1,479,533	—
		<u>33,163,277</u>	<u>6,926,063</u>
<b>Current liabilities</b>			
Trade and other payables	30	10,947,247	2,273,632
Amounts due to a joint venture and other related parties	34	1,474,137	265,007
Pre-sale proceeds received from customers		20,968,395	10,083,124
Current income tax liabilities		1,531,018	729,812
Borrowings	28	7,733,520	9,446,500
		<u>42,654,317</u>	<u>22,798,075</u>
<b>Total liabilities</b>		<u><b>75,817,594</b></u>	<u><b>29,724,138</b></u>
<b>Total equity and liabilities</b>		<u><b>98,906,916</b></u>	<u><b>34,796,870</b></u>

The notes on pages 46 to 106 are an integral part of these consolidated financial statements.

The financial statements on pages 40 to 106 were approved by the Board of Directors of the Company (the “Board”) on 20 March 2017 and were signed on its behalf.

Ou Zonghong

Zeng Feiyan

## Consolidated Statement of Changes in Equity

	Attributable to owners of the Company						Non-controlling interests RMB'000	Perpetual Capital Instruments RMB'000 (Note 27)	Total equity RMB'000
	Share capital RMB'000 (Note 24)	Share premium RMB'000 (Note 24)	Capital reserves RMB'000 (Note 25)	Statutory reserves RMB'000 (Note 26)	Retained earnings RMB'000	Total RMB'000			
<b>Balance at 1 January 2016</b> . . . . .	—	989,745	1,023,290	337,228	1,952,259	4,302,522	770,210	—	5,072,732
<b>Comprehensive income</b>									
– Profit for the year . . . . .	—	—	—	—	1,292,339	1,292,339	308,510	102,019	1,702,868
– Other comprehensive income . . . . .	—	—	—	—	—	—	—	—	—
<b>Total comprehensive income</b> . . . . .	—	—	—	—	1,292,339	1,292,339	308,510	102,019	1,702,868
<b>Transactions with owners in their capacities as owners</b>									
Issue of shares in connection with the capitalisation issue (Note 24(b)) . . . . .	9	(9)	—	—	—	—	—	—	—
Issue of shares in connection with the Company's listing (Note 24(c)) . . . . .	3	1,540,694	—	—	—	1,540,697	—	—	1,540,697
Share issuance costs (Note 24(c)) . . . . .	—	(44,761)	—	—	—	(44,761)	—	—	(44,761)
Dividend of a subsidiary . . . . .	—	—	—	—	—	—	(414,760)	—	(414,760)
Acquisitions of subsidiaries (Note 38) . . . . .	—	—	—	—	—	—	945,380	—	945,380
Change from joint ventures to subsidiaries (Note 37) . . . . .	—	—	—	—	—	—	2,688,342	—	2,688,342
Issuance of Perpetual Capital Instruments (Note 27) . . . . .	—	—	—	—	—	—	—	4,700,000	4,700,000
Redemption of Perpetual Capital Instruments (Note 27) . . . . .	—	—	—	—	—	—	—	(1,500,000)	(1,500,000)
Distributions made to holders of Perpetual Capital Instruments (Note 27) . . . . .	—	—	—	—	—	—	—	(69,486)	(69,486)
Capital injections from non-controlling interests . . . . .	—	—	379,721	—	—	379,721	8,088,589	—	8,468,310
<b>Total transactions with owners in their capacities as owners</b>	12	1,495,924	379,721	—	—	1,875,657	11,307,551	3,130,514	16,313,722
Transfer to statutory reserves . . . . .	—	—	—	165,795	(165,795)	—	—	—	—
<b>Balance at 31 December 2016</b> . . . . .	12	2,485,669	1,403,011	503,023	3,078,803	7,470,518	12,386,271	3,232,533	23,089,322

### Consolidated Statement of Changes in Equity

	Attributable to owners of the Company					Non-controlling interests	Total equity
	Share capital RMB'000 (Note 24)	Share premium RMB'000 (Note 24)	Capital reserves RMB'000 (Note 25)	Statutory reserves RMB'000 (Note 26)	Retained earnings RMB'000	Total RMB'000	RMB'000
<b>Balance at 1 January 2015</b>	—	—	164,203	163,493	693,181	1,020,877	8,169 1,029,046
<b>Comprehensive income</b>							
– Profit/(loss) for the year . .	—	—	—	—	1,432,813	1,432,813	(26,872) 1,405,941
– Other comprehensive income . . . . .	—	—	—	—	—	—	—
<b>Total comprehensive income/(loss) . . . . .</b>	—	—	—	—	1,432,813	1,432,813	(26,872) 1,405,941
<b>Transactions with owners in their capacities as owners</b>							
Capital injection from the then shareholder of the Company . .	—	989,745	—	—	—	989,745	— 989,745
Capital injection from non-controlling interests . . . . .	—	—	859,087	—	—	859,087	788,913 1,648,000
<b>Total transactions with owners in their capacities as owners . . . . .</b>	—	989,745	859,087	—	—	1,848,832	788,913 2,637,745
Transfer to statutory reserves . . .	—	—	—	173,735	(173,735)	—	—
<b>Balance at 31 December 2015 . . . . .</b>	—	989,745	1,023,290	337,228	1,952,259	4,302,522	770,210 5,072,732

The notes on pages 46 to 106 are an integral part of these consolidated financial statements.

## Consolidated Statement of Cash Flows

	Note	Year ended 31 December	
		2016 RMB'000	2015 RMB'000
<b>Cash flows from operating activities</b>			
Cash (used in)/generated from operations	31	(16,187,518)	4,091,512
PRC corporate income tax paid		(380,288)	(84,340)
PRC land appreciation tax paid		(592,945)	(400,075)
Net cash (used in)/generated from operating activities		(17,160,751)	3,607,097
<b>Cash flows from investing activities</b>			
Payments for purchase of property and equipment and investment properties		(405,385)	(380,867)
Payments for purchase of intangible assets		(1,650)	(441)
Proceeds from disposal of property and equipment		2,909	2,055
Capital injections to joint ventures		(2,127,957)	(243,500)
Acquisitions of subsidiaries, net of cash acquired		(1,754,080)	—
Cash acquired from change of joint ventures to subsidiaries		72,555	—
Payments for acquisition of available-for-sale financial assets		(222,000)	(86,000)
Proceeds from disposal of available-for-sale financial assets		251,276	20,000
Cash advances to related parties		(426,153)	—
Repayments from related parties		—	841,241
Net proceeds from disposal of amounts due from joint ventures and an associate		—	1,797,030
Interest received		60,210	11,037
Increase in term deposits		(3,295,370)	(969,941)
Net cash (used in)/generated from investing activities		(7,845,645)	990,614
<b>Cash flows from financing activities</b>			
Proceeds from borrowings		41,456,341	14,302,163
Repayments of borrowings		(22,775,743)	(15,188,400)
Issuance of Perpetual Capital Instruments		4,700,000	—
Redemption of Perpetual Capital Instruments		(1,500,000)	—
Distribution to holders of Perpetual Capital Instruments		(69,486)	—
Cash advances from related parties		4,153,220	460
Repayments to related parties		(151,502)	(2,474,461)
Issuance of shares in connection with the Company's listing		1,540,697	—
Share issuance costs		(35,214)	—
Capital injection from the then shareholders of the Group		—	989,745
Capital injection from non-controlling interests		8,468,310	1,648,000
Dividends paid to the then shareholders of the Group		—	(338,000)
Interest paid		(1,749,724)	(2,026,346)
Restricted cash (pledged for)/released from borrowings		(312,688)	573,152
Net cash generated from/(used in) financing activities		33,724,211	(2,513,687)
<b>Net increase in cash and cash equivalents</b>		<b>8,717,815</b>	<b>2,084,024</b>
Cash and cash equivalents at beginning of the year		2,742,466	657,637
Exchange gains on cash and cash equivalents		65,276	805
<b>Cash and cash equivalents at end of the year</b>		<b>11,525,557</b>	<b>2,742,466</b>

The notes on pages 46 to 106 are an integral part of these consolidated financial statements.

## Notes to the Consolidated Financial Statements

### 1 General information

Ronshine China Holdings Limited (the “Company”) was incorporated in the Cayman Islands on 11 September 2014 as an exempted company with limited liability under the Companies Law of the Cayman Islands. The address of its registered office is Cricket Square, Hutchins Drive, P.O. Box 2681, Grand Cayman, KY1-1111, Cayman Islands. The Company’s principal activity is investment holding. The Company and its subsidiaries (together the “Group”) are principally engaged in property development business in the People’s Republic of China (the “PRC”).

The Company’s shares were listed on the Stock Exchange on 13 January 2016 (the “Listing date”).

These consolidated financial statements are presented in Renminbi (“RMB”), unless otherwise stated. These consolidated financial statements have been approved for issue by the Board on 20 March 2017.

### 2 Summary of significant accounting policies

#### 2.1 Basis of preparation

These consolidated financial statements have been prepared in accordance with all applicable Hong Kong Financial Reporting Standards (“HKFRSs”) and disclosure requirements of the Hong Kong Companies Ordinance (Cap. 622). The consolidated financial statements have been prepared under the historical cost convention, as modified by the revaluation of available-for-sale financial assets and investment properties, which are carried at fair value.

The preparation of financial statements in conformity with HKFRSs requires the use of certain critical accounting estimates. It also requires management to exercise its judgment in the process of applying the Group’s accounting policies. The areas involving a higher degree of judgment or complexity, or areas where assumptions and estimates are significant to the consolidated financial statements are disclosed in Note 4.

#### (a) New standards and amendments to standards adopted by the Group from 1 January 2016

The following new standards and amendments to standards are mandatory for the Group’s financial year beginning on 1 January 2016. The adoption of these new standards and amendments to standards does not have any significant impact to the results and financial position of the Group.

HKFRS 11 (Amendment)	Accounting for acquisitions of interests in joint operation
HKAS 16 and HKAS 38 (Amendments)	Clarification of acceptable methods of depreciation and amortisation
HKFRS 10, HKFRS 12 and HKAS 28 (Amendments)	Investment entities: applying the consolidation exception
HKAS 27 (Amendment)	Equity method in separate financial statements
Annual improvements 2014	Annual improvements 2012 – 2014 cycle
HKAS 1 (Amendment)	Disclosure initiative
HKFRS 14	Regulatory deferral accounts
HKAS 16 and HKAS 41 (Amendments)	Agriculture: bearer plants



**2 Summary of significant accounting policies (continued)**

**2.1 Basis of preparation (continued)**

**(b) New standards and amendments to standards that have been issued but are not effective**

HKAS 12 (Amendment)	Recognition of deferred tax assets for unrealised losses <sup>1</sup>
HKAS 7 (Amendment)	Changes in liabilities arising from financial activities <sup>1</sup>
HKFRS 9	Financial instruments <sup>2</sup>
HKFRS 15	Revenue from contracts with customers <sup>2</sup>
HKAS 2 (Amendment)	Classification and measurement of share-based payment transactions <sup>2</sup>
HKFRS 16	Leases <sup>3</sup>
HKFRS 10 and HKAS 28 (Amendments)	Sale or contribution of assets between an investor and its associate or joint venture <sup>4</sup>

1 Effective for annual periods beginning on or after 1 January 2017.

2 Effective for annual periods beginning on or after 1 January 2018.

3 Effective for annual periods beginning on or after 1 January 2019.

4 Effective date to be determined

None of these is expected to be relevant or have material impact to the consolidated financial statements of the Group, except the followings:

HKFRS 15, “Revenue from Contracts with Customers” is expected to be adopted by the Group for the financial year beginning on 1 January 2018. HKFRS 15 recognised revenue when a customer obtains control of a good or service. A customer obtains control when it has the ability to direct the use of and obtain the benefits from the good or service. The underlying principal is that an entity will recognise revenue to depict the transfer of goods or services to customers at an amount that the entity expects to be entitled to in exchange for those goods or services. This is not the same as transfer of risks and rewards concept as currently adopted by the Group according to HKAS 18, “Revenue”. Entities with transactions that involve variable considerations, selling multiple goods or services in a single arrangement, license arrangements or where the performance by an entity and payment by its customer might occur at significantly different times are expected to be significantly affected by the new revenue recognition principle of HKFRS 15. The directors of the Company is now assessing the impact of HKFRS 15 to the Group’s revenue recognition and is not yet in a position to state whether there will be any substantial changes to the Group’s existing revenue recognition policy (Note 2.26).

HKFRS 9, “Financial instruments” is expected to be adopted by the Group for the financial year beginning on 1 January 2018. The major changes to the existing policies adopted by the Group include:

- *Changes on classification and measurement of financial assets and liabilities*

HKFRS 9 replaces the multiple classification and measurement models for financial assets in HKAS 39 with a single model that has three classification categories: amortised cost, fair value through other comprehensive income and fair value through profit and loss. The classification and measurement of financial liabilities under HKFRS 9 remains the same as in HKAS 39 except where an entity has chosen to measure a financial liability at fair value through profit or loss.

**2 Summary of significant accounting policies** *(continued)*

**2.1 Basis of preparation** *(continued)*

**(b) New standards and amendments to standards that have been issued but are not effective** *(continued)*

The directors of the Company do not expect the changes on the classification and measurement models introduced by HKFRS 9 would have material impact on the Group's existing financial assets and liabilities, as they are mainly comprised of loans and receivables and financial liabilities at amortised costs as determined under HKAS 39 (Note 2.11), which are similar to the financial assets and liabilities measured at amortised cost under HKFRS 9, and are expected to continuously be initially recognised at fair value and subsequently measured at amortised cost.

• *Changes on the impairment model*

HKFRS 9 introduces a new, forward looking, expected credit loss impairment model. The new rules mean that entities will have to record a day one loss equal to the 12-month expected credit loss on initial recognition of financial assets. HKFRS 9 contains a "three stages" approach which is based on the change in credit quality of financial assets since initial recognition. Assets move through the three stages as credit quality changes and the stages dictate how an entity measures impairment losses and applies the effective interest method. Where there has been a significant increase in credit risk, impairment is measured using lifetime expected credit loss rather than 12-month expected credit loss. The model includes operational simplifications for trade receivables. For trade receivables that do not contain a significant financing component, the loss allowance should be measured at initial recognition and throughout the life of the receivable at an amount equal to lifetime expected credit loss.

The directors of the Company expect the new impairment model introduced by HKFRS9 will generally result in earlier recognition of losses compared to the current incurred loss model of HKAS 39 (Note 2.13). The Group is in the process of assessing the impact of HKFRS 9.

**HKFRS 16, "Leases"**

The Group is a lessee of certain land use rights and office premises which are currently classified as operating leases. The Group's current accounting policy for such leases, as set out in Note 2.15, is to record the operating lease expenses in the Group's consolidated income statement for the current year with the disclosure of related operating lease commitments. As at 31 December 2016, the Group's total non-cancellable operating lease commitments amounted to RMB40,523,000. HKFRS 16 provides new provisions for the accounting treatment of leases which no longer allows lessees to recognise leases outside of the consolidated balance sheet. Instead, all non-current leases must be recognised in the form of assets (for the right of use) and financial liabilities (for the payment obligations) in the Group's consolidated balance sheet. Short-term leases of less than twelve months and leases of low-value assets are exempt from such reporting obligation. The new standard will therefore result in a derecognition of prepaid operating leases, increase in right-of-use assets and increase in lease liabilities in the consolidated balance sheet. In the consolidated income statement, as a result, the annual operating lease expenses under otherwise identical circumstances will decrease, while depreciation of right-of-use of assets and interest expense arising from the lease liabilities will increase. The new standard is not expected to apply until the financial year beginning on or after 1 January 2019.

**2 Summary of significant accounting policies** *(continued)*

**2.2 Subsidiaries**

**2.2.1 Consolidation**

Subsidiaries are all entities (including structured entities) over which the Group has control. The Group controls an entity when the Group is exposed to, or has rights to, variable returns from its involvement with the entity and has the ability to affect those returns through its power over the entity.

Subsidiaries are fully consolidated from the date on which control is transferred to the Group. They are deconsolidated from the date that control ceases.

*(a) Business combinations*

The Group applies the acquisition method to account for business combinations. The consideration transferred for the acquisition of a subsidiary is the fair values of the assets transferred, the liabilities incurred to the former owners of the acquiree and the equity interests issued by the Group. The consideration transferred includes the fair value of any asset or liability resulting from a contingent consideration arrangement. Identifiable assets acquired and liabilities and contingent liabilities assumed in a business combination are measured initially at their fair values at the acquisition date. The Group recognises any non-controlling interest in the acquiree on an acquisition-by-acquisition basis. Non-controlling interests in the acquiree that are present ownership interest and entitle their holders to a proportionate share of the entity's net assets in the event of liquidation are measured at either fair value or the present ownership interest's proportionate share of the recognised amounts of acquiree's identifiable net assets. All other components of non-controlling interests are measured at their acquisition date fair value, unless another measurement basis is required by HKFRSs.

Acquisition-related costs are expensed as incurred.

If the business combination is achieved in stages, the acquisition date carrying value of the acquirer's previously held equity interest in the acquiree is re-measured to fair value at the acquisition date; any gains or losses arising from such re-measurement are recognised in profit or loss.

Any contingent consideration to be transferred by the Group is recognised at fair value at the acquisition date. Subsequent changes to the fair value of the contingent consideration that is deemed to be an asset or liability is recognised in accordance with HKAS 39 either in profit or loss or as a change to other comprehensive income. Contingent consideration that is classified as equity is not remeasured, and its subsequent settlement is accounted for within equity.

The excess of the consideration transferred, the amount of any non-controlling interest in the acquiree and the acquisition-date fair value of any previous equity interest in the acquiree over the fair value of the identifiable net assets acquired is recorded as goodwill. If the total of consideration transferred, non-controlling interest recognised and previously held interest measured is less than the fair value of the net assets of the subsidiary acquired in the case of a bargain purchase, the difference is recognised directly in the consolidated income statement.

Intra-group transactions, balances and unrealised gains on transactions between group companies are eliminated. Unrealised losses are also eliminated unless the transaction

**2 Summary of significant accounting policies** *(continued)*

**2.2 Subsidiaries** *(continued)*

**2.2.1 Consolidation** *(continued)*

*(a) Business combinations (continued)*

provides evidence of an impairment of the transferred asset. When necessary, amounts reported by subsidiaries have been adjusted to conform with the Group's accounting policies.

*(b) Changes in ownership interests in subsidiaries without change of control*

Transactions with non-controlling interests that do not result in loss of control are accounted for as equity transactions – that is, as transactions with the owners of the subsidiary in their capacity as owners. The difference between fair value of any consideration paid and the relevant share acquired of the carrying value of net assets of the subsidiary is recorded in equity. Gains or losses on disposals to non-controlling interests are also recorded in equity.

*(c) Disposal of subsidiaries*

When the Group ceases to have control, any retained interest in the entity is re-measured to its fair value at the date when control is lost, with the change in carrying amount recognised in profit or loss. The fair value is the initial carrying amount for the purposes of subsequently accounting for the retained interest as an associate, joint venture or financial asset. In addition, any amounts previously recognised in other comprehensive income in respect of that entity are accounted for as if the Group had directly disposed of the related assets or liabilities. This may mean that amounts previously recognised in other comprehensive income are reclassified to profit or loss or transferred to another category of equity as specified/permitted by applicable HKFRSs.

**2.3 Equity method, associates and joint arrangements**

**(a) Equity method**

Under the equity method, the investment is initially recognised at cost, and the carrying amount is increased or decreased to recognise the investor's share of the profit or loss of the investee after the date of acquisition. The Group's investments in an associate or joint ventures include goodwill identified on acquisitions. Upon the acquisitions of the ownership interests in an associate or joint ventures, any differences between the costs of the associate or joint ventures and the Group's share of the net fair value of the associate's or joint ventures' identifiable assets and liabilities are accounted for as goodwill.

If the ownership interests in the associate or joint ventures are reduced but significant influence or joint control is retained, only a proportionate share of the amounts previously recognised in other comprehensive income is reclassified to profit or loss where appropriate.

The Group's share of post-acquisition profit or loss is recognised in the consolidated income statement, and its share of post-acquisition movements in other comprehensive income is recognised in other comprehensive income with a corresponding adjustment to the carrying amount of the investments. When the Group's share of losses in the associate or joint ventures equals or exceeds its interests in the associate or joint ventures, including any other unsecured

**2 Summary of significant accounting policies** *(continued)*

**2.3 Equity method, associates and joint arrangements** *(continued)*

**(a) Equity method** *(continued)*

receivables, the Group does not recognise further losses, unless it has incurred legal or constructive obligations or made payments on behalf of the associate or joint ventures.

The Group determines at each balance sheet date whether there is any objective evidence that the investment in the associate or joint venture is impaired. If this is the case, the Group calculates the amount of impairment as the difference between the recoverable amounts of the associate or joint ventures and their carrying values and recognises the amounts adjacent to “share of profits of investments accounted for using equity method, net” in the consolidated income statement.

Profits and losses resulting from upstream and downstream transactions between the Group and its associate or joint ventures are recognised in the Group’s consolidated financial statements only to the extent of unrelated investor’s interests in the associate or joint ventures. Unrealised losses are eliminated unless the transaction provides evidence of an impairment of the asset transferred. Accounting policies of the associate or joint ventures have been changed where necessary to ensure consistency with the policies adopted by the Group.

Gains and losses on dilution of equity interests in the associate or joint ventures are recognised in the consolidated income statement.

**(b) Associate**

An associate is an entity over which the Group has significant influence but not control, generally accompanying a shareholding of between 20% and 50% of the voting rights. Investments in associates are accounted for using the equity method of accounting.

**(c) Joint arrangements**

A joint arrangement is an arrangement of which two or more parties have joint control and over which none of the participating parties has unilateral control. The Group has assessed the nature of its joint arrangements and determined them to be joint ventures. Joint venture is accounted for using the equity method.

**2.4 Segment reporting**

Operating segments are reported in a manner consistent with the internal reporting provided to the chief operating decision-maker (“CODM”). The CODM, who is responsible for allocating resources and assessing performance of the operating segments, has been identified as the Executive Directors of the Company.

**2.5 Foreign currency translation**

**(a) Functional and presentation currency**

Items included in the financial statements of each of the Group’s entities are measured using the currency of the primary economic environment in which the entity operates (the “functional currency”). These consolidated financial statements are presented in RMB, which is the Company’s functional and the Group’s presentation currency.

## 2 Summary of significant accounting policies *(continued)*

### 2.5 Foreign currency translation *(continued)*

#### (b) Transactions and balances

Foreign currency transactions are translated into the functional currency using the exchange rates prevailing at the dates of the transactions or valuations when items are re-measured. Foreign exchange gains and losses resulting from the settlement of such transactions and from the translation at year-end exchange rates of monetary assets and liabilities denominated in foreign currencies are recognised in the consolidated income statement except when deferred in other comprehensive income as qualifying cash flow hedges and qualifying net investment hedges.

Foreign exchange gains and losses that relate to borrowings and cash and cash equivalents are presented in the consolidated income statement within “finance income/(costs), net”. All other foreign exchange gains and losses are presented in consolidated income statement within “other gains, net”.

### 2.6 Property, plant and equipment

Property, plant and equipment are stated at historical cost less depreciation and any impairment loss. Historical cost includes expenditure that is directly attributable to the acquisition of the items.

Subsequent costs are included in the asset’s carrying amount or recognised as a separate asset, as appropriate, only when it is probable that future economic benefits associated with the item will flow to the Group and the cost of the item can be measured reliably. The carrying amount of the replaced part is derecognised. All other repairs and maintenance are charged to the consolidated income statement during the year in which they are incurred. Depreciation on property and equipment is calculated using the straight-line method to allocate their cost to their residual values over their estimated useful lives, as follows:

Buildings . . . . .	20 years
Office equipment . . . . .	3 – 5 years
Motor vehicles . . . . .	4 years
Leasehold improvements and furniture, fitting and equipment . . . . .	3 – 5 years

The assets’ residual values and useful lives are reviewed, and adjusted if appropriate, at the end of each reporting period.

An asset’s carrying amount is written down immediately to its recoverable amount if the asset’s carrying amount is greater than its estimated recoverable amount.

Gains and losses on disposals are determined by comparing the proceeds with the carrying amount.

Assets under construction are stated at cost. Costs include construction and acquisition costs. No provision for depreciation is made on assets under construction until such time as the relevant assets are completed and ready for intended use. When the assets concerned are brought into use, the costs are transferred to property and equipment and depreciated in accordance with the policy as stated above.

The carrying amount of an asset under construction is written down immediately to its recoverable amount if the asset’s carrying amount is greater than its estimated recoverable amount.



**2 Summary of significant accounting policies** *(continued)*

**2.7 Intangible assets**

**Computer software**

Acquired computer software licences are capitalised on the basis of the costs incurred to acquire and bring to use the specific software. These costs are amortised over their estimated useful lives of 4 to 10 years.

**2.8 Investment property**

Investment property, principally comprising leasehold land and buildings, is held for long-term rental yields or for capital appreciation or both, and that is not occupied by the Group. It also includes properties that are being constructed or developed for future use as investment properties. Land held under operating leases are accounted for as investment properties when the rest of the definition of an investment property is met. In such cases, the operating leases concerned are accounted for as if they were finance leases. Investment property is initially measured at cost, including related transaction costs and where applicable borrowing costs. After initial recognition, investment properties are carried at fair value, representing open market value determined at each reporting date by external valuers. Fair value is based on active market prices, adjusted, if necessary, for any difference in the nature, location or condition of the specific asset. If the information is not available, the Group uses alternative valuation methods such as recent prices on less active markets or discounted cash flow projections. Changes in fair values are recorded in the consolidated income statement within “fair value gains on investment properties”.

**2.9 Impairment of non-financial assets**

Assets that have an indefinite useful life are not subject to depreciation and amortisation and are tested annually for impairment. Assets that are subject to depreciation and amortisation are reviewed for impairment whenever events or changes in circumstances indicate that the carrying amount may not be recoverable. An impairment loss is recognised for the amount by which the asset’s carrying amount exceeds its recoverable amount. The recoverable amount is the higher of an asset’s fair value less costs to sell and value in use. For the purpose of assessing impairment, assets are grouped at the lowest levels for which there are separately identifiable cash flows (“cash- generating unit”). Non-financial assets other than goodwill that suffered an impairment are reviewed for possible reversal of the impairment at each reporting date.

**2.10 Properties under development and completed properties held for sale**

Properties under development and completed properties held for sale are stated at the lower of cost and net realisable value. Development cost of property comprises mainly cost of land use rights, construction costs, borrowing costs, and professional fees incurred during the development period. Upon completion, the properties are transferred to completed properties held for sale.

Net realisable value takes into account the price ultimately expected to be realised, less applicable variable selling expenses and anticipated cost to completion.

Properties under development are classified as current assets unless the construction period of the relevant property development project is expected to complete beyond the normal operating cycle.

**2 Summary of significant accounting policies** *(continued)*

**2.11 Financial assets**

**2.11.1 Classification**

The Group classifies its financial assets in the following categories: loans and receivables and available-for-sale financial assets. This classification depends on the purpose for which the financial assets were acquired. Management determines the classification of its financial assets at initial recognition.

*(a) Loans and receivables*

Loans and receivables are non-derivative financial assets with fixed or determinable payments that are not quoted in an active market. They are included in current assets, except for the amounts that are settled or expected to be settled more than 12 months after the end of the reporting period. These are classified as non-current assets.

The Group's loans and receivables comprise "trade and other receivables", "amounts due from joint ventures", "amounts due from customers for contract works", "restricted cash", "cash and cash equivalents" and "term deposits" in the consolidated balance sheet.

*(b) Available-for-sale financial assets*

Available-for-sale financial assets are non-derivatives that are either so designated or not classified as financial assets at fair value through profit or loss, loans and receivables or held-to-maturity investments. They are included in non-current assets unless the investment matures or management intends to dispose of it within 12 months from the end of the reporting period.

**2.11.2 Recognition and measurement**

Regular way purchases and sales of financial assets are recognised on the trade-date – the date on which the Group commits to purchase or sell the asset. Investments are initially recognised at fair value plus transaction costs for all financial assets not carried at fair value through profit or loss. Financial assets are derecognised when the rights to receive cash flows from the investments have expired or have been transferred and the Group has transferred substantially all risks and rewards of ownership. Available-for-sale financial assets are subsequently carried at fair value. Loans and receivables are subsequently carried at amortised cost using the effective interest method.

Changes in the fair value of monetary and non-monetary securities classified as available for sale are recognised in other comprehensive income.

When securities classified as available-for-sale are sold or impaired, the accumulated fair value adjustments recognised in equity are included in the consolidated income statement.

Interest on available-for-sale securities calculated using the effective interest method is recognised in the consolidated income statement. Dividends on available-for-sale equity instruments are recognised in the consolidated income statement when the Group's right to receive payments is established.

**2 Summary of significant accounting policies** *(continued)*

**2.12 Offsetting financial instruments**

Financial assets and liabilities are offset and the net amount reported in the consolidated balance sheet when there is a legally enforceable right to offset the recognised amounts and there is an intention to settle on a net basis or realise the asset and settle the liability simultaneously.

**2.13 Impairment of financial assets**

**(a) Assets carried at amortised cost**

The Group assesses at the end of each reporting period whether there is objective evidence that a financial asset or group of financial assets is impaired. A financial asset or a group of financial assets is impaired and impairment losses are incurred only if there is objective evidence of impairment as a result of one or more events that occurred after the initial recognition of the asset (a “loss event”) and that loss event (or events) has an impact on the estimated future cash flows of the financial asset or group of financial assets that can be reliably estimated.

Evidence of impairment may include indications that the debtors or a group of debtors are experiencing significant financial difficulty, default or delinquency in interest or principal payments, the probability that they will enter bankruptcy or other financial reorganisation, and where observable data indicates that there is a measurable decrease in the estimated future cash flows, such as changes in arrears or economic conditions that correlate with defaults.

For loans and receivables category, the amount of the loss is measured as the difference between the asset’s carrying amount and the present value of estimated future cash flows (excluding future credit losses that have not been incurred) discounted at the financial asset’s original effective interest rate. The carrying amount of the asset is reduced and the amount of the loss is recognised in the consolidated income statement. As a practical expedient, the Group may measure impairment on the basis of fair value of an instrument using an observable market price.

If, in a subsequent period, the amount of the impairment loss decreases and the decrease can be related objectively to an event occurring after the impairment was recognised (such as an improvement in the debtor’s credit rating), the reversal of the previously recognised impairment loss is recognised in the consolidated income statement.

**(b) Assets classified as available-for-sale**

The Group assesses at the end of each reporting period whether there is objective evidence that a financial asset or a group of financial assets is impaired. For debt securities, the Group uses the criteria referred to in (a) above. In the case of equity investments classified as available for sale, a significant or prolonged decline in the fair value of the security below its cost is also evidence that the assets are impaired. If any such evidence exists for available-for-sale financial assets, the cumulative loss – measured as the difference between the acquisition cost and the current fair value, less any impairment loss on that financial asset previously recognised in profit or loss – is removed from equity and recognised in profit or loss. Impairment losses recognised in the consolidated income statement on equity instruments are not reversed through the consolidated income statement. If, in a subsequent period, the fair value of a debt instrument classified as available for sale increases and the increase can be objectively related to an event occurring after the impairment loss was recognised in profit or loss, the impairment loss is reversed through the consolidated income statement.

**2 Summary of significant accounting policies** *(continued)*

**2.14 Construction contracts**

When the outcome of a construction contract can be estimated reliably and it is probable that the contract will be profitable, contract revenue is recognised over the period of the contract by reference to the stage of completion. Contract costs are recognised as expenses by reference to the stage of completion of the contract activity at the end of the reporting period. When it is probable that total contract costs will exceed total contract revenue, the expected loss is recognised as an expense immediately.

When the outcome of a construction contract cannot be estimated reliably, contract revenue is recognised only to the extent of contract costs incurred that are likely to be recoverable.

Variations in contract work, claims and incentive payments are included in contract revenue to the extent that may have been agreed with the customer and are capable of being reliably measured.

The Group uses the “percentage-of-completion” method to determine the appropriate amount to recognise in a given period. The stage of completion is measured by reference to the contract costs incurred up to the end of the reporting period as a percentage of total estimated costs for each contract. Costs incurred in the period in connection with future activity on a contract are excluded from contract costs in determining the stage of completion.

On the consolidated balance sheet, the Group reports the net contract position for each contract as either an asset or a liability. A contract represents an asset where costs incurred plus recognised profits (less recognised losses) exceed progress billings; a contract represents a liability where the opposite is the case.

**2.15 Leasing**

Leases are classified as finance leases whenever the terms of the lease transfer substantially all the risks and rewards of ownership to the lessee. All other leases are classified as operating leases.

Operating lease payments are recognised as an expense on a straight-line basis over the term of the relevant lease. Benefits received and receivable as an incentive to enter into an operating lease are recognised as a reduction of rental expense over the lease term on a straight-line basis.

**2.16 Land use rights**

All land in the PRC is state-owned or collectively-owned and no individual ownership right exists. Land use rights are acquired by the Group for development of properties. Land use rights held for development for sale are inventories and included in properties under development or completed properties held for sale and measured at lower of cost and net realisable value, of which those within normal operating cycle are classified as current assets, while those out of the normal operating cycle are classified as non-current assets. Land use rights to be developed for hotel properties and self-use buildings, are non-current assets, which are stated at cost and subsequently amortised in the consolidated income statement on a straight-line basis over the operating lease periods. Land use rights to be developed for investment properties are accounted for as part of investment properties.

**2.17 Trade and other receivables and amounts due from joint ventures**

Trade receivables are amounts due from customers for properties sold and rental income in the ordinary course of business. If collection of trade and other receivables and amounts due from joint ventures is expected in one year or less (or in the normal operating cycle of the business if longer), they are classified as current assets. If not, they are presented as non-current assets.

**2 Summary of significant accounting policies** *(continued)*

**2.17 Trade and other receivables and amounts due from joint ventures** *(continued)*

Trade and other receivables and amounts due from joint ventures are recognised initially at fair value and subsequently measured at amortised cost using the effective interest method, less provision for impairment.

**2.18 Cash and cash equivalents, restricted cash and term deposits**

In the consolidated statement of cash flow, cash and cash equivalents include cash on hand and deposits held at call with banks and other short-term highly liquid investments with original maturities of three months or less. Bank deposits which are restricted to use are included in “restricted cash” of the consolidated balance sheet. Bank deposits with initial terms of over three months are included in “term deposits” in the consolidated balance sheet. Restricted cash and term deposits are excluded from cash and cash equivalents.

**2.19 Share capital**

Ordinary shares are classified as equity.

Incremental costs directly attributable to the issue of new shares are shown in equity as a deduction, net of tax, from the proceeds.

**2.20 Perpetual Capital Instruments**

Perpetual Capital Instruments with no contracted obligation to repay its principal or to pay any distribution are classified as part of equity.

**2.21 Trade and other payables and amounts due to related parties**

Trade payables are obligations to pay for construction costs or services that have been acquired in the ordinary course of business from suppliers. Trade and other payables and amounts due to related parties are classified as current liabilities if payment is due within one year or less (or in the normal operating cycle of the business if longer). If not, they are presented as non-current liabilities.

Trade and other payables and amounts due to related parties are recognised initially at fair value and subsequently measured at amortised cost using the effective interest method.

**2.22 Borrowings and borrowing costs**

Borrowings are recognised initially at fair value, net of transaction costs incurred. Borrowings are subsequently carried at amortised cost; any difference between the proceeds (net of transaction costs) and the redemption value is recognised in the consolidated income statement over the period of the borrowings using the effective interest method.

Fees paid on the establishment of loan facilities are recognised as transaction costs of the loan to the extent that it is probable that some or all of the facility will be drawn down. In this case, the fee is deferred until the draw-down occurs. To the extent there is no evidence that it is probable that some or all of the facility will be drawn down, the fee is capitalised as a pre-payment for liquidity services and amortised over the period of the facility to which it relates.

Borrowings are classified as current liabilities unless the Group has an unconditional right to defer settlement of the liability for at least 12 months after the end of the reporting period.

**2 Summary of significant accounting policies** *(continued)*

**2.22 Borrowings and borrowing costs** *(continued)*

General and specific borrowing costs directly attributable to the acquisition, construction or production of qualifying assets, like properties under development, assets under construction and investment properties under construction, which are assets that necessarily take a substantial period of time to get ready for their intended use or sale, are added to the cost of those assets, until such time as the assets are substantially ready for their intended use or sale. Investment income earned on the temporary investment of specific borrowings pending their expenditure on qualifying assets is deducted from the borrowing costs eligible for capitalisation.

All other borrowing costs are recognised in profit or loss in the period in which they are incurred.

**2.23 Current and deferred income tax**

The tax expense for the period comprises current and deferred tax. Tax is recognised in the profit or loss, except to the extent that it relates to items recognised in other comprehensive income or directly in equity. In this case the tax is also recognised in other comprehensive income or directly in equity, respectively.

**(a) Current income tax**

The current income tax charge is calculated on the basis of the tax laws enacted or substantively enacted at the balance sheet date in the countries where the Group's entities operate and generate taxable income. Management periodically evaluates positions taken in tax returns with respect to situations in which applicable tax regulation is subject to interpretation and establishes provisions where appropriate on the basis of amounts expected to be paid to the tax authorities.

**(b) Deferred income tax**

**Inside basis differences**

Deferred income tax is recognised, using the liability method, on temporary differences arising between the tax bases of assets and liabilities and their carrying amounts in the consolidated financial statements. However, the deferred income tax is not accounted for if it arises from initial recognition of an asset or liability in a transaction other than a business combination that at the time of the transaction affects neither accounting nor taxable profit or loss. Deferred income tax is determined using the tax rates that have been enacted or substantially enacted by the balance sheet date and are expected to apply when the related deferred income tax asset is realised or the deferred income tax liability is settled.

Deferred income tax assets are recognised only to the extent that it is probable that future taxable profit will be available against which the temporary differences can be utilised.

**Outside basis differences**

Deferred income tax liabilities are provided on taxable temporary differences arising from investments in subsidiaries, associate and joint ventures, except for deferred income tax liability where the timing of the reversal of the temporary difference is controlled by the Group and it is probable that the temporary difference will not reverse in the foreseeable future.



**2 Summary of significant accounting policies** *(continued)*

**2.23 Current and deferred income tax** *(continued)*

**(b) Deferred income tax** *(continued)*

**Outside basis differences** *(continued)*

Generally the Group is unable to control the reversal of the temporary difference for its associate, only where there is an agreement in place that gives the Group the ability to control the reversal of the temporary difference not recognised.

Deferred income tax assets are recognised on deductible temporary differences arising from investments in subsidiaries, associates and joint ventures only to the extent that it is probable the temporary difference will reverse in the future and there is sufficient taxable profit available against which the temporary difference can be utilised.

**(c) Offsetting**

Deferred income tax assets and liabilities are offset when there is a legally enforceable right to offset current tax assets against current tax liabilities and when the deferred income tax assets and liabilities relate to income taxes levied by the same taxation authority on either the taxable entity or different taxable entities where there is an intention to settle the balances on a net basis.

**2.24 Employee benefits**

**(a) Pension obligations**

The group companies incorporated in the PRC contribute based on certain percentage of the salaries of the employees to a defined contribution retirement benefit plan organised by relevant government authorities in the PRC on a monthly basis. The government authorities undertake to assume the retirement benefit obligations payable to all existing and future retired employees under these plans and the Group has no further obligation for post-retirement benefits beyond the contributions made.

Contributions to these defined contribution plans are expensed as incurred.

**(b) Housing benefits**

PRC employees of the Group are entitled to participate in government-sponsored housing funds. The Group contributes to these funds based on certain percentages of the salaries of these employees on a monthly basis. The Group's liability in respect of these funds is limited to the contribution payable in each period.

Contributions to the housing funds are expensed as incurred.

**(c) Employee leave entitlements**

Employee entitlements to annual leave are recognised when they accrue to employees. A provision is made for the estimated liability for annual leave as a result of services rendered by employees up to the balance sheet date.

Employees entitlements to sick leave and maternity leave are not recognised until the time of leave.

**2 Summary of significant accounting policies** *(continued)*

**2.25 Provisions**

Provisions are recognised when the Group has a present legal or constructive obligation as a result of past events; it is probable that an outflow of resources will be required to settle the obligation; and the amount has been reliably estimated. Provisions are not recognised for future operating losses.

Where there are a number of similar obligations, the likelihood that an outflow will be required in settlement is determined by considering the class of obligations as a whole. A provision is recognised even if the likelihood of an outflow with respect to any one item included in the same class of obligations may be small.

Provisions are measured at the present value of the expenditures expected to be required to settle the obligation using a pre-tax rate that reflects current market assessments of the time value of money and the risks specific to the obligation. The increase in the provision due to passage of time is recognised as interest expense.

**2.26 Revenue recognition**

Revenue is measured at the fair value of the consideration received or receivable, and represents amounts receivable for the sales of properties and services provided, stated net of discounts, value added taxes, returns and after eliminating sales within the Group.

The Group recognises revenue when the amount of revenue can be reliably measured; when it is probable that future economic benefits will flow to the entity; and when specific criteria have been met for each of the Group's activities, as described below. The Group bases its estimates on historical results, taking into consideration the type of customer, type of transaction and the specifics of each arrangement.

**(a) Sales of properties**

Revenue from sales of properties is recognised when the risks and rewards of properties are transferred to the purchasers, which is when the construction of relevant properties has been completed, notification of delivery of properties has been issued to the buyers and collectability of related receivables pursuant to the sale agreements is reasonably assured. Deposits and instalments received on properties sold prior to the date of revenue recognition are included in the consolidated balance sheet as "pre-sale proceeds received from customers" under current liabilities.

**(b) Construction contracts**

When the outcome of a construction contract can be estimated reliably and it is probable that the contract will be profitable, contract revenue is recognised over the period of the contract by reference to the stage of completion (Note 2.14).

**(c) Interest income**

Interest income is recognised using the effective interest method.

**(d) Rental income**

Rental income from investment property is recognised in the consolidated income statement on a straight-line basis over the term of the lease.

**2 Summary of significant accounting policies (continued)**

**2.27 Financial guarantee liabilities**

Financial guarantee contracts in the scope of HKAS39 “Financial Instrument: Recognition and Measurement” are accounted for as financial liabilities. A financial guarantee contract is recognised initially at its fair value plus transaction costs that are directly attributable to the acquisition or issue of the financial guarantee contract. Subsequent to initial recognition, the Group measures the financial guarantee contracts at the higher of the present value of the best estimate of the expenditure required to settle the present obligation and the amount initially recognised less cumulative amortisation.

**2.28 Dividend distribution**

Dividend distribution to the Company’s shareholders is recognised as a liability in the Group’s and the Company’s financial statements in the period in which the dividends are approved by the Company’s shareholders, or board of directors, where applicable.

**3 Financial risk management**

**3.1 Financial risk factors**

The Group’s activities expose it to a variety of financial risks: market risk (include foreign exchange risk and interest rate risk), credit risk, and liquidity risk. The Group’s overall risk management program focuses on the unpredictability of financial markets and seeks to minimise potential adverse effects on the Group’s financial performance.

**3.1.1 Market risk**

*(a) Foreign exchange risk*

The Group operates in the PRC with most transactions being settled in RMB, which is the functional currency of the group companies, except for certain transactions which are settled in foreign currencies. The Group currently does not have a foreign currency hedging policy, and manages its foreign currency risk by closely monitoring the movement of the foreign currency rates.

The carrying amount of the Group’s foreign currency denominated monetary assets and liabilities at 31 December 2016 is as follows:

	<b>As at 31 December</b>	
	<b>2016</b>	<b>2015</b>
	<b>RMB’000</b>	<b>RMB’000</b>
Monetary assets denominated in:		
– United State Dollars (“US\$”) . . . . .	<b>2,008,739</b>	709,723
– Hong Kong Dollars (“HK\$”) . . . . .	<b>16,191</b>	40
Monetary liabilities denominated in:		
– US\$ . . . . .	<b>1,186,049</b>	—
– HK\$ . . . . .	<b>5,969</b>	11,559

## Notes to the Consolidated Financial Statements

### 3 Financial risk management *(continued)*

#### 3.1 Financial risk factors *(continued)*

##### 3.1.1 Market risk *(continued)*

###### (a) Foreign exchange risk *(continued)*

The following table shows the sensitivity analysis of a 5% change in RMB against the relevant foreign currencies. The sensitivity analysis includes only foreign currency denominated monetary items and adjusts their translation at the year-end for a 5% change in foreign currency rates. If there is a 5% appreciation/depreciation in RMB against the relevant currencies, the effect of increase/(decrease) on the profit for the year is as follows:

	Year ended 31 December	
	2016 RMB'000	2015 RMB'000
5% appreciation in RMB against:		
– US\$ .....	(41,135)	(35,486)
– HK\$ .....	(511)	576
5% depreciation in RMB against:		
– US\$ .....	41,135	35,486
– HK\$ .....	511	(576)

###### (b) Interest rate risk

The Group's interest rate risk arises from long-term borrowings. Borrowings obtained at variable rates expose the Group to cash flow interest rate risk which is partially offset by cash held at variable rates. Borrowings obtained at fixed rates expose the Group to fair value interest rate risk. The Group closely monitors the trend of interest rate and its impact on the Group's interest rate risk exposure. The Group currently has not used any interest rate swap arrangements but will consider hedging interest rate risk should the need arise.

As at 31 December 2016, if interest rates on borrowings at floating rates had been 100 basis points higher or lower with all other variables held constant, interest charges for the year ended 31 December 2016 would increase/decrease RMB44,069,000 (31 December 2015: RMB16,220,000), which would have been capitalised in qualified assets.

##### 3.1.2 Credit risk

The Group has no concentrations on credit risk. Cash transactions are limited to high credit quality institutions. The Group's maximum exposure to credit risk in relation to financial assets is the carrying amounts of cash and cash equivalents (excluding cash on hand), term deposits, restricted cash, trade and other receivable, amounts due from joint ventures, amounts due from customers for contract works and available-for-sale financial assets shown in the consolidated balance sheet.

## Notes to the Consolidated Financial Statements

### 3 Financial risk management *(continued)*

#### 3.1 Financial risk factors *(continued)*

##### 3.1.2 Credit risk *(continued)*

As at 31 December 2016, substantially all the Group's bank deposits included in cash and cash equivalents, term deposits and restricted cash, are deposited with major financial institutions incorporated in the PRC, which management believes are of high credit quality without significant credit risk. The Group's bank deposits as at 31 December 2016 were as follows:

	As at 31 December	
	2016 RMB'000	2015 RMB'000
Big four commercial banks of the PRC (i) .....	<b>513,800</b>	532,744
Other listed banks in the PRC .....	<b>7,978,625</b>	239,941
Other non-listed banks in the PRC .....	<b>8,244,872</b>	2,366,898
Other non-listed banks in the Macau .....	<b>11,586</b>	699,102
	<b><u>16,748,883</u></b>	<b><u>3,838,685</u></b>

Note:

- (i) Big four commercial banks include Industrial and Commercial Bank of China, China Construction Bank, Agricultural Bank of China and Bank of China.

For the trade receivables arising from sales of properties, the Group managed the credit risk by fully receiving cash or properly arranging the purchasers' mortgage loans financing procedures before delivery of properties unless strong credit records of the customers could be established. The Group closely monitors the collection of progress payments from customers in accordance with payment schedule agreed with customers. The Group has policies in place to ensure that sales are made to purchasers with an appropriate financial strength and appropriate percentage of down payments.

Meanwhile, the Group has the right to cancel the contracts once repayment from the customers is in default; it also has monitoring procedures to ensure that follow-up actions are taken to recover overdue balances. In addition, the Group regularly reviews the recoverable amount of each individual trade receivable to ensure that adequate impairment provisions are made for irrecoverable amounts. The Group has no significant concentrations of credit risk, with exposure spread over a number of counterparties and customers.

The Group has arranged bank financing for certain purchasers of the Group's property units and provided guarantees to secure obligations of such purchasers for repayments. Detailed disclosure of such guarantees is made in Note 32. If a purchaser defaults on the payment of its mortgage loan during the guarantee period, the bank holding the guarantee may demand the Group to repay the outstanding principal of the loan and any interest accrued thereon. Under such circumstances, the Group is able to forfeit the customer's deposit and resell the property to recover any amounts paid by the Group to the bank. In this regard, the directors of the Company consider that the Group's credit risk is significantly reduced.

For other receivables and amounts due from joint ventures, the Group assessed the credit quality of the counter parties by taking into account their financial position, credit history and other factors. Management also regularly reviews the recoverability of these receivables and follow up the disputes or amounts overdue, if any. The directors are of the opinion that the risk of default by counter parties is low.

## Notes to the Consolidated Financial Statements

### 3 Financial risk management (continued)

#### 3.1 Financial risk factors (continued)

##### 3.1.3 Liquidity risk

Management of the Group aims to maintain sufficient cash and cash equivalents or have available funding through proceeds from pre-sale of properties and an adequate amount of available financing including short-term and long-term borrowings and obtaining additional funding from shareholders. Due to the dynamic nature of the underlying businesses, the Group maintains flexibility in funding by maintaining adequate amount of cash and cash equivalents and through having available sources of financing.

The table below sets out the Group's financial liabilities by relevant maturity grouping at each balance sheet date. The amounts disclosed in the table are the contractual undiscounted cash flows.

	Less than 1 year RMB'000	Between 1 and 2 years RMB'000	Between 2 and 5 years RMB'000	Over 5 years RMB'000	Total RMB'000
<b>As at 31 December 2016</b>					
Borrowings (Note) . . . . .	10,131,233	19,700,990	13,531,060	1,178,662	44,541,945
Trade and other payables, excluding accrual for staff costs and allowances, other taxes payable . . . . .	10,620,085	—	—	—	10,620,085
Amounts due to related parties . . . .	1,474,137	—	—	—	1,474,137
Financial guarantee . . . . .	20,383,370	—	—	—	20,383,370

	Less than 1 year RMB'000	Between 1 and 2 years RMB'000	Between 2 and 5 years RMB'000	Over 5 years RMB'000	Total RMB'000
<b>As at 31 December 2015</b>					
Borrowings (Note) . . . . .	10,656,631	5,349,804	2,592,223	—	18,598,658
Trade and other payables, excluding accrual for staff costs and allowances, other taxes payable . . . . .	2,177,971	—	—	—	2,177,971
Amounts due to related parties . . . .	265,007	—	—	—	265,007
Financial guarantee . . . . .	9,444,335	—	—	—	9,444,335

Note: Interest on borrowings is calculated on borrowings held as at 31 December 2016 and 2015, respectively. Floating-rate interest is estimated using the current interest rate as at 31 December 2016 and 2015, respectively.

#### 3.2 Capital management

The Group's objectives when managing capital are to safeguard the Group's ability to continue as a going concern in order to provide returns for the owners and benefits for other stakeholders and to maintain an optimal capital structure to reduce the cost of capital.

In order to maintain or adjust the capital structure, the Group may adjust the amount of dividends paid to the owners, issue new shares or sell assets to reduce debts.

## Notes to the Consolidated Financial Statements

### 3 Financial risk management (continued)

#### 3.2 Capital management (continued)

The Group monitors capital on the basis of the gearing ratio. This ratio is calculated as net borrowings divided by total equity as shown in the consolidated balance sheet. Net borrowings are calculated as total borrowings (including current and non-current borrowings as shown in the consolidated balance sheet) less total of cash and cash equivalents, restricted cash and term deposits.

	As at 31 December	
	2016 RMB'000	2015 RMB'000
Total borrowings (Note 28) . . . . .	39,417,264	16,372,563
Less: Cash and cash equivalents (Note 22) . . . . .	(11,525,557)	(2,742,466)
Term deposits (Note 22) . . . . .	(4,317,169)	(1,021,799)
Restricted cash (Note 21) . . . . .	(907,034)	(74,458)
Net borrowings . . . . .	22,667,504	12,533,840
Total equity . . . . .	23,089,322	5,072,732
Gearing ratio . . . . .	0.98	2.47

#### 3.3 Fair value estimation

Certain of the assets of the Group are carried at fair value or where fair value was disclosed can be categorised by level of inputs to valuation techniques used to measure fair value. The inputs are categorised into three levels within a fair value hierarchy as follows:

- Quoted prices (unadjusted) in active markets for identical assets or liabilities (level 1);
- Inputs other than quoted prices included within level 1 that are observable for the asset or liability, either directly (that is, as price) or indirectly (that is, derived from prices) (level 2); and
- Inputs for the asset or liability that are not based on observable market data (that is, unobservable inputs) (level 3).

The available-for-sale financial assets are measured at fair value, which is grouped into level 3 fair value measurements, subsequent to initial recognition. Techniques, such as discounted cash flow analysis, are used to determine fair value for the available-for-sale financial assets. There were no changes in level 3 instruments during the year ended 31 December 2016 (2015: same).

The Group's financial assets include cash and cash equivalents, restricted cash, trade and other receivables, amounts due from joint ventures, amounts due from customers for contract works, available-for-sale financial assets and term deposits. The Group's financial liabilities include trade and other payables, amounts due to a joint venture and other related parties and borrowings. The fair value for financial assets and liabilities with maturities of less than one year are assumed to approximate their carrying amounts due to their short term maturities.



**4 Critical accounting estimates and judgments**

Estimates and judgments used in preparing the consolidated financial statements are continually evaluated and based on historical experience and other factors, including expectations of future events that are believed to be reasonable under the circumstances. The Group makes estimates and assumptions concerning the future. The resulting accounting estimates will, by definition, seldom equal the related actual results. The estimates and assumptions that may have a significant effect on the carrying amounts of assets and liabilities within the next financial year are discussed below.

**(a) Determining whether the Group has control over an investee**

When determining whether the Group has control over an investee, the Group considers whether it is exposed to, or has rights to, variable returns from its involvement with the investee and has the ability to affect those returns through its power over the investee. In determining whether it has power to affect the variable returns, the Group considers its power to control the relevant activities in the chief decision making authorities of an investee, such as board of directors' meetings and shareholders' meetings. In making these judgments, the Group considers its rights and power obtained through the cooperation agreements with other co-developers, articles of associations of the investee as well as other facts and circumstances.

As at 31 December 2016, after making the above assessments and judgments, the Group considers it has control over its subsidiaries.

**(b) Provisions for properties under development, completed properties held for sale and prepayment for acquisition of land use rights**

The Group assesses the carrying amounts of properties under development, completed properties held for sale and prepayments for acquisition of land of use rights according to their net realisable values based on the realisability of these properties and prepayments. Net realisable values for properties under development and prepayments for acquisition of land use rights are determined by reference to management's estimates of the selling prices based on prevailing market conditions, less applicable variable selling expenses and the anticipated costs to completion (including land costs). Net realisable values for completed properties held for sale are determined by reference to management's estimates of the selling price based on prevailing market conditions, less applicable variable selling expenses. Based on management's best estimates, impairment write-down amounted to RMB42,478,000 was provided for properties under development at 31 December 2016 (31 December 2015: nil).

**(c) Corporate income tax, land appreciation tax and deferred taxation**

The Group is subject to corporate income tax and land appreciation tax ("LAT") in the PRC. Judgment is required in determining the provision for corporate income tax. There are many transactions and calculations for which the ultimate determination is uncertain during the ordinary course of business. This Group has not finalised its corporate income tax and LAT calculations and payments with certain local tax authorities in charge of certain of the Group's projects in the PRC. The Group recognised the corporate income tax and LAT based on management's base estimates according to the interpretation of the applicable tax rules. Where the final tax outcome of these matters is different from the amounts that were initially recorded, such difference will impact the corporate income tax and LAT provision in the year in which such determination is made.

Deferred income tax assets relating to certain temporary differences and tax losses are recognised when management considers to be probable that future taxable profit will be available against which the temporary differences or tax losses can be utilised. The outcome of their actual utilisation may be different.

## Notes to the Consolidated Financial Statements

### 4 Critical accounting estimates and judgments (continued)

#### (c) Corporate income tax, land appreciation tax and deferred taxation (continued)

Deferred income tax liabilities are provided to the taxable temporary differences arising from the Group's investments in subsidiaries, joint ventures and an associate unless the Group can control the timing of the reversal of the temporary differences and it is probable that the temporary differences will not reverse in the foreseeable future. Provisions for deferred land appreciation tax liabilities relating to the taxable temporary difference of investment properties are provided unless management determines that the expected manner of recovery of the properties is through rental income from the lease of the properties only. All these involve management's judgments and estimations and the actual outcome may be different.

### 5 Segment information

The Executive Directors have been identified as the CODM. Management has determined the operating segments based on the reports reviewed by the Executive Directors, which are used to allocate resources and assess performance.

The Group is principally engaged in the property development in the PRC. Management reviews the operating results of the business as one segment to make decisions about resources to be allocated. Therefore, the Executive Directors regard that there is only one segment which is used to make strategic decisions. Revenue and profit after income tax are the measures reported to the Executive Directors for the purpose of resources allocation and performance assessment.

The major operating entities of the Group are domiciled in the PRC. All of the Group's revenue are derived in the PRC for the year ended 31 December 2016 (31 December 2015: same).

As at 31 December 2016, all of non-current assets of the Group were located in the PRC (31 December 2015: same).

There was no revenue derived from a single external customer accounting for 10% or more of the Group's revenue for the year ended 31 December 2016 (2015: same).

### 6 Revenue

Revenue of the Group for the year ended 31 December 2016 is as follows:

	Year ended 31 December	
	2016	2015
	RMB'000	RMB'000
Revenue from sales of properties .....	11,113,869	7,326,711
Revenue from construction contracts (Note 20) .....	178,290	87,865
Rental income and others .....	79,504	—
	<u>11,371,663</u>	<u>7,414,576</u>

## Notes to the Consolidated Financial Statements

### 7 Expenses by nature

	Year ended 31 December	
	2016 RMB'000	2015 RMB'000
Cost of properties sold (excluding staff costs) . . . . .	8,273,388	4,125,159
Cost of construction contracts (excluding staff costs) . . . . .	169,147	79,468
Staff costs (including directors' emoluments) (Note 8) . . . . .	393,058	237,076
Business taxes and other taxes . . . . .	471,409	435,386
Marketing and advertising costs . . . . .	295,004	246,821
Donations . . . . .	112,227	12,714
Office and travelling expenses . . . . .	46,498	22,291
Write-down of properties under development . . . . .	42,478	—
Property management fees . . . . .	41,308	43,354
Office lease payments . . . . .	28,452	24,527
Entertainment expenses . . . . .	22,986	12,101
Depreciation (Note 13) . . . . .	16,688	14,097
Auditors' remuneration . . . . .	5,305	4,494
Listing expenses . . . . .	3,834	16,334
Amortisation of intangible assets and land use rights . . . . .	1,589	1,035
Other expenses . . . . .	97,758	94,364
Total cost of sales, selling and marketing costs and administrative expenses . . . . .	<u>10,021,129</u>	<u>5,369,221</u>

### 8 Staff costs – including directors' emoluments

	Year ended 31 December	
	2016 RMB'000	2015 RMB'000
Wages, salaries, bonuses and other benefits . . . . .	375,132	226,435
Pension costs . . . . .	17,926	10,641
	<u>393,058</u>	<u>237,076</u>

#### (a) Directors' emoluments

The directors' emoluments paid/payable by the Group as follows:

	Year ended 31 December	
	2016 RMB'000	2015 RMB'000
Salaries and other benefits . . . . .	5,779	6,000
Pension costs . . . . .	164	145
	<u>5,943</u>	<u>6,145</u>

## Notes to the Consolidated Financial Statements

### 8 Staff costs – including directors’ emoluments (continued)

#### (a) Directors’ emoluments (continued)

The emoluments received by individual directors are presented as below:

#### (i) For the year ended 31 December 2016

Name of Directors	Fees RMB’000	Salaries and other benefits RMB’000	Contributions to retirement scheme RMB’000	Total RMB’000
Mr. Ou Zonghong (“Mr. Ou”) . . . . .	—	1,342	41	1,383
Mr. Wu Jian . . . . .	—	1,459	41	1,500
Mr. Lin Junling . . . . .	—	1,400	41	1,441
Ms. Zeng Feiyan . . . . .	—	963	41	1,004
Mr. Lo, Wing Yan William (note (iii)) . . . . .	205	—	—	205
Mr. Ren Yunan (note (iii)) . . . . .	205	—	—	205
Mr. Qu Wenzhou (note (iii)) . . . . .	205	—	—	205
	<u>615</u>	<u>5,164</u>	<u>164</u>	<u>5,943</u>

#### (ii) For the year ended 31 December 2015

Name of Directors	Fees RMB’000	Salaries and other benefits RMB’000	Contributions to retirement scheme RMB’000	Total RMB’000
Mr. Ou . . . . .	—	1,345	32	1,377
Mr. Wu Jian . . . . .	—	1,449	32	1,481
Mr. Lin Junling . . . . .	—	1,403	32	1,435
Mr. Gao Chuanjian (note (iv)) . . . . .	—	837	17	854
Ms. Zeng Feiyan . . . . .	—	966	32	998
	<u>—</u>	<u>6,000</u>	<u>145</u>	<u>6,145</u>

During the year ended 31 December 2016, none of the directors of the Company waived his emoluments nor has agreed to waive his emoluments (2015: same).

During the year, no retirement benefits, payments or benefits in respect of termination of directors’ services were paid or made, directly or indirectly, to the directors, nor are any payable (2015: same). No consideration was provided to or receivable by third parties for making available directors’ services (2015: same).

There were no loans, quasi-loans or other dealings in favor of the directors, their controlled bodies corporate and connected entities as at 31 December 2016 (31 December 2015: same).

Other than those disclosed in Note 34(d), there were no significant transactions, arrangements and contracts in relation to the Group’s business to which the Company was a party and in which a director of the Company had a material interest, whether directly or indirectly, subsisted at the end of the year or at any time during the year (31 December 2015: same).

(iii) These directors were appointed as independent non-executive directors of the Company in January 2016.

(iv) Mr. Gao Chuanjian was appointed as a director in December 2014. He resigned from the director position in July 2015.

## Notes to the Consolidated Financial Statements

### 8 Staff costs – including directors' emoluments (*continued*)

#### (b) Five highest paid individuals

For the year ended 31 December 2016, the five individuals whose emoluments were the highest in the Group included four (2015: four) directors, whose emoluments are reflected in the analysis presented above. The emoluments payable to the remaining one (2015: one) individual during the year are as follows:

	Year ended 31 December	
	2016 RMB'000	2015 RMB'000
Wages and salaries .....	<b>1,462</b>	1,465
Pension costs .....	<b>41</b>	32
	<b><u>1,503</u></b>	<u>1,497</u>

The emoluments payable to the remaining one (2015: one) individual falls within the following band:

	Year ended 31 December	
	2016	2015
Annual emolument band		
HK\$1,500,000 – HK\$2,000,000 .....	<b><u>1</u></b>	<u>1</u>

During the year ended 31 December 2016, no emolument was paid by the Group to any of the above directors or the five highest paid individuals as an inducement to join or upon joining the Group or as compensation for loss of office (2015: none).

### 9 Finance income/(costs) – net

	Year ended 31 December	
	2016 RMB'000	2015 RMB'000
<b>Finance income</b>		
– Interest income from bank deposits .....	<b>60,210</b>	11,037
– Net foreign exchange gains .....	<b>71,336</b>	52,663
	<b><u>131,546</u></b>	<u>63,700</u>
<b>Finance costs</b>		
– Interest of borrowings .....	<b>(2,245,043)</b>	(2,066,887)
– Finance costs on derecognition of amounts due from joint ventures and an associate .....	<b>—</b>	(74,876)
– Less: capitalised interest .....	<b>2,238,860</b>	2,066,887
	<b><u>(6,183)</u></b>	<u>(74,876)</u>
Finance income/(costs) – net .....	<b><u>125,363</u></b>	<u>(11,176)</u>

## Notes to the Consolidated Financial Statements

### 10 Income tax expenses

	Year ended 31 December	
	2016 RMB'000	2015 RMB'000
Current income tax:		
PRC corporate income tax .....	418,185	411,919
LAT .....	417,522	663,048
	<u>835,707</u>	<u>1,074,967</u>
Deferred income tax (Note 29) .....	31,193	(16,870)
	<u>866,900</u>	<u>1,058,097</u>

The tax on the Group's profit before tax differs from the theoretical amount that would arise using the tax rate applicable to profit/loss of the consolidated entities as follows:

	Year ended 31 December	
	2016 RMB'000	2015 RMB'000
Profit before income tax .....	2,569,768	2,464,038
Less: fair value gains on the remeasurement of joint ventures .....	(278,074)	—
share of profits of joint ventures and an associate reported net of tax .....	(443,105)	(422,539)
	<u>1,848,589</u>	<u>2,041,499</u>
Tax calculated at applicable corporate income tax rates .....	442,238	501,597
Effect of expenses not deductible for income tax purpose .....	111,521	59,214
LAT deductible for income tax purpose .....	(104,381)	(165,762)
PRC corporate income tax .....	449,378	395,049
LAT .....	417,522	663,048
	<u>866,900</u>	<u>1,058,097</u>

#### Hong Kong profits tax

The applicable Hong Kong profit tax rate is 16.5% for the year ended 31 December 2016 (2015: 16.5%). Hong Kong profits tax was not been provided as the Group did not have any assessable profit subject to Hong Kong profits tax for the year ended 31 December 2016 (2015: nil).

#### PRC corporate income tax

The income tax provision of the Group in respect of operations in Mainland China has been calculated at the applicable tax rate on the estimated assessable profits for the years ended 31 December 2015 and 2016, based on the existing legislation, interpretations and practices in respect thereof.

The corporate income tax rate applicable to the group entities located in Mainland China is 25% according to the Corporate Income Tax Law of the PRC (the "CIT Law") effective on 1 January 2008.

#### LAT

Pursuant to the requirements of the Provisional Regulations of the PRC on LAT effective on 1 January 1994, and the Detailed Implementation Rules on the Provisional Regulations of the PRC on LAT effective on 27 January 1995, all income from the sale or transfer of state-owned land use rights, buildings and their attached facilities in the PRC is subject to LAT at progressive rates ranging from 30% to 60% of the appreciation value, with an exemption provided for sales of ordinary residential properties if their appreciation values do not exceed 20% of the sum of the total deductible items.

The Group has made provision of LAT for sales of properties according to the aforementioned progressive rates.

## Notes to the Consolidated Financial Statements

### 10 Income tax expenses (continued)

#### Overseas income tax

The Company was incorporated in the Cayman Islands as an exempted company with limited liability under the Companies Law of the Cayman Islands and, is exempted from Cayman Islands income tax. The Company's direct subsidiary in the British Virgin Islands (the "BVI") was incorporated under the Business Companies Act of the British Virgin Islands and is exempted from British Virgin Islands income tax.

#### PRC dividend withholding income tax

Pursuant to the Detailed Implementation Regulations for implementation of the CIT Law issued on 6 December 2007, dividends distributed from the profits generated by the PRC companies after 1 January 2008 to their foreign investors shall be subject to this withholding income tax of 10%, a lower 5% withholding income tax rate may be applied when the immediate holding companies of the PRC subsidiaries are incorporated in Hong Kong and fulfil the requirements to the tax treaty arrangements between the PRC and Hong Kong. The Group has not accrued any withholding income tax for these undistributed earnings of its PRC subsidiaries as the Group does not have a plan to distribute these earnings from its PRC subsidiaries.

### 11 Earnings per share

Basic earnings per share is calculated by dividing the profit attributable to owners of the Company by the weighted average number of ordinary shares in issue during the years ended 31 December 2015 and 2016. In determining the weighted average number of ordinary shares in issue, 100 shares issued during the reorganisation of the Group for the preparation of the listing of the Company and 1,012,499,000 shares issued by way of capitalisation were deemed to have been issued since 1 January 2015.

	Year ended 31 December	
	2016	2015
Profit attributable to owners of the Company (RMB'000) . . . . .	<b>1,292,339</b>	1,432,813
Weighted average number of shares in issue . . . . .	<b>1,341,078,000</b>	1,012,499,175
Basic and diluted earnings per share (RMB per share) . . . . .	<b>0.96</b>	1.42

The Company did not have any dilutive potential ordinary shares outstanding for the year ended 31 December 2016 (2015: same). Diluted earnings per share is equal to basic earnings per share.

### 12 Dividend

The directors of the Company did not recommend the payment of any dividend for the year ended 31 December 2016 (2015: same).



## Notes to the Consolidated Financial Statements

### 13 Property, plant and equipment

	Buildings RMB'000	Office equipment RMB'000	Motor vehicles RMB'000	Leasehold improvements and furniture, fitting and equipment RMB'000	Assets under construction RMB'000	Total RMB'000
<b>As at 1 January 2015</b>						
Cost .....	18,624	21,757	31,045	—	425,199	496,625
Accumulated depreciation .....	(8,668)	(7,395)	(16,698)	—	—	(32,761)
Net book amount .....	<u>9,956</u>	<u>14,362</u>	<u>14,347</u>	<u>—</u>	<u>425,199</u>	<u>463,864</u>
<b>Year ended 31 December 2015</b>						
Opening net book amount .....	9,956	14,362	14,347	—	425,199	463,864
Additions .....	—	1,879	2,024	—	388,571	392,474
Disposals .....	—	(5)	(1,412)	—	—	(1,417)
Depreciation .....	(3,708)	(4,389)	(6,000)	—	—	(14,097)
Closing net book amount .....	<u>6,248</u>	<u>11,847</u>	<u>8,959</u>	<u>—</u>	<u>813,770</u>	<u>840,824</u>
<b>At 31 December 2015</b>						
Cost .....	18,624	23,536	29,548	—	813,770	885,478
Accumulated depreciation .....	(12,376)	(11,689)	(20,589)	—	—	(44,654)
Net book amount .....	<u>6,248</u>	<u>11,847</u>	<u>8,959</u>	<u>—</u>	<u>813,770</u>	<u>840,824</u>
<b>Year ended 31 December 2016</b>						
Opening net book amount .....	6,248	11,847	8,959	—	813,770	840,824
Acquisition of a subsidiary and consolidations of entities previously held as joint ventures (Note 37, 38) .....	87,251	972	4,428	6,167	—	98,818
Additions .....	—	8,487	17,439	43,052	331,259	400,237
Transfer .....	570,231	—	—	—	(570,231)	—
Disposals .....	—	(1,001)	(1,133)	—	—	(2,134)
Depreciation .....	(2,592)	(5,731)	(6,650)	(1,715)	—	(16,688)
Closing net book amount .....	<u>661,138</u>	<u>14,574</u>	<u>23,043</u>	<u>47,504</u>	<u>574,798</u>	<u>1,321,057</u>
<b>At 31 December 2016</b>						
Cost .....	675,656	27,668	44,859	49,219	574,798	1,372,200
Accumulated depreciation .....	(14,518)	(13,094)	(21,816)	(1,715)	—	(51,143)
Net book amount .....	<u>661,138</u>	<u>14,574</u>	<u>23,043</u>	<u>47,504</u>	<u>574,798</u>	<u>1,321,057</u>

Depreciation of the property, plant and equipment has been charged to consolidated income statement as follows:

	<b>Year ended 31 December</b>	
	<b>2016</b>	<b>2015</b>
	<b>RMB'000</b>	<b>RMB'000</b>
Cost of sales .....	789	407
Selling and marketing costs .....	1,978	1,355
Administrative expenses .....	13,921	12,335
	<u>16,688</u>	<u>14,097</u>

## Notes to the Consolidated Financial Statements

### 13 Property, plant and equipment *(continued)*

As at 31 December 2016, all buildings were located in the PRC (31 December 2015: same).

Borrowing costs of RMB63,218,000 have been capitalised in assets under construction for the year ended 31 December 2016 (2015: RMB97,463,000). The capitalisation rate of the borrowings of the year ended 31 December 2016 was 6.81% (2015: 10.50%).

Certain property, plant and equipment of the Group with carrying amount of RMB574,798,000 as at 31 December 2016 (31 December 2015: RMB434,910,000) has been pledged for the borrowings of the Group (Note 28).

### 14 Land use rights

	Year ended 31 December	
	2016 RMB'000	2015 RMB'000
Opening net book amount	483,787	498,590
Acquisition of a subsidiary (Note 38)	10,682	—
Amortisation	(14,951)	(14,803)
Closing net book amount	<u>479,518</u>	<u>483,787</u>

Amounts represent the land use rights of hotels properties. The relevant land use rights are held on leases of 40 years and located in the PRC.

Land use rights with a total carrying amount of RMB479,518,000 as at 31 December 2016 were pledged as collateral for the Group's borrowings (31 December 2015: RMB483,787,000) (Note 28).

### 15 Investment properties

	Year ended 31 December 2016 RMB'000
Opening balance at 1 January	—
Consolidation of entity previously held as a joint venture (Note 37)	3,319,000
Transfer from properties under development	320,000
Addition	57,974
Fair value gains	<u>361,026</u>
Closing balance at 31 December	<u>4,058,000</u>
Total gains for the year recognised in profit or loss and included in "Fair value gains on investment properties" of the consolidated income statement – unrealised	<u>361,026</u>

As at 31 December 2016, the Group had no unprovided contractual obligations for future repairs and maintenance (31 December 2015: not applicable).

As at 31 December 2016, investment properties of RMB4,058,000,000 (31 December 2015: not applicable) were pledged as collateral for the Group's borrowing (Note 28).

Investment properties are completed investment properties which are shopping malls, office buildings and car parks mainly located in Fuzhou and Shanghai. The fair values of the investment properties are expected to be realised through rental income. The Group has measured the deferred tax relating to the temporary differences of these investment properties using the tax rates and the tax bases that are consistent with the expected manner of recovery of these investment properties.

**15 Investment properties** *(continued)*

**(a) Valuation processes of the Group**

The Group's investment properties were valued at 31 December 2016 by independent professionally qualified valuer, Jones Lang LaSalle Corporate Appraisal and Advisory Limited, who holds a recognised relevant professional qualification and has recent experience in the locations and segments of the investment properties valued. For all investment properties, their current use equates to the highest and best use.

The Group's finance department includes a team that reviews the valuations performed by the independent valuer for financial reporting purposes. This team reports directly to the executive directors. Discussion of valuation processes and results are held amongst the executive directors, the valuation team and valuer at least once every six months, in line with the Group's interim and annual reporting process.

At each reporting period end, the finance department:

- Verifies all major inputs to the independent valuation report;
- Assesses property valuations movements when compared to the prior period valuation report; and
- Holds discussions with the independent valuer.

Changes in level 2 and 3 fair values are analysed at each reporting date during the bi-annual valuation discussions between the executive directors and the valuation team. As part of this discussion, the team presents a report that explains the reasons for the fair value movements.

**(b) Valuation techniques**

Fair values of the Group's completed investment properties are derived using the income approach.

This valuation method takes into account the net rental income of a property derived from its existing leases and/or achievable in the existing market with due allowance for the reversionary income potential of the leases, which have been then capitalised to determine the fair value at an appropriate capitalisation rate.

## Notes to the Consolidated Financial Statements

### 15 Investment properties (continued)

#### (c) Information about fair value measurements using significant unobservable inputs (level 3):

	Property category	Fair value at 31 December 2016 <i>RMB'000</i>	Valuation techniques	Unobservable inputs	Range of unobservable inputs
Completed investment properties .....	Commercial properties	3,221,838	Income approach	Term yields Reversionary yields Market rents (RMB/square meter/month)	4.5% 5.0% 60 – 195
Completed investment properties .....	Office buildings	570,000	Income approach	Term yields Reversionary yields Market rents (RMB/square meter/month)	4.5% 5.5% 19 – 87
Completed investment properties .....	Car parks	266,162	Income approach	Term yields Reversionary yields Market rents (RMB/square meter/month)	2.5% 3.0% 48

Relationship of unobservable inputs to fair value:

- The higher the term and reversionary yield, the lower the fair value;
- The higher the market rents, the higher the fair value.

### 16 Investments accounted for using the equity method

#### (a) Investments accounted for using the equity method

(i) The amounts recognised in the consolidated balance sheet are as follows:

	As at 31 December	
	2016 <i>RMB'000</i>	2015 <i>RMB'000</i>
Joint ventures .....	2,603,872	2,440,419
Associate .....	91,660	94,319
	<u>2,695,532</u>	<u>2,534,738</u>

(ii) The amounts recognised in the consolidated income statement are as follows:

	Year ended 31 December	
	2016 <i>RMB'000</i>	2015 <i>RMB'000</i>
Joint ventures .....	445,764	425,874
Associate .....	(2,659)	(3,335)
	<u>443,105</u>	<u>422,539</u>

## Notes to the Consolidated Financial Statements

### 16 Investments accounted for using the equity method (continued)

#### (a) Investments accounted for using the equity method (continued)

(iii) The movement of investments in joint ventures are as follows:

	Year ended 31 December	
	2016	2015
	RMB'000	RMB'000
Opening balances	2,440,419	2,258,165
Capital injections	2,127,957	243,500
Fair value gains on the remeasurement of joint ventures (Note 37)	278,074	—
Deemed disposals of joint ventures (Note 37)	(2,688,342)	—
Profit distribution from joint ventures	—	(487,120)
Share of profits – net	445,764	425,874
	<u>2,603,872</u>	<u>2,440,419</u>

(b) Set out below are major joint ventures and associates of the Group as at 31 December 2016. The place of incorporation or registration is also their principal place of business.

Name of entity		Place of incorporation and business	% of ownership interest	Measurement method	Principal activities
<b>Joint ventures</b>					
福州利博順泰房地產開發有限公司	Fuzhou Liboshuntai Property Development Co., Ltd. (“Fuzhou Liboshuntai”)	PRC	50%	Equity	Property development
海融(漳州)房地產有限公司	Hairong (Zhangzhou) Property Co., Ltd.	PRC	50%	Equity	Property development
上海愷泰房地產開發有限公司	Shanghai Kaitai Property Development Co., Ltd. (“Shanghai Kaitai”)	PRC	50% (Note(ii))	Equity	Property development
上海愷岱房地產開發有限公司	Shanghai Kaidai Property Development Co., Ltd.	PRC	50%	Equity	Property development
南京愷璟晟房地產開發有限公司	Nanjing Kaijingsheng Property Development Co., Ltd.	PRC	49% (Note(i),(ii))	Equity	Property development
杭州信辰置業有限公司	Hangzhou Xincheng Property Co., Ltd.	PRC	34% (Note(i))	Equity	Property development
杭州眾旭置業有限公司	Hangzhou Zhongxu Property Co., Ltd.	PRC	30% (Note(i))	Equity	Property development
<b>Associate</b>					
漳州市萬科濱江置業有限公司	Zhangzhou City Wankebinjiang Property Co., Ltd.	PRC	20%	Equity	Property development

## Notes to the Consolidated Financial Statements

### 16 Investments accounted for using the equity method *(continued)*

(b) Set out below are major joint ventures and associates of the Group as at 31 December 2016. The place of incorporation or registration is also their principal place of business. *(continued)*

- (i) According to the cooperation agreements with other co-developers or articles of associations, where applicable, the significant decision makings over the relevant activities of these entities require the unanimous consent of the Group, consequently, the Group considers it has joint controls over these entities.
- (ii) As at 31 December 2016, the Group has provided guarantee to borrowings of its joint ventures, Nanjing Kaijingsheng Property Development Co., Ltd. and Shanghai Kaidai amounted to RMB3,000,000,000 and RMB166,910,000 respectively (31 December 2015: the Group has provided guarantee to borrowings of its joint ventures, Shanghai Kaidai, Shiou Group and Fuzhou Liboshuntai, amounted to RMB296,910,000, RMB2,689,500,000 and RMB45,000,000, respectively).

### (c) Summarised financial information for joint ventures and associate

- (i) Set out below is the summarised financial information for Fuzhou Liboshuntai for the year ended 31 December 2016.

#### Summarised balance sheet

	As at 31 December	
	2016 RMB'000	2015 RMB'000
<b>ASSETS</b>		
<b>Non-current assets</b>		
Other non-current assets	42	88
	<u>42</u>	<u>88</u>
<b>Current</b>		
Properties under development	—	509,727
Completed properties held for sale	337,634	447,312
Amounts due from shareholders	634,010	574,010
Trade and other receivables	26,291	107,570
Prepaid income tax	—	22,560
Cash and cash equivalents	65,047	248,719
	<u>1,062,982</u>	<u>1,909,898</u>
<b>Total assets</b>	<u>1,063,024</u>	<u>1,909,986</u>
<b>LIABILITIES</b>		
<b>Non-current liabilities</b>		
Borrowings	—	195,000
<b>Current liabilities</b>		
Borrowings	—	150,000
Advances received from pre-sale properties	19,932	1,336,290
Trade and other payables	315,846	62,000
Current income tax liabilities	198,869	—
	<u>534,647</u>	<u>1,548,290</u>
<b>Total liabilities</b>	<u>534,647</u>	<u>1,743,290</u>
<b>Net assets</b>	<u>528,377</u>	<u>166,696</u>

## Notes to the Consolidated Financial Statements

### 16 Investments accounted for using the equity method *(continued)*

#### (c) Summarised financial information for joint ventures and associate *(continued)*

- (i) Set out below is the summarised financial information for Fuzhou Liboshuntai for the year ended 31 December 2016. *(continued)*

#### Summarised income statement and statement of comprehensive income

	Year ended 31 December	
	2016 RMB'000	2015 RMB'000
Revenue .....	<b>1,792,012</b>	856,162
Cost of sales .....	<b>(1,161,613)</b>	(586,648)
Selling and marketing costs .....	<b>(11,559)</b>	(20,580)
Administrative expenses .....	<b>(6,238)</b>	(10,568)
Interest income .....	<b>351</b>	461
Other income and other expenses, net .....	<b>843</b>	266
Profit before income tax .....	<b>613,796</b>	239,093
Income tax expenses .....	<b>(252,115)</b>	(99,727)
<b>Profit for the year</b> .....	<b>361,681</b>	139,366
Other comprehensive income .....	—	—
<b>Total comprehensive income for the year</b> .....	<b>361,681</b>	139,366
The joint venture's commitments .....	—	862,796
The joint venture's financial guarantee contracts .....	<b>1,327,803</b>	1,092,489

No dividend has been paid or declared by Fuzhou Liboshuntai since its establishment.

#### Reconciliation of the summarised financial information presented to the carrying amount of the Group's interest in Fuzhou Liboshuntai

	Year ended 31 December	
	2016 RMB'000	2015 RMB'000
<b>Opening net assets</b> .....	<b>166,696</b>	27,330
Profit and total comprehensive income for the year .....	<b>361,681</b>	139,366
<b>Closing net assets</b> .....	<b>528,377</b>	166,696
Interest in joint ventures .....	<b>264,189</b>	83,348
Carrying value of the Group's interest in Fuzhou Liboshuntai .....	<b>264,189</b>	83,348



## Notes to the Consolidated Financial Statements

### 16 Investments accounted for using the equity method *(continued)*

#### (c) Summarised financial information for joint ventures and associate *(continued)*

- (ii) Set out below is the summarised financial information for Shanghai Kaitai for the year ended 31 December 2016.

#### Summarised balance sheet

	As at 31 December	
	2016 RMB'000	2015 RMB'000
<b>ASSETS</b>		
<b>Non-current assets</b>		
Deferred tax assets . . . . .	—	4,143
Other non-current assets . . . . .	33	49
	<u>33</u>	<u>4,192</u>
<b>Current</b>		
Properties under development . . . . .	5,993,742	6,082,054
Completed properties held for sale . . . . .	2,140,797	—
Trade and other receivables . . . . .	47,022	36,750
Prepaid income taxes . . . . .	—	21,266
Cash and cash equivalents . . . . .	787,291	609,651
	<u>8,968,852</u>	<u>6,749,721</u>
<b>Total assets . . . . .</b>	<u><b>8,968,885</b></u>	<u><b>6,753,913</b></u>
<b>LIABILITIES</b>		
<b>Non-current liabilities</b>		
Borrowings . . . . .	333,820	593,820
<b>Current liabilities</b>		
Advances received from pre-sales of properties . . . . .	2,503,322	1,057,158
Amounts due to shareholders . . . . .	1,420,910	1,425,536
Trade and other payables . . . . .	2,082,615	1,679,830
Current income tax liability . . . . .	212,685	—
	<u>6,219,532</u>	<u>4,162,524</u>
<b>Total liabilities . . . . .</b>	<u><b>6,553,352</b></u>	<u><b>4,756,344</b></u>
<b>Net assets . . . . .</b>	<u><b>2,415,533</b></u>	<u><b>1,997,569</b></u>

## Notes to the Consolidated Financial Statements

### 16 Investments accounted for using the equity method *(continued)*

#### (c) Summarised financial information for joint ventures and associate *(continued)*

- (ii) Set out below is the summarised financial information for Shanghai Kaitai for the year ended 31 December 2016. *(continued)*

#### Summarised income statement and statement of comprehensive income

	Year ended 31 December	
	2016 RMB'000	2015 RMB'000
Revenue .....	1,543,346	—
Cost of sales .....	(814,564)	—
Selling and marketing costs .....	(13,666)	(11,407)
Administrative expenses .....	(1,197)	(3,088)
Interest income .....	2,214	656
Other income .....	119	—
Profit/(loss) before income tax .....	716,252	(13,839)
Income tax (expense)/credit .....	(298,288)	3,459
<b>Profit/(loss) for the year</b> .....	<b>417,964</b>	<b>(10,380)</b>
Other comprehensive income .....	—	—
<b>Total comprehensive income/(loss) for the year</b> .....	<b>417,964</b>	<b>(10,380)</b>
The joint venture's commitments .....	2,278,337	1,840,726
The joint venture's financial guarantee contracts .....	521,654	95,079

No dividend has been paid or declared by the joint venture since its establishment.

#### Reconciliation of the summarised financial information presented to the carrying amount of the Group's interest in Shanghai Kaitai

	Year ended 31 December	
	2016 RMB'000	2015 RMB'000
<b>Opening net assets</b> .....	<b>1,997,569</b>	<b>2,007,949</b>
Profit/(loss) and total comprehensive income/(loss) .....	417,964	(10,380)
<b>Closing net assets</b> .....	<b>2,415,533</b>	<b>1,997,569</b>
Interest in joint ventures .....	1,207,767	998,785
<b>Carrying value of the Group's interest in Shanghai Kaitai</b> .....	<b>1,207,767</b>	<b>998,785</b>

## Notes to the Consolidated Financial Statements

### 16 Investments accounted for using the equity method *(continued)*

#### (c) Summarised financial information for joint ventures and associate *(continued)*

- (iii) The Group's interests in joint ventures, other than Fuzhou Liboshuntai and Shanghai Kaitai, which are individually immaterial to the Group, as at 31 December 2016 are RMB1,131,916,000 (31 December 2015: RMB1,358,286,000). Set out below is the summarised financial information of the Group's interests in these individually immaterial joint ventures in aggregate.

	Year ended 31 December	
	2016	2015
	RMB'000	RMB'000
The Group's share of these joint ventures':		
– profit for the year	55,941	38,804
– other comprehensive income	—	—
– total comprehensive income for the year	<u>55,941</u>	<u>38,804</u>

- (iv) The Group's interests in associate which are immaterial to the Group as at 31 December 2016 are RMB91,660,000 (31 December 2015: RMB94,319,000). Set out below is the summarised financial information in respect of the Group's interests in the associate.

	Year ended 31 December	
	2016	2015
	RMB'000	RMB'000
The Group's share of the associate's:		
– loss for the year	(2,659)	(3,335)
– other comprehensive income	—	—
– total comprehensive loss for the year	<u>(2,659)</u>	<u>(3,335)</u>

### 17 Financial instruments by category

	As at 31 December	
	2016	2015
	RMB'000	RMB'000
<b>Financial assets:</b>		
Loans and receivables		
– Trade receivable, notes receivables and other receivables	2,424,591	433,163
– Amounts due from joint ventures	229,101	—
– Amounts due from customers for contract works	1,249,435	143,361
– Restricted cash	907,034	74,458
– Cash and cash equivalents	11,525,557	2,742,466
– Term deposits	4,317,169	1,021,799
– Available-for-sale financial assets	57,724	87,000
	<u>20,710,611</u>	<u>4,502,247</u>
<b>Financial liabilities:</b>		
Liabilities at amortised cost		
– Trade and other payables, excluding accrual for staff costs and allowances and other taxes payable	10,620,085	2,177,971
– Amounts due to a joint venture and other related parties	1,474,137	265,007
– Borrowings	39,417,264	16,372,563
	<u>51,511,486</u>	<u>18,815,541</u>

## Notes to the Consolidated Financial Statements

### 18 Properties under development and completed properties held for sale

	As at 31 December	
	2016 RMB'000	2015 RMB'000
Properties under development:		
– Construction costs	7,173,551	3,868,688
– Capitalised interests	4,843,820	3,082,275
– Land use rights	19,597,345	16,387,466
	<u>31,614,716</u>	<u>23,338,429</u>
Completed properties held for sale:		
– Construction costs	4,480,617	878,999
– Capitalised interests	952,358	200,704
– Land use rights	2,139,792	222,185
	<u>7,572,767</u>	<u>1,301,888</u>

Properties under development and completed properties held for sale of the Group are all located in the PRC and expected to be completed and available for sale within one operating cycle. The relevant land use rights are on leases of 40 to 70 years.

The capitalisation rate of the borrowings was 6.81% for the year ended 31 December 2016 (2015: 10.50%).

Completed properties held for sale and properties under development with a total carrying amount of RMB24,570,618,000 as at 31 December 2016 were pledged as collateral for the Group's borrowings (31 December 2015: RMB14,045,568,000) (Note 28).

### 19 Trade and other receivables and prepayments

	As at 31 December	
	2016 RMB'000	2015 RMB'000
Trade receivables (Note (a))	109,051	26,804
Notes receivable	1,305	—
Other receivables		
– Amounts due from minority shareholders	1,351,105	—
– Bidding deposits for acquisition of land use rights	40,000	181,880
– Deposits for construction contracts (Note (b))	64,545	98,482
– Receivables from local governments	440,845	66,627
– Others	417,740	59,370
	<u>2,314,235</u>	<u>406,359</u>
Prepayments		
– Prepayments for acquisition of land use rights	28,897,965	1,061,285
– Prepaid value added tax, business taxes and other taxes	763,305	345,472
– Others	17,464	28,645
	<u>29,678,734</u>	<u>1,435,402</u>
Trade and other receivables and prepayments	<u>32,103,325</u>	<u>1,868,565</u>

## Notes to the Consolidated Financial Statements

### 19 Trade and other receivables and prepayments (continued)

(a) Aging analysis of the trade receivables based on invoice date is as follows:

	As at 31 December	
	2016 RMB'000	2015 RMB'000
Within one year .....	<b>82,856</b>	23,708
Over one year .....	<b>26,195</b>	3,096
	<b><u>109,051</u></b>	<b><u>26,804</u></b>

Proceeds receivable in respect of sale of properties is settled in accordance with the terms stipulated in the sale and purchase agreements. Generally, purchasers of properties are required to settle the balance within 90 days as specified in the sales and purchase agreements.

As at 31 December 2016, trade receivables of RMB26,195,000 were past due but not impaired (31 December 2015: RMB3,096,000). These relate to a number of independent customers for whom there is no significant financial difficulty. Management is of the view that the overdue amounts can be recovered as the Group is entitled to take over legal title and possession of underlying properties for re-sales.

- (b) The amounts represented deposits for construction contracts of resettlement housing (Note 20).
- (c) As at 31 December 2016, the Group's trade receivables, notes receivables and other receivables were all denominated in RMB (31 December 2015: same).
- (d) As at 31 December 2016, the Group's maximum exposure to credit risk was the carrying value of each class of receivables mentioned above (31 December 2015: same). No material trade and other receivables were impaired as at 31 December 2016 (31 December 2015: same).

### 20 Amounts due from customers for contract works

	As at 31 December	
	2016 RMB'000	2015 RMB'000
Contracts in progress at the end of the year:		
Contract costs incurred plus recognised profits .....	<b>1,450,891</b>	272,601
Less: progress billings .....	<b>(201,456)</b>	(129,240)
	<b><u>1,249,435</u></b>	<b><u>143,361</u></b>

Amounts due from customers for contract works arise from the Group's involvement in constructions of resettlement housing and land development projects.

According to the agreements of acquisition of land use rights entered into with certain local governments, as part of the consideration to obtain the land use rights, certain subsidiaries of the Group were required to construct houses for the respective governments.

According to an agreement with a local government, the Group is given the right to carry out construction and preparation works in respect of land infrastructure and ancillary public facilities in a land development project located in Zhengzhou. When the land plots are sold by the local governments, the Group is entitled to receive from the local authorities a proportion of the proceeds from the sale of the land plots (including related public utilities fees, if any).

## Notes to the Consolidated Financial Statements

### 21 Restricted cash

	As at 31 December	
	2016	2015
	RMB'000	RMB'000
Restricted cash from properties presale proceeds	488,329	62,810
Security for borrowings	324,336	11,648
Security for issuance of commercial bills	94,369	—
	<u>907,034</u>	<u>74,458</u>

The restricted cash as at 31 December 2016 and 2015 was denominated in RMB.

### 22 Cash and cash equivalents and term deposits

	As at 31 December	
	2016	2015
	RMB'000	RMB'000
Cash and cash equivalents denominated in: (Note (a))		
– RMB	11,472,816	2,731,751
– US\$	36,550	10,675
– HK\$	16,191	40
	<u>11,525,557</u>	<u>2,742,466</u>
Term deposits: (Note (a) & (b))		
– RMB	2,344,980	322,751
– US\$	1,972,189	699,048
	<u>4,317,169</u>	<u>1,021,799</u>

- (a) The conversion of RMB denominated balances into foreign currencies and the remittance of such foreign currencies out of the PRC are subject to relevant rules and regulations of foreign exchange control promulgated by the PRC government.
- (b) The weighted average effective interest rate of the Group's term deposits as at 31 December 2016 is 0.58% per annum (31 December 2015: 1.42%). As at 31 December 2016, term deposits of RMB640,000,000 (31 December 2015: nil) will be matured after 1 year and included in the non-current assets of the consolidated balance sheet. The carrying amounts of the Group's term deposits approximate their fair values, as the impact of discounting is not significant.

### 23 Available-for-sale financial assets

	Year ended 31 December	
	2016	2015
	RMB'000	RMB'000
At 1 January	87,000	21,000
Additions	222,000	86,000
Disposals	(251,276)	(20,000)
At 31 December	57,724	87,000
Less: non-current portion	(33,724)	(46,000)
Current portion	<u>24,000</u>	<u>41,000</u>

## Notes to the Consolidated Financial Statements

### 23 Available-for-sale financial assets (continued)

The Group's available-for-sale financial assets mainly represent the Group's investments in wealth management products, which can be redeemed upon request by the Group:

	As at 31 December	
	2016 RMB'000	2015 RMB'000
Wealth management products issued by:		
– big four commercial banks of the PRC .....	24,000	40,000
– trust company .....	33,724	46,000
– asset management company .....	—	1,000
	<u>57,724</u>	<u>87,000</u>

The available-for-sale financial assets are denominated in RMB as at 31 December 2016 (31 December 2015: same).

The maximum exposure to credit risk at 31 December 2015 and 2016 is the carrying value of the investments classified as available-for-sale. None of these financial assets is either past due or impaired.

### 24 Share capital and share premium

	Number of ordinary shares	Nominal value of ordinary shares HK\$	Equivalent nominal value of ordinary shares RMB'000	Share premium RMB'000	Total RMB'000
At 1 January 2015 .....	100	0.001	—	—	—
Capital injection from the then shareholder of the Company (Note (a)) .....	900	0.009	—	989,745	989,745
At 31 December 2015 .....	1,000	0.01	—	989,745	989,745
At 1 January 2016 .....	1,000	0.01	—	989,745	989,745
Issue of shares in connection with the capitalisation issue (Note(b)) .....	1,012,499,000	10,125	9	(9)	—
Issue of shares in connection with the Company's listing (Note(c)) .....	339,848,000	3,398	3	1,540,694	1,540,697
Share issuance costs (Note(c)) .....	—	—	—	(44,761)	(44,761)
At 31 December 2016 .....	<u>1,352,348,000</u>	<u>13,523</u>	<u>12</u>	<u>2,485,669</u>	<u>2,485,681</u>

The authorised share capital of the Company as at 31 December 2015 and 2016 was HK\$380,000 divided into 38,000,000,000 shares.

#### (a) Capital injection

During the year ended 31 December 2015, the Company allotted and issued 900 shares to Dingxin Company Limited ("Dingxin"), the immediate parent company of the Company, at a consideration of US\$161,300,000 (equivalent to RMB989,745,000).

#### (b) Capitalisation issue

On the Listing Date, the Company issued 1,012,499,000 ordinary shares at par value of HK\$0.00001 each to holders of shares on the register of members of the Company at the close of business on the business day immediately preceding the Listing Date by way of capitalisation of an amount of HK\$10,125 standing to the credit of the share premium account of the Company.



## Notes to the Consolidated Financial Statements

### 24 Share capital and share premium *(continued)*

#### (c) Issue of shares in connection with the Company's listing

On the Listing Date, the Company issued a total of 337,500,000 ordinary shares of HK\$0.00001 each at a price of HK\$5.36 per share as a result of the completion of the initial public offering.

On 28 January 2016, 2,348,000 shares were issued according to the over-allotment option described in the prospectus of the Company dated 31 December 2015 at a price of HK\$5.36 per share.

Number of total issued shares of the Company was increased to 1,352,348,000 shares upon completion of the capitalisation issue, the initial public offering and exercise of over-allotment option.

Share issuance costs of RMB44,761,000 that were directly attributable to the issuance of ordinary shares in connection with the initial public offering and the exercise of over-allotment option were treated as a deduction from share premium.

### 25 Capital reserves

Capital reserves mainly represented accumulated capital contribution from the then shareholders of the group companies.

### 26 Statutory reserves

In accordance with relevant rules and regulations in the PRC, when declaring dividend, the Group's PRC subsidiaries are required to appropriate not less than 10% of their profit after taxation calculated under PRC accounting rules and regulations to the statutory reserve fund, until the accumulated total of the fund reaches 50% of the registered capital of the respective companies. The statutory reserve fund can only be used, upon approval by the relevant authority, to offset losses brought forward from prior years or to increase the paid up capital of respective companies.

### 27 Perpetual Capital Instruments

During the year ended 31 December 2016, certain group companies issued certain subordinated Perpetual Capital Instruments (the "Perpetual Capital Instruments"). The Perpetual Capital Instruments do not have maturity dates and the distribution payments can be deferred at the discretion of either the group companies or the Company. Therefore, the Perpetual Capital Instruments are classified as equity instruments and recorded in equity in the consolidated balance sheet. When the group companies or the Company elects to declare dividends to their shareholders, the group companies shall make distributions to the holders of Perpetual Capital Instruments at the distribution rates as defined in the subscription agreements. Movements of the Perpetual Capital Instruments are as follows:

	Principal RMB'000	Distribution/ appropriation of profit RMB'000	Total RMB'000
Balance as at 1 January 2016 .....	—	—	—
Issuance of Perpetual Capital Instruments .....	4,700,000	—	4,700,000
Redemption of Perpetual Capital Instruments .....	(1,500,000)	—	(1,500,000)
Profit attributable to holders of Perpetual Capital Instruments .....	—	102,019	102,019
Distributions made to holders of Perpetual Capital Instruments .....	—	(69,486)	(69,486)
Balance as at 31 December 2016 .....	<u>3,200,000</u>	<u>32,533</u>	<u>3,232,533</u>

## Notes to the Consolidated Financial Statements

### 28 Borrowings

	As at 31 December 2016 RMB'000	2015 RMB'000
Borrowings included in non-current liabilities:		
Bank borrowings – secured (Note (f))	6,246,252	1,622,000
Other borrowings – secured (Note (a), (f))	17,322,660	10,779,100
– made by entrusted banks	16,240,500	8,448,000
– made by financial institutions directly	1,082,160	2,331,100
Asset backed securities (Note (b))	827,200	—
Public Corporate Bonds – unsecured (Note (c))	2,453,928	1,171,463
Private Corporate Bonds – unsecured (Note (d))	8,407,269	—
Senior notes – unsecured (Note (e))	1,178,955	—
Less: current portion of non-current borrowings	(4,752,520)	(6,646,500)
	<u>31,683,744</u>	<u>6,926,063</u>
Borrowings included in current liabilities:		
Bank borrowings – secured (Note (f))	200,000	—
Other borrowings – secured (Note (a), (f))	2,781,000	2,800,000
– made by entrusted banks	1,890,000	—
– made by financial institutions directly	891,000	2,800,000
Current portion of non-current borrowings	4,752,520	6,646,500
	<u>7,733,520</u>	<u>9,446,500</u>
Total borrowings	<u>39,417,264</u>	<u>16,372,563</u>

- (a) Certain group companies in the PRC have entered into fund arrangements with trust companies, security companies and assets management companies, respectively, pursuant to which these financial institutions raised funds and injected them, directly or through entrusted banks, to the group companies. Certain equity interests of the group companies were held by the financial institutions as collaterals of which the Group is obligated to redeem at predetermined prices (Note 35(c)). The funds bear fixed interest rates and have fixed repayment terms.
- (b) In July 2016, the Group issued asset-back securities which are backed by the receivables for the balance payment of properties sold with a three-year tenure and coupon rates ranged from 4.8% to 5.4%. The asset-back securities of the Group amounted to RMB827,200,000 as at 31 December 2016 (31 December 2015: nil).
- (c) During the year ended 31 December 2015, Rongxin (Fujian) Investment Group Co., Ltd. (“Rongxin Fujian”), a group company incorporated in PRC, was authorised by relevant PRC government authorities to publicly issue corporate bonds with an aggregate principal amount of up to RMB2.5 billion to qualified investors (“Public Corporate Bonds”). As at 31 December 2016, the aggregated principal amounts of the issued Public Corporate Bonds is RMB2.5 billion, and the maturity dates are 3 years from the issuance dates. The coupon rates of the issued Public Corporate Bonds ranged from 6.2% to 6.4% per annum. Upon the maturity dates, Rongxin Fujian has an option to increase the coupon rate by not more than 1% and extend the maturity of the bonds with an additional 2 years while the bonds holders can choose to redeem the bonds.

## Notes to the Consolidated Financial Statements

### 28 Borrowings (continued)

- (d) During the year ended 31 December 2015, Rongxin Fujian was authorised by relevant PRC government authorities to privately issue corporate bonds with an aggregate principal amount of up to RMB8.5 billion to qualified investors ("Private Corporate Bonds"). As at 31 December 2016, the aggregated principal amounts of the issued Private Corporate Bonds is RMB8.5 billion, and the maturity dates are 2 – 3 years from the issuance dates. The coupon rates of the issued Private Corporate Bonds ranged from 5.80% to 7.89% per annum. Upon the maturity dates, Rongxin Fujian has an option to increase the coupon rate of RMB7.5 billion of the Private Corporate Bonds and extend the maturity of these bonds with an additional 1 – 2 years while the bonds holders can choose to redeem the bonds.
- (e) In December 2016, the Company issued 6.95%, 3 years senior notes, with aggregated nominal value of US\$175,000,000 at 98.547% of the face value. The net proceeds, after deducting the issuance costs, accounting to US\$169,816,000 (equivalent to approximately RMB1,178,011,000). The senior notes are denominated in US\$. The Company shall, at the option of any holder of the senior notes, repurchase all of the senior notes held by such holder at any time on or after 8 December 2018 at 100.00% of the principal amount of such senior notes plus accrued and unpaid interest. The senior notes are guaranteed by certain existing non-PRC subsidiaries of the Group.
- (f) As at 31 December 2016, the Group's secured bank and other borrowings were secured by the Group's assets which include completed properties held for sale, properties under development, investment properties, property, plant and equipment, land use rights, equity interests of certain subsidiaries and restricted cash (31 December 2015: secured by completed properties held for sale, properties under development, property, plant and equipment, land use rights, equity interests of certain subsidiaries and restricted cash). In addition to pledge of the Group's assets, Mr. Ou has provided personal guarantee for the bank and other borrowings of RMB1,850,951,000 as at 31 December 2016 (31 December 2015: RMB7,912,000,000).
- (g) The exposure of borrowings to interest-rate changes and the contractual repricing dates or maturity dates whichever is earlier is as follows:

	As at 31 December	
	2016 RMB'000	2015 RMB'000
6 months or less	3,969,852	5,343,000
6 – 12 months	5,903,000	4,395,100
1 – 5 years	28,624,912	6,634,463
Over 5 years	919,500	—
Total	39,417,264	16,372,563

- (h) The maturity of the borrowings is as follows:

	As at 31 December	
	2016 RMB'000	2015 RMB'000
Within 1 year	7,733,520	9,446,500
1 – 2 years	18,061,179	4,654,600
2 – 5 years	12,703,065	2,271,463
Over 5 years	919,500	—
Total	39,417,264	16,372,563

## Notes to the Consolidated Financial Statements

### 28 Borrowings (continued)

- (i) The weighted average effective interest rates are as follows:

	As at 31 December	
	2016	2015
Bank borrowings	5.54%	6.89%
Other borrowings	6.64%	11.28%
Asset backed securities	5.62%	—
Public Corporate Bonds	7.31%	6.41%
Private Corporate Bonds	7.98%	—
Senior notes	8.25%	—
Weighted average effective interest rates	<u>6.81%</u>	<u>10.50%</u>

- (j) The Group's borrowings are denominated in:

	As at 31 December	
	2016 RMB'000	2015 RMB'000
– RMB	38,238,309	16,372,563
– US\$	1,178,955	—
	<u>39,417,264</u>	<u>16,372,563</u>

- (k) The fair value of senior notes included in non-current borrowings as at 31 December 2016 is RMB1,196,154,000, which is quoted in Singapore Exchange Ltd. and within level 1 of the fair value hierarchy. The carrying amounts of borrowings other than senior notes approximate their fair values as at 31 December 2016 as either the impact of discounting is not significant or the borrowings carry floating rates of interests (31 December 2015: same).

### 29 Deferred income tax

The analysis of deferred tax assets and deferred tax liabilities is as follows:

	As at 31 December	
	2016 RMB'000	2015 RMB'000
Deferred tax assets		
– Deferred tax assets to be recovered within 12 months	170,182	48,732
– Deferred tax assets to be recovered after 12 months	88,767	102,550
	<u>258,949</u>	<u>151,282</u>
Deferred tax liabilities		
– Deferred tax liabilities to be recovered within 12 months	(186,875)	—
– Deferred tax liabilities to be recovered after 12 months	(1,292,658)	—
	<u>(1,479,533)</u>	<u>—</u>
Deferred tax (liabilities)/assets – net	<u>(1,220,584)</u>	<u>151,282</u>

## Notes to the Consolidated Financial Statements

### 29 Deferred income tax (continued)

The gross movement on the deferred tax accounts is as follows:

	Year ended 31 December	
	2016 RMB'000	2015 RMB'000
At 1 January	151,282	134,412
(Charged)/credited to the consolidated income statement (Note 10)	(31,193)	16,870
Acquisition of a subsidiary and consolidations of entities previously held as joint ventures (Note 37, 38)	(1,340,673)	—
At 31 December	<u>(1,220,584)</u>	<u>151,282</u>

The movement in deferred tax assets and liabilities during the year, without taking into consideration the offsetting of balances with the same tax jurisdiction, is as follows:

	Deferred tax assets – tax losses and others RMB'000	Deferred tax liabilities – fair value gains RMB'000
At 1 January 2015	134,412	—
Credited to the consolidated income statement (Note 10)	16,870	—
At 31 December 2015	<u>151,282</u>	<u>—</u>
At 1 January 2016	151,282	—
Acquisition of a subsidiary and consolidations of entities previously held as joint ventures (Note 37, 38)	—	(1,340,673)
Credited/(charged) to the consolidated income statement (Note 10)	107,667	(138,860)
At 31 December 2016	<u>258,949</u>	<u>(1,479,533)</u>

Deferred tax liabilities of RMB297,186,000 (31 December 2015: RMB193,158,000) have not been recognised for the withholding tax that would be payable on the unremitted earnings of certain subsidiaries. Such amounts are permanently reinvested.

### 30 Trade and other payables

	As at 31 December	
	2016 RMB'000	2015 RMB'000
Trade payables (Note a)	3,661,156	1,640,102
Amounts due to minority shareholders	5,184,526	—
Interests payable	551,124	61,988
Amounts due to a trust company	388,639	—
Notes payable	323,891	—
Deposits from contractors and suppliers	204,441	125,282
Other taxes payable	223,926	17,537
Accrued payroll	103,236	78,124
Deposits received for sales of properties	95,372	252,607
Others	210,936	97,992
	<u>10,947,247</u>	<u>2,273,632</u>

## Notes to the Consolidated Financial Statements

### 30 Trade and other payables (continued)

(a) The ageing analysis of the trade payables is as follows:

	As at 31 December	
	2016 RMB'000	2015 RMB'000
Within one year . . . . .	<b>1,765,614</b>	1,037,255
Over one year . . . . .	<b>1,895,542</b>	602,847
	<b><u>3,661,156</u></b>	<b><u>1,640,102</u></b>

Trade and other payables as at 31 December 2016 were mainly denominated in RMB (31 December 2015: same).

### 31 Cash (used in)/generated from operations

	Year ended 31 December	
	2016 RMB'000	2015 RMB'000
Profit before income tax . . . . .	<b>2,569,768</b>	2,464,038
Adjustments for:		
– Depreciation of property, plant and equipment (Note 13) . . . . .	<b>16,688</b>	14,097
– Interest income from bank deposits . . . . .	<b>(60,210)</b>	(11,037)
– Net foreign exchange gains . . . . .	<b>(71,336)</b>	(52,663)
– Finance costs on disposal of amounts due from joint ventures and an associate . . . . .	—	74,876
– Amortisation of intangible assets and land use rights . . . . .	<b>1,589</b>	1,035
– Gains from disposal of property, plant and equipment . . . . .	<b>(775)</b>	(638)
– Fair value gains on investment properties . . . . .	<b>(361,026)</b>	—
– Fair value gains on remeasurement of joint ventures . . . . .	<b>(278,074)</b>	—
– Share of profits of investments accounted for using the equity method, net . . . . .	<b>(443,105)</b>	(422,539)
Changes in working capital:		
– Properties under development and completed properties held for sale . . . . .	<b>(1,077,003)</b>	(6,045,188)
– Trade and other receivables . . . . .	<b>(1,419,345)</b>	(200,630)
– Prepayments . . . . .	<b>(28,190,287)</b>	5,903,953
– Pre-sale proceeds received from customers . . . . .	<b>9,618,867</b>	1,983,127
– Trade and other payables . . . . .	<b>4,026,619</b>	288,955
– Restricted cash . . . . .	<b>(519,888)</b>	94,126
Cash (used in)/generated from operations . . . . .	<b><u>(16,187,518)</u></b>	<b><u>4,091,512</u></b>

### 32 Financial guarantee

	As at 31 December	
	2016 RMB'000	2015 RMB'000
Guarantee in respect of mortgage facilities for certain purchasers (Note (a), (b)) . . . . .	<b>17,049,550</b>	6,412,925
Guarantee provided for the borrowings of the joint ventures (Note (b) and Note 16(b)(ii)) . . . . .	<b>3,166,910</b>	3,031,410
	<b><u>20,383,370</u></b>	<b><u>9,444,335</u></b>

## Notes to the Consolidated Financial Statements

### 32 Financial guarantee (continued)

- (a) The Group has arranged bank financing for certain purchasers of the Group's property units and provided guarantees to secure obligations of such purchasers for repayments. Such guarantees terminate upon the earlier of (i) issuance of the real estate ownership certificates which will generally be available within an average period of two to three years upon the completion of guarantee registration; or (ii) the satisfaction of mortgaged loan by the purchasers of properties.

Pursuant to the terms of the guarantees, upon default in mortgage payments by these purchasers, the Group is responsible to repay the outstanding mortgage principals together with accrued interest and penalty owed by the defaulted purchasers to the banks and the Group is entitled to take over the legal title and possession of the related properties. The Group's guarantee period starts from the dates of grant of the mortgages. The directors consider that the likelihood of loss of the Group resulting from the default in payments by purchasers is minimal and therefore the financial guarantee measured at fair value is immaterial.

- (b) Amounts represented the maximum exposure of the guarantees provided by the Group.

### 33 Commitments

- (a) Commitments for property development expenditures and equity investments as at 31 December 2016 were as follows:

	As at 31 December	
	2016 RMB'000	2015 RMB'000
Contracted but not provided for		
– Property development activities . . . . .	4,446,705	4,038,906
– Land use rights . . . . .	9,670,950	3,310,000
– Equity investment . . . . .	526,500	—
	<u>14,644,155</u>	<u>7,348,906</u>

- (b) Operating leases commitments – the Group as lessee

The future aggregate minimum lease payments under non-cancellable operating leases are as follows:

	As at 31 December	
	2016 RMB'000	2015 RMB'000
– Not later than one year . . . . .	16,540	17,948
– Later than one year and not later than three years . . . . .	23,983	9,457
	<u>40,523</u>	<u>27,405</u>



## Notes to the Consolidated Financial Statements

### 34 Related party transactions

(a) Major related parties that had transactions during the year with the Group are as follows:

Related parties	Relationship with the Group
Mr. Ou	Controlling Shareholder and director of the Company
Dingxin	Immediate parent company of the Company
Rongxin (Fujian) Property Management Co., Ltd. 融信(福建)物業管理有限公司	A company controlled by the Controlling Shareholder
Fujian Shiou Property Management Co., Ltd. 福建世歐物業管理有限公司	A company controlled by the Controlling Shareholder
Fuzhou Liboshuntai	Joint Venture
Hairong (Zhangzhou) Property Co., Ltd 海融(漳州)房地產有限公司	Joint Venture
Hangzhou Zhongxu Property Co., Ltd 杭州眾旭置業有限公司	Joint Venture
Hangzhou Xincheng Property Co., Ltd 杭州信辰置業有限公司	Joint Venture
Nanjing Kaijingsheng Property Development Co., Ltd 南京愷璟晟房地產開發有限公司	Joint Venture

The English names of the PRC companies referred to above in this note represent management's best efforts in translating the Chinese names of those companies as no English names have been registered or available.

### (b) Key management compensation

Compensation for key management other than those for directors as disclosed in note 8(a) is set out below.

	<b>Year ended 31 December</b>	
	<b>2016</b>	<b>2015</b>
	<b>RMB'000</b>	<b>RMB'000</b>
Key management compensation:		
– Salaries and other employee benefits . . . . .	<b>2,948</b>	2,059
– Pension costs . . . . .	<b>82</b>	64
	<b><u>3,030</u></b>	<b><u>2,123</u></b>

## Notes to the Consolidated Financial Statements

### 34 Related party transactions (continued)

#### (c) Balances with related parties

	As at 31 December	
	2016 RMB'000	2015 RMB'000
Amounts due from joint ventures:		
– Hangzhou Zhongxu Property Co., Ltd. ....	218,558	—
– Hangzhou Xincheng Property Co., Ltd. ....	8,875	—
– Hairong (Zhangzhou) Property Co., Ltd. ....	1,668	—
	<u>229,101</u>	<u>—</u>
	As at 31 December	
	2016 RMB'000	2015 RMB'000
Amounts due to a joint venture:		
– Nanjing Kaijingsheng Property Development Co., Ltd. ....	1,377,681	—
Amounts due to other related parties:		
– Mr. Ou .....	85,998	237,500
– Fujian Shiou Property Management Co., Ltd. ....	9,967	—
– Dingxin .....	491	460
– Rongxin (Fujian) Property Management Co., Ltd. ....	—	27,047
	<u>1,474,137</u>	<u>265,007</u>

Amounts due from joint ventures as at 31 December 2016 mainly represent the cash advances which are unsecured, interest-free, repayable on demand and denominated in RMB.

Amounts due to a joint venture. Mr. Ou and Dingxin as at 31 December 2016 mainly represent cash advances which are unsecured, interest-free, repayable on demand and denominated in RMB (31 December 2015: same).

Amounts due to Fujian Shiou Property Management Co., Ltd. and Rongxin (Fujian) Property Management Co., Ltd. represent mainly the payables of property management fees which are unsecured, interest free, and to be settled according to agreed terms and are denominated in RMB.

#### (d) Transactions with related parties

Save as disclosed elsewhere in these consolidated financial statements, during the year ended 31 December 2016, the Group had the following transactions with related parties.

The directors of the Company are of the opinion that the following related party transactions were conducted on normal commercial terms and in the ordinary course of business.

#### Property management services provided by related parties

	Year ended 31 December	
	2016 RMB'000	2015 RMB'000
– Fujian Shiou Property Management Co., Ltd. ....	34,373	—
– Rongxin (Fujian) Property Management Co., Ltd. ....	690	38,941
	<u>35,063</u>	<u>38,941</u>

## Notes to the Consolidated Financial Statements

### 35 Particulars of principal subsidiaries

(a) The following is a list of the principal subsidiaries at 31 December 2016:

Name of companies Directly held by the Company:	Type of legal status	Place of operation/ establishment	Principal activities	Authorised/registered/ paid up capital and debt securities	Proportion of ownership interest held by the Group at 31 December		Proportion of ownership interest held by non-controlling interests at 31 December	
					2016	2015	2016	2015
融達有限公司	Limited liability company	BVI	Investment Holdings	Authorised and paid up capital of US\$100	100%	100%	—	—
<b>Indirectly held by the Company:</b>								
融泰有限公司	Limited liability company	Hong Kong	Investment Holdings	Paid up capital of HK\$100	100%	100%	—	—
福建融晨美商務資訊諮詢有限公司	Limited liability company	PRC	Business Information Consultation	Registered capital of RMB100,000,000 and paid up capital of nil	100%	100%	—	—
福州晟業投資有限公司	Limited liability company	PRC	Investment Holdings	Registered and paid up capital of RMB100,000,000	100%	100%	—	—
福州羿恒投資有限公司	Limited liability company	PRC	Investment Holdings	Registered and paid up capital of RMB100,000,000	100%	100%	—	—
融信(福建)投資集團有限公司	Limited liability company	PRC	Property Development	Registered and paid up capital of RMB3,625,000,000; Public Corporate Bond of RMB 2,453,928,000 (Note 28 (c)) and Private Corporate Bond of RMB8,407,269,000 (Note 28 (d))	100%	100%	—	—
融信(福州)置業有限公司	Limited liability company	PRC	Property Development	Registered and paid up capital of RMB189,583,300	80%	91%	20%	9%
融信(廈門)房地產開發有限公司	Limited liability company	PRC	Property Development	Registered and paid up capital of RMB200,000,000	100%	100%	—	—
融信(平潭)投資發展有限公司	Limited liability company	PRC	Property Development	Registered and paid up capital of RMB196,078,400	51%	51%	49%	49%
和美(上海)房地產開發有限公司	Limited liability company	PRC	Property Development	Registered and paid up capital of RMB19,607,843	51%	51%	49%	49%
福建藍湖房地產開發有限公司	Limited liability company	PRC	Property Development	Registered and paid up capital of RMB110,000,000	100%	100%	—	—
杭州愷築融信房地產開發有限公司	Limited liability company	PRC	Property Development	Registered and paid up capital of RMB510,000,000	51%	51%	49%	49%

## Notes to the Consolidated Financial Statements

### 35 Particulars of principal subsidiaries (continued)

(a) The following is a list of the principal subsidiaries at 31 December 2016: (continued)

Name of companies	Type of legal status	Place of operation/ establishment	Principal activities	Authorised/registered/ paid up capital and debt securities	Proportion of ownership interest held by the Group at 31 December		Proportion of ownership interest held by non-controlling interests at 31 December	
					2016	2015	2016	2015
					100%	100%	100%	—
福州融信雙杭投資發展有限公司	Fuzhou Rongxin Shuanghang Investment Development Co., Ltd.	PRC	Property Development	Registered capital of RMB200,000,000 and paid up capital of RMB100,000,000	100%	100%	—	—
融信(福建)置業有限公司	Rongxin (Fujian) Property Co., Ltd.	PRC	Property Development	Registered and paid up capital of RMB100,000,000	100%	100%	—	—
杭州融信悅昇房地產開發有限公司	Hangzhou Rongxin Kaisheng Property Development Co., Ltd.	PRC	Property Development	Registered and paid up capital of RMB1,000,000,000	100%	100%	—	—
福建世歐投資發展有限公司	Fujian Shiou Investment Development Co., Ltd.	PRC	Property Development	Registered and paid up capital of RMB500,000,000 (note(i))	50%	—	50%	—
上海愷譽房地產開發有限公司	Shanghai Kaiyu Property Development Co., Ltd.	PRC	Property Development	Registered and paid up capital of RMB425,000,000 (note(i))	50%	—	50%	—
上海愷冠臻房地產開發有限公司	Shanghai Kaiguanzhen Property Development Co., Ltd.	PRC	Property Development	Registered and paid up capital of RMB5,500,000,000 (note(i))	50%	—	50%	—
福建泰坤貿易有限公司	Fujian Taikun Trading Co., Ltd.	PRC	Investment Holdings	Registered and paid up capital of RMB5,000,000	100%	100%	—	—

(i) After making the assessments and judgments as disclosed in Note 4(a), the Group considers it has control over these entities as at 31 December 2016.

(ii) These entities were controlled by certain non-wholly owned subsidiaries of the Group.

The English names of PRC companies referred to above in this note represent management's best efforts in translating the Chinese names of those companies as no English names have been registered or available.

## Notes to the Consolidated Financial Statements

### 35 Particulars of principal subsidiaries (continued)

- (b) Certain equity interests in the subsidiaries of the Company were pledged for financing arrangements of the Group as at 31 December 2016 (Note 28(b)).

	As at 31 December	
	2016	2015
Percentage of equity interests in:		
– Rongxin (Xiamen) Property Development Co., Ltd. ....	100%	51%
– Hangzhou Kaizhu Rongxin Property Development Co., Ltd. ....	51%	10%
– Hemei (Shanghai) Property Development Co., Ltd. ....	51%	100%
– Hangzhou Rongxin Kaisheng Property Development Co., Ltd. ....	100%	100%
– Changle Rongxin Investment Co., Ltd. ....	10%	100%
– Fujian Taikun Trading Co., Ltd. ....	42%	100%
– Hemei (Zhangzhou) Property Co., Ltd. ....	—	51%
– Fujian Lanhu Property Development Co., Ltd. ....	—	51%
– Rongxin (Fujian) Property Co., Ltd. ....	—	66%
– Rongxin (Fujian) Investment Group Co., Ltd. ....	—	14%
– Rongxin (Pingtan) Investment Development Co., Ltd. ....	—	100%
– Rongxin (Zhangzhou) Property Co., Ltd. ....	—	100%
– Rongda Company Limited ....	100%	—
– Hangzhou Kaize Property Development Co., Ltd. ....	51%	—
– Hangzhou Rongyue Property Development Co., Ltd. ....	51%	—
– Hangzhou Kaixing Property Development Co., Ltd. ....	75%	—
– Hangzhou Rongxin Property Development Co., Ltd. ....	25.5%	—
– Hangzhou Rongyu Property Development Co., Ltd. ....	51%	—
– Hangzhou Kairong Property Development Co., Ltd. ....	26%	—
– Rongxin Xinlingyu (Xiamen) Property Development Co., Ltd. ....	100%	—
– Shanghai Kaiheng Property Development Co., Ltd. ....	50%	—
– Kunshan Rongxin Kaiting Property Development Co., Ltd. ....	50%	—
– Hangzhou Xinhong Property Co., Ltd. ....	70%	—

- (c) Equity interests of certain subsidiaries of the Group as set out below were legally held by the financial institutions as the collateral for the funds injected to the Group of which the Group is obligated to redeem at predetermined prices within certain periods (Note 28).

	As at 31 December	
	2016	2015
Percentage of equity interests in:		
– Changle Rongxin Investment Co., Ltd. ....	90%	—
– Rongxin (Xiamen) Property Development Co., Ltd. ....	—	49%
– Hangzhou Kaizhu Rongxin Property Development Co., Ltd. ....	—	90%
– Hemei (Zhangzhou) Property Co., Ltd. ....	—	49%
– Fujian Lanhu Property Development Co., Ltd. ....	—	49%
– Fujian Ouke Investment Co., Ltd. ....	—	100%

## Notes to the Consolidated Financial Statements

### 35 Particulars of principal subsidiaries (continued)

#### (d) Summarised financial information on subsidiaries with material non-controlling interests

Set out below are the summarised financial information for each subsidiary that has non-controlling interests material to the Group.

##### (i) Shanghai Kaiguanzhen Property Development Co., Ltd.

#### Summarised balance sheet

	As at 31 December 2016 RMB'000
Current	
Assets .....	11,010,871
Liabilities .....	(5,510,872)
Total net current assets .....	<u>5,499,999</u>
Non-current	
Assets .....	—
Liabilities .....	—
Total net non-current assets .....	<u>—</u>
Net assets .....	<u>5,499,999</u>
Proportionate share of the net assets attributable to non-controlling interests .....	<u><u>2,750,000</u></u>

#### Summarised income statement and statement of comprehensive income

	For the period from 12 September 2016 (date of incorporation) to 31 December 2016 RMB'000
Loss before income tax .....	1
Income tax credit .....	—
Loss for the year .....	<u>1</u>
Total comprehensive loss for the year .....	<u>1</u>
Total loss and comprehensive loss for the year allocated to non-controlling interests .....	<u><u>1</u></u>

#### Summarised statement of cash flows

	For the period from 12 September 2016 (date of incorporation) to 31 December 2016 RMB'000
Net cash used in operating activities .....	(11,010,094)
Net cash used in investing activities .....	—
Net cash generated from financing activities .....	<u>11,010,210</u>
Net increase in cash and cash equivalents .....	116
Cash and cash equivalents at beginning of the period .....	—
Cash and cash equivalents at end of the period .....	<u><u>116</u></u>

## Notes to the Consolidated Financial Statements

### 35 Particulars of principal subsidiaries (continued)

#### (d) Summarised financial information on subsidiaries with material non-controlling interests (continued)

Set out below are the summarised financial information for each subsidiary that has non-controlling interests that is material to the Group. (continued)

##### (ii) Hemei (Shanghai) Property Development Co., Ltd.

#### Summarised consolidated balance sheet

	As at 31 December	
	2016 RMB'000	2015 RMB'000
Current		
Assets	17,794,505	9,897,964
Liabilities	(13,875,655)	(6,495,452)
Total net current assets	3,918,850	3,402,512
Non-current		
Assets	297,776	62,324
Liabilities	(2,195,000)	(2,589,000)
Total net non-current liabilities	(1,897,224)	(2,526,676)
Net assets	2,021,626	875,836
Proportionate share of the net assets attributable to non-controlling interests	1,372,350	429,160

#### Summarised consolidated income statement and consolidated statement of comprehensive income

	Year ended 31 December	
	2016 RMB'000	2015 RMB'000
Profit/(loss) before income tax	187,115	(108,520)
Income tax (expenses)/credit	(79,325)	26,925
Profit/(loss) for the year	107,790	(81,595)
Total comprehensive income/(loss) for the year	107,790	(81,595)
Total profit/(loss) and comprehensive income/(loss) for the year allocated to non-controlling interests	52,191	(26,235)

#### Summarised consolidated statement of cash flows

	Year ended 31 December	
	2016 RMB'000	2015 RMB'000
Net cash generated from operating activities	2,032,701	1,378,479
Net cash generated from/(used) in investing activities	1,207	(329,870)
Net cash (used in)/generated from financing activities	(2,498,641)	933,221
Net (decrease)/increase in cash and cash equivalents	(464,733)	1,981,830
Cash and cash equivalents at beginning of the year	2,236,106	254,276
Cash and cash equivalents at end of the year	1,771,373	2,236,106



## Notes to the Consolidated Financial Statements

### 35 Particulars of principal subsidiaries *(continued)*

#### (d) Summarised financial information on subsidiaries with material non-controlling interests *(continued)*

Set out below are the summarised financial information for each subsidiary that has non-controlling interests material to the Group. (continued)

##### (iii) Shiou Group

#### Summarised consolidated balance sheet

	As at 31 December 2016 RMB'000
Current	
Assets . . . . .	7,071,987
Liabilities . . . . .	(3,630,908)
Total net current assets . . . . .	<u>3,441,079</u>
Non-current	
Assets . . . . .	3,496,851
Liabilities . . . . .	(2,587,488)
Total net non-current assets . . . . .	<u>909,363</u>
Net assets . . . . .	<u>4,350,442</u>
Proportionate share of the net assets attributable to non-controlling interests . .	<u><u>2,277,806</u></u>

#### Summarised consolidated income statement and consolidated statement of comprehensive income

	For the period from acquisition date to 31 December 2016 RMB'000
Profit before income tax . . . . .	295,757
Income tax expense . . . . .	(140,075)
Profit for the period . . . . .	<u>155,682</u>
Total comprehensive income for the period . . . . .	<u>155,682</u>
Total profit and comprehensive income for the period allocated to non-controlling interests . . . . .	<u><u>77,305</u></u>

## Notes to the Consolidated Financial Statements

### 35 Particulars of principal subsidiaries (continued)

#### (d) Summarised financial information on subsidiaries with material non-controlling interests (continued)

Set out below are the summarised financial information for each subsidiary that has non-controlling interests that is material to the Group. (continued)

##### (iii) Shiou Group (continued)

#### Summarised consolidated statement of cash flows

	For the period from acquisition date to 31 December 2016 RMB'000
Net cash generated from operating activities .....	964,651
Net cash used in investing activities .....	(213,754)
Net cash used in financing activities .....	(453,542)
Net increase in cash and cash equivalents .....	297,355
Cash and cash equivalents at beginning of the period .....	63,793
Cash and cash equivalents at end of the period .....	<u>361,148</u>

### 36 Change in ownership interests in subsidiaries without change of control

Pursuant to an investment agreement entered into between the Group and Fuzhou Wuyuan Investment Company Limited ("Fuzhou Wuyuan"), an independent third party, Fuzhou Wuyuan agreed to inject cash of RMB510,000,000 to a group company of the Group in exchange of 11% equity interests of the group company. The amount of RMB379,721,000, being the difference between the cash injections and the non-controlling interests being recognised was recognised as capital reserves.

### 37 Change from joint ventures to subsidiaries

During the year ended 31 December 2016, the joint venture partners of Fuzhou Shiou Property Development Co., Ltd. and its subsidiaries ("Shiou Group") and Hua Cao Projects developed by Shanghai Kaiyu Property Development Co., Ltd., Shanghai Kairi Property Development Co., Ltd., Shanghai Kaichang Property Development Co., Ltd. and Shanghai Kaichong Property Development Co., Ltd. (together, "Hua Cao Group") have transferred the controlling rights of the jointly controlled projects to the Group. Accordingly, the investments in the joint ventures are remeasured to fair value at the date when the Group obtained the control, and are deemed to have been disposed in exchange with the consolidation of subsidiaries, the resulting gains from the remeasurements are recognised in the consolidated income statement in accordance with HKFRS 3 – Business Combinations.

## Notes to the Consolidated Financial Statements

### 37 Change from joint ventures to subsidiaries (continued)

The following table summarises the remeasurement gains on the investments in the joint ventures, the fair value of identifiable assets acquired, liabilities assumed and the non-controlling interests recognised at the respective consolidation dates.

	At consolidation dates	
	Shiou Group RMB'000	Hua Cao Group RMB'000
Carrying amounts of the Group's investments in the joint ventures	2,198,402	211,866
Fair value gains on the remeasurement of joint ventures	201,810	76,264
Fair value of the investments in the joint ventures	2,400,212	288,130
<b>Recognised amounts of identifiable assets acquired and liabilities assumed</b>		
Investment properties (Note 15)	3,319,000	—
Property, plant and equipment	1,085	169
Properties under development	—	1,763,000
Completed properties held for sale	3,373,602	—
Amounts due from shareholders	3,380,268	—
Amounts due from customers for contract works	193,551	—
Trade and other receivables	683,065	9,717
Prepayments	26,660	—
Prepaid income tax	13,285	—
Cash and cash equivalents	63,793	8,762
Borrowings	(2,826,500)	—
Deferred tax liabilities	(689,054)	(84,663)
Advances received from pre-sales of properties	(445,241)	(33,763)
Trade and other payables	(1,318,310)	(1,086,962)
Amounts due to shareholders	(304,000)	—
Current income tax liabilities	(670,780)	—
Total identifiable net assets	4,800,424	576,260
Non-controlling interests being recognised	2,400,212	288,130
Identifiable net assets acquired	2,400,212	288,130
Goodwill	—	—

The acquired businesses contributed revenues of RMB1,482,888,000 and net profit of RMB308,851,000 to the Group for the period from the respective acquisition dates to 31 December 2016. If the acquisitions had occurred on 1 January 2016, consolidated revenue and consolidated profit for the year ended 31 December 2016 would have been RMB11,392,639,000 and RMB1,704,863,000 respectively.

### 38 Acquisitions of subsidiaries

During the year ended 31 December 2016, the Group acquired 50% equity interests in Fujian Ronghui Real Estate Company Limited ("Fujian Ronghui") and 51% equity interests in Fuzhou Shengtian Property Development Company Limited ("Fuzhou Shengtian"), respectively. Fujian Ronghui and Fuzhou Shengtian are limited liability companies incorporated in the PRC with projects under development in Fuzhou City. According to the articles of association, the Group is able to control the decision rights on the financing and operating policies of Fujian Ronghui and Fuzhou Shengtian. On the acquisition date, Fujian Ronghui was developing a real estate project in Fujian Province, while Fuzhou Shengtian was a project company holding a piece of land and without substantial developing activities being conducted, hence the acquisition of Fujian Ronghui and Fuzhou Shengtian was treated as a business combination and asset deal, respectively.

## Notes to the Consolidated Financial Statements

### 38 Acquisitions of subsidiaries (continued)

The following table summarises the considerations paid for acquisition of Fujian Ronghui and Fuzhou Shengtian respectively, the fair value of identifiable assets acquired and identifiable liabilities assumed at the acquisition dates.

	Fujian Ronghui RMB'000	Fuzhou Shengtian RMB'000
Considerations – cash .....	740,000	213,763
<b>Recognised amounts of identifiable assets acquired and liabilities assumed</b>		
Property, plant and equipment .....	97,564	—
Land use rights .....	10,682	—
Intangible assets .....	1,893	—
Properties under development .....	5,286,700	415,121
Amounts due from customers for contract works .....	44,784	—
Trade and other receivables .....	428,791	10,376
Prepayments .....	37,566	—
Prepaid income tax .....	25,420	—
Cash and cash equivalents .....	125,674	9
Borrowings .....	(1,537,603)	—
Deferred tax liabilities .....	(566,956)	—
Advances received from pre-sales of properties .....	(787,400)	—
Amounts due to the Group .....	(926,000)	—
Trade and other payables .....	(761,115)	(6,363)
Total identifiable net assets .....	<u>1,480,000</u>	<u>419,143</u>
Non-controlling interests being recognised .....	740,000	205,380
Identifiable net assets acquired .....	<u>740,000</u>	<u>213,763</u>
Goodwill .....	<u>—</u>	<u>Not applicable</u>
	<b>Fujian Ronghui RMB'000</b>	<b>Fuzhou Shengtian RMB'000</b>
Cash outflow on acquisitions of subsidiaries:		
– Considerations paid .....	740,000	213,763
– Settlements of loans to former shareholder resulting from the acquisition .....	926,000	—
– Cash and cash equivalents in the subsidiaries on acquisition dates .....	<u>(125,674)</u>	<u>(9)</u>
	<u>1,540,326</u>	<u>213,754</u>

Fujian Ronghui contributed revenue of RMB320,624,000 and net loss of RMB46,478,000 to the Group for the period from the acquisition date to 31 December 2016. If the acquisition had occurred on 1 January 2016, consolidated revenue and consolidated profit for the year ended 31 December 2016 would have been RMB11,402,030,000 and RMB1,691,103,000 respectively.

## Notes to the Consolidated Financial Statements

### 39 Balance sheet and reserve movement of the Company

#### (a) Balance sheet of the Company

		As at 31 December	
	Note	2016 RMB'000	2015 RMB'000
<b>ASSETS</b>			
<b>Non-current assets</b>			
Interest in a subsidiary		<u>1,993,141</u>	<u>1</u>
<b>Current assets</b>			
Prepayments and other receivable		11,141	9,564
Amount due from subsidiaries		1,434,069	1,021,799
Cash and cash equivalents		<u>352,666</u>	<u>10,717</u>
		<u>1,797,876</u>	<u>1,042,080</u>
<b>Total assets</b>		<u><u>3,791,017</u></u>	<u><u>1,042,081</u></u>
<b>EQUITY</b>			
<b>Equity attributable to owners of the Company</b>			
Share capital		12	—
Share premium		2,485,669	989,745
Retained earnings		<u>107,451</u>	<u>20,692</u>
		<u><u>2,593,132</u></u>	<u><u>1,010,437</u></u>
<b>LIABILITIES</b>			
<b>Current liabilities</b>			
Other payables		18,176	15,379
Amounts due to a related party		491	460
Amounts due to a subsidiary		<u>263</u>	<u>15,805</u>
		<u>18,930</u>	<u>31,644</u>
<b>Non-current liabilities</b>			
Borrowings		<u>1,178,955</u>	<u>—</u>
<b>Total liabilities</b>		<u><u>1,197,885</u></u>	<u><u>31,644</u></u>
<b>Total equity and liabilities</b>		<u><u>3,791,017</u></u>	<u><u>1,042,081</u></u>

## Notes to the Consolidated Financial Statements

### 39 Balance sheet and reserve movement of the Company *(continued)*

#### (b) Reserve movement of the Company

	Share premium RMB'000	(Accumulated loss)/ retained earnings RMB'000	Total RMB'000
At 1 January 2015 .....	—	(14,420)	(14,420)
Capital injection from the then shareholder of the Company .....	989,745	—	989,745
Profit for the year .....	—	35,112	35,112
At 31 December 2015 .....	<u>989,745</u>	<u>20,692</u>	<u>1,010,437</u>
<b>At 1 January 2016 .....</b>	<b><u>989,745</u></b>	<b><u>20,692</u></b>	<b><u>1,010,437</u></b>
Issue of shares in connection with the capitalisation issue (Note 24(b)) .....	(9)	—	(9)
Issue of shares in connection with the Company's listing (Note 24(c)) .....	1,540,694	—	1,540,694
Share issuance costs (Note 24(c)) .....	(44,761)	—	(44,761)
Profit for the year .....	—	86,759	86,759
At 31 December 2016 .....	<u>2,485,669</u>	<u>107,451</u>	<u>2,593,120</u>

## INDEPENDENT AUDITOR'S REPORT

---



羅兵咸永道

### **To the shareholders of Ronshine China Holdings Limited**

*(incorporated in the Cayman Islands with limited liability)*

We have audited the consolidated financial statements of Ronshine China Holdings Limited (the “Company”) and its subsidiaries set out on pages 109 to 166, which comprise the consolidated balance sheet as at 31 December 2015, and the consolidated income statement, the consolidated statement of comprehensive income, the consolidated statement of changes in equity and the consolidated statement of cash flows for the year then ended, and a summary of significant accounting policies and other explanatory information.

### **DIRECTORS' RESPONSIBILITY FOR THE CONSOLIDATED FINANCIAL STATEMENTS**

The directors of the Company are responsible for the preparation of consolidated financial statements that give a true and fair view in accordance with Hong Kong Financial Reporting Standards issued by the Hong Kong Institute of Certified Public Accountants and the disclosure requirements of the Hong Kong Companies Ordinance, and for such internal control as the directors determine is necessary to enable the preparation of consolidated financial statements that are free from material misstatement, whether due to fraud or error.

### **AUDITOR'S RESPONSIBILITY**

Our responsibility is to express an opinion on these consolidated financial statements based on our audit and to report our opinion solely to you, as a body, and for no other purpose. We do not assume responsibility towards or accept liability to any other person for the contents of this report.

We conducted our audit in accordance with Hong Kong Standards on Auditing issued by the Hong Kong Institute of Certified Public Accountants. Those standards require that we comply with ethical requirements and plan and perform the audit to obtain reasonable assurance about whether the consolidated financial statements are free from material misstatement.

An audit involves performing procedures to obtain audit evidence about the amounts and disclosures in the consolidated financial statements. The procedures selected depend on the auditor's judgment, including the assessment of the risks of material misstatement of the consolidated financial statements, whether due to fraud or error. In making those risk assessments, the auditor considers internal control relevant to the entity's preparation of consolidated financial statements that give a true and fair view in order to design audit procedures that are appropriate in the circumstances, but not for the purpose of expressing an opinion on the effectiveness of the entity's internal control. An audit also includes evaluating the appropriateness of accounting policies used and the reasonableness of accounting estimates made by the directors, as well as evaluating the overall presentation of the consolidated financial statements.

---

*PricewaterhouseCoopers, 22/F Prince's Building, Central, Hong Kong  
T: +852 2289 8888, F: +852 2810 9888, [www.pwchk.com](http://www.pwchk.com)*



## INDEPENDENT AUDITOR'S REPORT

---



羅兵咸永道

We believe that the audit evidence we have obtained is sufficient and appropriate to provide a basis for our audit opinion.

### OPINION

In our opinion, the consolidated financial statements give a true and fair view of the financial position of the Company and its subsidiaries as at 31 December 2015, and of their financial performance and cash flows for the year then ended in accordance with Hong Kong Financial Reporting Standards and have been properly prepared in compliance with the disclosure requirements of the Hong Kong Companies Ordinance.

**PricewaterhouseCoopers**  
*Certified Public Accountants*

Hong Kong, 23 March 2016

## CONSOLIDATED INCOME STATEMENT

	Note	Year ended 31 December	
		2015 RMB'000	2014 RMB'000
Revenue .....	6	<b>7,414,576</b>	4,099,230
Cost of sales .....	7	<b>(4,700,368)</b>	(2,959,228)
<b>Gross profit</b> .....		<b>2,714,208</b>	1,140,002
Selling and marketing costs .....	7	<b>(395,833)</b>	(288,873)
Administrative expenses .....	7	<b>(273,020)</b>	(267,006)
Other income .....		<b>7,320</b>	3,729
<b>Operating profit</b> .....		<b>2,052,675</b>	587,852
Finance (costs)/income – net .....	9	<b>(11,176)</b>	5,025
Share of profits of investments accounted for using the equity method, net .....	16	<b>422,539</b>	240,724
<b>Profit before income tax</b> .....		<b>2,464,038</b>	833,601
Income tax expenses .....	10	<b>(1,058,097)</b>	(331,962)
<b>Profit for the year</b> .....		<b>1,405,941</b>	501,639
<b>Profit for the year attributable to:</b>			
Owners of the Company .....		<b>1,432,813</b>	506,507
Non-controlling interests .....		<b>(26,872)</b>	(4,868)
		<b>1,405,941</b>	501,639
<b>Earnings per share for profit attributable to owners of the Company</b>			
– Basic and diluted (expressed in RMB per share) .....	11	<b>1.42</b>	0.50

The notes on pages 114 to 166 are an integral part of these consolidated financial statements.

## CONSOLIDATED STATEMENT OF COMPREHENSIVE INCOME

	<b>Year ended 31 December</b>	
	<b>2015</b>	<b>2014</b>
	<b><i>RMB'000</i></b>	<b><i>RMB'000</i></b>
<b>Profit for the year</b> .....	<b>1,405,941</b>	501,639
Other comprehensive income .....	—	—
<b>Total comprehensive income for the year</b> .....	<b><u>1,405,941</u></b>	<u>501,639</u>
<b>Total comprehensive income for the year attributable to:</b>		
Owners of the Company .....	<b>1,432,813</b>	506,507
Non-controlling interests .....	<b>(26,872)</b>	(4,868)
	<b><u>1,405,941</u></b>	<u>501,639</u>

The notes on pages 114 to 166 are an integral part of these consolidated financial statements.

# **CONSOLIDATED BALANCE SHEET**

		<b>As at 31 December</b>	
		<b>2015</b>	<b>2014</b>
		<b>RMB'000</b>	<b>RMB'000</b>
<b>ASSETS</b>	<b>Note</b>		
<b>Non-current assets</b>			
Property, plant and equipment	13	840,824	463,864
Land use rights	14	483,787	498,590
Intangible assets		2,774	3,368
Investments accounted for using the equity method	16	2,534,738	2,355,819
Other receivables	19	—	2,691
Available-for-sale financial assets	23	46,000	1,000
Deferred tax assets	15	151,282	134,412
		<u>4,059,405</u>	<u>3,459,744</u>
<b>Current assets</b>			
Properties under development	18	23,338,429	14,907,113
Completed properties held for sale	18	1,301,888	866,423
Trade and other receivables and prepayments	19	1,868,565	7,664,116
Amounts due from related parties		—	2,713,147
Amounts due from customers for contract works	20	143,361	114,627
Prepaid taxation		205,499	390,218
Available-for-sale financial assets	23	41,000	20,000
Term deposits with initial terms of over three months	22	1,021,799	—
Restricted cash	21	74,458	741,736
Cash and cash equivalents	22	2,742,466	657,637
		<u>30,737,465</u>	<u>28,075,017</u>
<b>Total assets</b>		<u><u>34,796,870</u></u>	<u><u>31,534,761</u></u>
<b>EQUITY</b>			
<b>Capital and reserves attributable to the owners of the Company</b>			
Share capital	24	—	—
Share premium	24	989,745	—
Other reserves	25, 26	3,312,777	1,020,877
		<u>4,302,522</u>	<u>1,020,877</u>
Non-controlling interests	27, 34(d)	770,210	8,169
<b>Total equity</b>		<u><u>5,072,732</u></u>	<u><u>1,029,046</u></u>
<b>LIABILITIES</b>			
<b>Non-current liabilities</b>			
Borrowings	28	6,926,063	10,999,600
<b>Current liabilities</b>			
Trade and other payables	29	2,273,632	1,277,317
Amounts due to related parties	33	265,007	3,207,622
Dividend payable	12	—	338,000
Pre-sale proceeds received from customers		10,083,124	8,099,997
Current income tax liabilities		729,812	323,979
Borrowings	28	9,446,500	6,259,200
		<u>22,798,075</u>	<u>19,506,115</u>
<b>Total liabilities</b>		<u><u>29,724,138</u></u>	<u><u>30,505,715</u></u>
<b>Total equity and liabilities</b>		<u><u>34,796,870</u></u>	<u><u>31,534,761</u></u>

The notes on pages 114 to 166 are an integral part of these consolidated financial statements.

The financial statements on pages 109 to 166 were approved by the Board of Directors of the Company (the “Board”) on 23 March 2016 and were signed on its behalf.

**Ou Zonghong**

**Zeng Feiyan**

# CONSOLIDATED STATEMENT OF CHANGES IN EQUITY

	Attributable to owners of the Company						Non-controlling interests RMB'000 (Note 27 and 33 (d))	Total equity RMB'000
	Share capital RMB'000 (Note 24)	Share premium RMB'000 (Note 24)	Capital reserves RMB'000 (Note 25)	Statutory reserves RMB'000 (Note 26)	Retained earnings RMB'000	Total RMB'000		
<b>Balance at 1 January</b>								
2014 .....	—	—	837,741	—	688,167	1,525,908	13,037	1,538,945
Comprehensive income								
– Profit/(loss) for the year .....	—	—	—	—	506,507	506,507	(4,868)	501,639
– Other comprehensive income .....	—	—	—	—	—	—	—	—
Total comprehensive income .....	—	—	—	—	506,507	506,507	(4,868)	501,639
Transfer to statutory reserves .....	—	—	—	163,493	(163,493)	—	—	—
Capital injection from the then shareholders of the Group .....	—	—	100,000	—	—	100,000	—	100,000
Dividends declared to the then shareholders of the Group .....	—	—	—	—	(338,000)	(338,000)	—	(338,000)
Deemed distributions to the then shareholders of the Group .....	—	—	(773,538)	—	—	(773,538)	—	(773,538)
<b>Balance at 31 December</b>								
2014 .....	—	—	164,203	163,493	693,181	1,020,877	8,169	1,029,046
<b>Balance at 1 January</b>								
2015 .....	—	—	164,203	163,493	693,181	1,020,877	8,169	1,029,046
Comprehensive income								
– Profit for the year ....	—	—	—	—	1,432,813	1,432,813	(26,872)	1,405,941
– Other comprehensive income .....	—	—	—	—	—	—	—	—
Total comprehensive income .....	—	—	—	—	1,432,813	1,432,813	(26,872)	1,405,941
Capital injection from the then shareholder of the Company .....	—	989,745	—	—	—	989,745	—	989,745
Transfer to statutory reserves .....	—	—	—	173,735	(173,735)	—	—	—
Capital injection from non-controlling interests (note 27) .....	—	—	859,087	—	—	859,087	788,913	1,648,000
<b>Balance at 31 December</b>								
2015 .....	—	989,745	1,023,290	337,228	1,952,259	4,302,522	770,210	5,072,732

The notes on pages 114 to 166 are an integral part of these consolidated financial statements.

## CONSOLIDATED STATEMENT OF CASH FLOWS

		Year ended 31 December	
	Note	2015 RMB'000	2014 RMB'000
<b>Cash flows from operating activities</b>			
Cash generated from/(used in) operations	30	4,091,512	(5,885,569)
PRC corporate income tax paid		(84,340)	(146,188)
PRC land appreciation tax paid		(400,075)	(311,790)
Net cash generated from/(used in) operating activities		3,607,097	(6,343,547)
<b>Cash flows from investing activities</b>			
Payments for purchase of property and equipment		(380,867)	(290,802)
Payments for purchase of intangible assets		(441)	(2,800)
Proceeds from disposal of property and equipment		2,055	1,589
Capital injections to joint ventures		(243,500)	(1,407,500)
Capital injection to an associate		—	(98,000)
Payments for acquisition of available-for-sale financial assets		(86,000)	(21,000)
Proceeds from disposal of available-for-sale financial assets		20,000	9,000
Cash advances to related parties	33(d) (iii)	—	(717,579)
Repayments from related parties	33(d) (iii)	841,241	1,484,999
Net proceeds from disposal of amounts due from joint ventures and an associate	33(d) (iii)	1,797,030	—
Interest received		11,037	5,025
(Increase)/decrease in term deposits with initial terms of over three months		(969,941)	5,500
Net cash generated from/(used in) investing activities		990,614	(1,031,568)
<b>Cash flows from financing activities</b>			
Proceeds from borrowings		14,302,163	14,075,042
Repayments of borrowings		(15,188,400)	(5,288,282)
Cash advances from related parties	33(d) (iii)	460	811,150
Repayments to related parties	33(d) (iii)	(2,474,461)	(255,352)
Capital injection from the then shareholders of the Group	24, 25	989,745	100,000
Capital injection from non-controlling interests	27	1,648,000	—
Dividends paid to the then shareholders of the Group	12	(338,000)	—
Interest paid		(2,026,346)	(1,506,099)
Restricted cash pledged for borrowings		(7,579)	(599,802)
Restricted cash released		580,731	5
Net cash (used in)/generated from financing activities		(2,513,687)	7,336,662
<b>Net increase/(decrease) in cash and cash equivalents</b>		2,084,024	(38,453)
Cash and cash equivalents at beginning of the year		657,637	696,090
Exchange gains on cash and cash equivalents		805	—
<b>Cash and cash equivalents at end of the year</b>		2,742,466	657,637

The notes on pages 114 to 166 are an integral part of these consolidated financial statements.

## NOTES TO THE CONSOLIDATED FINANCIAL STATEMENTS

### 1 GENERAL INFORMATION

Ronshine China Holdings Limited (the “Company”) was incorporated in the Cayman Islands on 11 September 2014 as an exempted company with limited liability under the Companies Law of the Cayman Islands. The address of its registered office is Cricket Square, Hutchins Drive, P.O. Box 2681, Grand Cayman, KY1-111, Cayman Islands. The Company’s principal activity is investment holding. The Company and its subsidiaries (together the “Group”) are principally engaged in property development business in the People’s Republic of China (the “PRC”).

In preparing for the listing of the Company’s shares on the Main Board of The Stock Exchange Hong Kong Limited (the “Stock Exchange”), a reorganisation (the “Reorganisation”) was undertaken pursuant to which the Company became the holding company of the group companies comprising the Group. Details of the Reorganisation are set out in the prospectus of the Company dated 31 December 2015.

The Company’s shares were listed on the Stock Exchange on 13 January 2016.

These consolidated financial statements are presented in Renminbi (“RMB”), unless otherwise stated. These consolidated financial statements have been approved for issue by the Board on 23 March 2016.

### 2 SUMMARY OF SIGNIFICANT ACCOUNTING POLICIES

#### 2.1 Basis of preparation

These consolidated financial statements have been prepared in accordance with Hong Kong Financial Reporting Standards (“HKFRSs”) issued by Hong Kong Institute of Certified Public Accountants (the “HKICPA”) which has been prepared under the historical cost convention, as modified by the revaluation of available-for-sale financial assets and investment properties, which are carried at fair value.

The preparation of financial statements in conformity with HKFRSs requires the use of certain critical accounting estimates. It also requires management to exercise its judgment in the process of applying the Group’s accounting policies. The areas involving a higher degree of judgment or complexity, or areas where assumptions and estimates are significant to the consolidated financial statements are disclosed in Note 4.

#### (a) Effect of adopting amendments to standards

The following amendments to standards are mandatory for the Group’s financial year beginning on 1 January 2015. The adoption of these amended standards does not have any significant impact to the results and financial position of the Group.

HKAS 19 (Amendment)	Defined benefit plans
HKFRSs (Amendments)	Annual improvements 2010 – 2012 cycle and 2011 – 2013 cycle

#### (b) New standards and amendments to standards that have been issued but are not effective

The following new standards and amendments to standards have been issued but are not effective for the financial year beginning on 1 January 2015 and have not been early adopted by the Group:

HKFRS 11 (Amendment)	Accounting for acquisitions of interests in joint operation <sup>1</sup>
HKAS 16 and HKAS 38 (Amendments)	Clarification of acceptable methods of depreciation and amortisation <sup>1</sup>



## NOTES TO THE CONSOLIDATED FINANCIAL STATEMENTS

### 2 SUMMARY OF SIGNIFICANT ACCOUNTING POLICIES *(continued)*

#### 2.1 Basis of preparation *(continued)*

##### (b) New standards and amendments to standards that have been issued but are not effective *(continued)*

HKFRS 10 and HKAS 28 (Amendments)	Sale or contribution of assets between an investor and its associate or joint venture <sup>1</sup>
HKFRS 10, HKFRS 12 and HKAS 28 (Amendments)	Investment entities: applying the consolidation exception <sup>1</sup>
HKAS 27 (Amendment)	Equity method in separate financial statements <sup>1</sup>
Annual improvements 2014	Annual improvements 2012 – 2014 cycle <sup>1</sup>
HKAS 1 (Amendment)	Disclosure initiative <sup>1</sup>
HKFRS 14	Regulatory deferral accounts <sup>1</sup>
HKAS 16 and HKAS 41 (Amendments)	Agriculture: bearer plants <sup>1</sup>
HKFRS 15	Revenue from contracts with customers <sup>2</sup>
HKFRS 9	Financial instruments <sup>2</sup>

1 Effective for annual periods beginning on or after 1 January 2016.

2 Effective for annual periods beginning on or after 1 January 2018.

The above new standards and amendments to standards will be adopted in the years listed and the Group is in the process of assessing the impact on future accounting periods.

##### (c) New Hong Kong Companies Ordinance (Cap. 622)

The requirements of Part 9 “Accounts and Audit” of the new Hong Kong Companies Ordinance (Cap. 622) came into operation during the financial year, as a result, there are changes to presentation and disclosures of certain information in the consolidated financial statements.

#### 2.2 Subsidiaries

##### 2.2.1 Consolidation

Subsidiaries are all entities (including structured entities) over which the Group has control. The Group controls an entity when the Group is exposed to, or has rights to, variable returns from its involvement with the entity and has the ability to affect those returns through its power over the entity.

Subsidiaries are fully consolidated from the date on which control is transferred to the Group. They are deconsolidated from the date that control ceases.

##### (a) Business combinations

The Group applies the acquisition method to account for business combinations. The consideration transferred for the acquisition of a subsidiary is the fair values of the assets transferred, the liabilities incurred to the former owners of the acquiree and the equity interests issued by the Group. The consideration transferred includes the fair value of any asset or liability resulting from a contingent consideration arrangement. Identifiable assets acquired and liabilities and contingent liabilities assumed in a business combination are measured initially at their fair values at the acquisition date. The Group recognises any non-controlling interest in the acquiree on an acquisition-by-acquisition

## NOTES TO THE CONSOLIDATED FINANCIAL STATEMENTS

---

### 2 SUMMARY OF SIGNIFICANT ACCOUNTING POLICIES *(continued)*

#### 2.2 Subsidiaries *(continued)*

##### 2.2.1 Consolidation *(continued)*

###### *(a) Business combinations (continued)*

basis. Non-controlling interests in the acquiree that are present ownership interest and entitle their holders to a proportionate share of the entity's net assets in the event of liquidation are measured at either fair value or the present ownership interest's proportionate share of the recognised amounts of acquiree's identifiable net assets. All other components of non-controlling interests are measured at their acquisition date fair value, unless another measurement basis is required by HKFRSs.

Acquisition-related costs are expensed as incurred.

If the business combination is achieved in stages, the acquisition date carrying value of the acquirer's previously held equity interest in the acquiree is re-measured to fair value at the acquisition date; any gains or losses arising from such re-measurement are recognised in profit or loss.

Any contingent consideration to be transferred by the Group is recognised at fair value at the acquisition date. Subsequent changes to the fair value of the contingent consideration that is deemed to be an asset or liability is recognised in accordance with HKAS 39 either in profit or loss or as a change to other comprehensive income. Contingent consideration that is classified as equity is not remeasured, and its subsequent settlement is accounted for within equity.

The excess of the consideration transferred, the amount of any non-controlling interest in the acquiree and the acquisition-date fair value of any previous equity interest in the acquiree over the fair value of the identifiable net assets acquired is recorded as goodwill. If the total of consideration transferred, non-controlling interest recognised and previously held interest measured is less than the fair value of the net assets of the subsidiary acquired in the case of a bargain purchase, the difference is recognised directly in the consolidated income statement.

Intra-group transactions, balances and unrealised gains on transactions between group companies are eliminated. Unrealised losses are also eliminated. When necessary, amounts reported by subsidiaries have been adjusted to conform with the Group's accounting policies.

###### *(b) Changes in ownership interests in subsidiaries without change of control*

Transactions with non-controlling interests that do not result in loss of control are accounted for as equity transactions – that is, as transactions with the owners of the subsidiary in their capacity as owners. The difference between fair value of any consideration paid and the relevant share acquired of the carrying value of net assets of the subsidiary is recorded in equity. Gains or losses on disposals to non-controlling interests are also recorded in equity.

###### *(c) Disposal of subsidiaries*

When the Group ceases to have control, any retained interest in the entity is re-measured to its fair value at the date when control is lost, with the change in carrying amount recognised in profit or loss. The fair value is the initial carrying amount for the purposes

## NOTES TO THE CONSOLIDATED FINANCIAL STATEMENTS

---

### 2 SUMMARY OF SIGNIFICANT ACCOUNTING POLICIES *(continued)*

#### 2.2 Subsidiaries *(continued)*

##### 2.2.1 Consolidation *(continued)*

###### *(c) Disposal of subsidiaries (continued)*

of subsequently accounting for the retained interest as an associate, joint venture or financial asset. In addition, any amounts previously recognised in other comprehensive income in respect of that entity are accounted for as if the Group had directly disposed of the related assets or liabilities. This may mean that amounts previously recognised in other comprehensive income are reclassified to profit or loss.

#### 2.3 Associates

An associate is an entity over which the Group has significant influence but not control, generally accompanying a shareholding of between 20% and 50% of the voting rights. Investments in associates are accounted for using the equity method of accounting. Under the equity method, the investment is initially recognised at cost, and the carrying amount is increased or decreased to recognise the investor's share of the profit or loss of the investee after the date of acquisition. The Group's investment in associates includes goodwill identified on acquisition.

If the ownership interest in an associate is reduced but significant influence is retained, only a proportionate share of the amounts previously recognised in other comprehensive income is reclassified to profit or loss where appropriate.

The Group's share of post-acquisition profit or loss is recognised in the income statement, and its share of post-acquisition movements in other comprehensive income is recognised in other comprehensive income with a corresponding adjustment to the carrying amount of the investment.

When the Group's share of losses in an associate equals or exceeds its interest in the associate, including any other unsecured receivables, the Group does not recognise further losses, unless it has incurred legal or constructive obligations or made payments on behalf of the associate.

The Group determines at each reporting date whether there is any objective evidence that the investment in the associate is impaired. If this is the case, the Group calculates the amount of impairment as the difference between the recoverable amount of the associate and its carrying value and recognises the amount adjacent to 'Share of profits of investments accounted for using the equity method, net' in the consolidated income statement.

Profits and losses resulting from upstream and downstream transactions between the Group and its associate are recognised in the Group's consolidated financial statements only to the extent of unrelated investor's interests in the associates. Unrealised losses are eliminated unless the transaction provides evidence of an impairment of the asset transferred. Accounting policies of associates have been changed where necessary to ensure consistency with the policies adopted by the Group.

Gain or losses on dilution of equity interest in associates are recognised in the consolidated income statement.

#### 2.4 Joint arrangements

Investments in joint arrangements are classified as either joint operations or joint ventures depending on the contractual rights and obligations of each investor. The Group has assessed the nature of its joint arrangements and determined them to be joint ventures. Joint ventures are accounted for using the equity method.

## NOTES TO THE CONSOLIDATED FINANCIAL STATEMENTS

---

### 2 SUMMARY OF SIGNIFICANT ACCOUNTING POLICIES *(continued)*

#### 2.4 Joint arrangements *(continued)*

Under the equity method of accounting, interests in joint ventures are initially recognised at cost and adjusted thereafter to recognise the Group's share of the post-acquisition profits or losses and movements in other comprehensive income. When the Group's share of losses in a joint venture equals or exceeds its interests in the joint ventures (which includes any long-term interests that, in substance, form part of the Group's net investment in the joint ventures), the Group does not recognise further losses, unless it has incurred obligations or made payments on behalf of the joint ventures.

Unrealised gains on transactions between the Group and its joint ventures are eliminated to the extent of the Group's interest in the joint ventures. Unrealised losses are also eliminated unless the transaction provides evidence of an impairment of the asset transferred.

#### 2.5 Segment reporting

Operating segments are reported in a manner consistent with the internal reporting provided to the chief operating decision-maker. The chief operating decision-maker, who is responsible for allocating resources and assessing performance of the operating segments, has been identified as the Executive Directors of the Company.

#### 2.6 Foreign currency translation

##### (a) Functional and presentation currency

Items included in the financial statements of each of the Group's entities are measured using the currency of the primary economic environment in which the entity operates (the "functional currency"). This consolidated financial statements are presented in RMB, which is the Company's functional and the Group's presentation currency.

##### (b) Transactions and balances

Foreign currency transactions are translated into the functional currency using the exchange rates prevailing at the dates of the transactions or valuations when items are re-measured.

Foreign exchange gains and losses resulting from the settlement of such transactions and from the translation at year-end exchange rates of monetary assets and liabilities denominated in foreign currencies are recognised in the consolidated income statement.

#### 2.7 Property, plant and equipment

Property, plant and equipment are stated at historical cost less depreciation and any impairment loss. Historical cost includes expenditure that is directly attributable to the acquisition of the items.

## NOTES TO THE CONSOLIDATED FINANCIAL STATEMENTS

### 2 SUMMARY OF SIGNIFICANT ACCOUNTING POLICIES *(continued)*

#### 2.7 Property, plant and equipment *(continued)*

Subsequent costs are included in the asset's carrying amount or recognised as a separate asset, as appropriate, only when it is probable that future economic benefits associated with the item will flow to the Group and the cost of the item can be measured reliably. The carrying amount of the replaced part is derecognised. All other repairs and maintenance are charged to the consolidated income statement during the year in which they are incurred. Depreciation on property and equipment is calculated using the straight-line method to allocate their cost to their residual values over their estimated useful lives, as follows:

Buildings	20 years
Office equipment	3 – 5 years
Motor vehicles	4 years

The assets' residual values and useful lives are reviewed, and adjusted if appropriate, at the end of each reporting period.

An asset's carrying amount is written down immediately to its recoverable amount if the asset's carrying amount is greater than its estimated recoverable amount.

Gains and losses on disposals are determined by comparing the proceeds with the carrying amount.

Assets under construction are stated at cost. Costs include construction and acquisition costs. No provision for depreciation is made on assets under construction until such time as the relevant assets are completed and ready for intended use. When the assets concerned are brought into use, the costs are transferred to property and equipment and depreciated in accordance with the policy as stated above.

The carrying amount of an asset under construction is written down immediately to its recoverable amount if the asset's carrying amount is greater than its estimated recoverable amount.

#### 2.8 Intangible assets

##### Computer software

Acquired computer software licences are capitalised on the basis of the costs incurred to acquire and bring to use the specific software. These costs are amortised over their estimated useful lives (4 to 10 years).

#### 2.9 Investment property

Investment property, principally comprising leasehold land and buildings, is held for long-term rental yields or for capital appreciation or both, and that is not occupied by the Group. It also includes properties that are being constructed or developed for future use as investment properties.

Land held under operating leases are accounted for as investment properties when the rest of the definition of an investment property is met. In such cases, the operating leases concerned are accounted for as if they were finance leases. Investment property is initially measured at cost, including related transaction costs and where applicable borrowing costs. After initial recognition, investment properties are carried at fair value, representing open market value determined at each reporting date by external valuers. Fair value is based on active market prices, adjusted, if necessary, for any difference in the nature, location or condition of the specific asset. If the information is not available, the Group uses alternative valuation methods such as recent prices on less active markets or

## NOTES TO THE CONSOLIDATED FINANCIAL STATEMENTS

---

### 2 SUMMARY OF SIGNIFICANT ACCOUNTING POLICIES *(continued)*

#### 2.9 Investment property *(continued)*

discounted cash flow projections. Changes in fair values are recorded in the consolidated income statement as part of a valuation gain or loss. During the year ended 31 December 2015, the investment properties of the Group are held by a joint venture.

#### 2.10 Impairment of non-financial assets

Assets that have an indefinite useful life are not subject to depreciation and amortisation and are tested annually for impairment. Assets that are subject to depreciation and amortisation are reviewed for impairment whenever events or changes in circumstances indicate that the carrying amount may not be recoverable. An impairment loss is recognised for the amount by which the asset's carrying amount exceeds its recoverable amount. The recoverable amount is the higher of an asset's fair value less costs to sell and value in use. For the purpose of assessing impairment, assets are grouped at the lowest levels for which there are separately identifiable cash flows ("cash-generating unit"). Non-financial assets other than goodwill that suffered an impairment are reviewed for possible reversal of the impairment at each reporting date.

#### 2.11 Properties under development and completed properties held for sale

Properties under development and completed properties held for sale are stated at the lower of cost and net realisable value. Development cost of property comprises mainly cost of land use rights, construction costs, borrowing costs, and professional fees incurred during the development period. Upon completion, the properties are transferred to completed properties held for sale.

Net realisable value takes into account the price ultimately expected to be realised, less applicable variable selling expenses and anticipated cost to completion.

Properties under development are classified as current assets unless the construction period of the relevant property development project is expected to complete beyond normal operating cycle.

#### 2.12 Financial assets

##### 2.12.1 Classification

The Group classifies its financial assets in the following categories: loans and receivables and available-for-sale financial assets. This classification depends on the purpose for which the financial assets were acquired. Management determines the classification of its financial assets at initial recognition.

##### *(a) Loans and receivables*

Loans and receivables are non-derivative financial assets with fixed or determinable payments that are not quoted in an active market. They are included in current assets, except for the amounts that are settled or expected to be settled more than 12 months after the end of the reporting period. These are classified as non-current assets.

The Group's loans and receivables comprise "trade and other receivables", "amounts due from related parties", "amounts due from customers for contract works", "restricted cash", "cash and cash equivalents" and "term deposits with initial terms of over three months" in the consolidated balance sheet.

## NOTES TO THE CONSOLIDATED FINANCIAL STATEMENTS

---

### 2 SUMMARY OF SIGNIFICANT ACCOUNTING POLICIES *(continued)*

#### 2.12 Financial assets *(continued)*

##### 2.12.1 Classification *(continued)*

###### *(b) Available-for-sale financial assets*

Available-for-sale financial assets are non-derivatives that are either so designated or not classified as financial assets at fair value through profit or loss, loans and receivables or held- to-maturity investments. They are included in non-current assets unless the investment matures or management intends to dispose of it within 12 months from the end of the reporting period.

##### 2.12.2 Recognition and measurement

Regular purchases and sales of financial assets are recognised on the trade-date – the date on which the Group commits to purchase or sell the asset. Investments are initially recognised at fair value plus transaction costs for all financial assets not carried at fair value through profit or loss. Financial assets are derecognised when the rights to receive cash flows from the investments have expired or have been transferred and the Group has transferred substantially all risks and rewards of ownership. Available-for-sale financial assets are subsequently carried at fair value. Loans and receivables are subsequently carried at amortised cost using the effective interest method.

Changes in the fair value of monetary and non-monetary securities classified as available for sale are recognised in other comprehensive income.

When securities classified as available for sale are sold or impaired, the accumulated fair value adjustments recognised in equity are included in the consolidated income statement.

Interest on available-for-sale securities calculated using the effective interest method is recognised in the consolidated income statement. Dividends on available-for-sale equity instruments are recognised in the consolidated income statement when the Group's right to receive payments is established.

#### 2.13 Offsetting financial instruments

Financial assets and liabilities are offset and the net amount reported in the consolidated balance sheet when there is a legally enforceable right to offset the recognised amounts and there is an intention to settle on a net basis or realise the asset and settle the liability simultaneously.

#### 2.14 Impairment of financial assets

##### **(a) Assets carried at amortised cost**

The Group assesses at the end of each reporting period whether there is objective evidence that a financial asset or group of financial assets is impaired. A financial asset or a group of financial assets is impaired and impairment losses are incurred only if there is objective evidence of impairment as a result of one or more events that occurred after the initial recognition of the asset (a "loss event") and that loss event (or events) has an impact on the estimated future cash flows of the financial asset or group of financial assets that can be reliably estimated.

Evidence of impairment may include indications that the debtors or a group of debtors are experiencing significant financial difficulty, default or delinquency in interest or principal



## NOTES TO THE CONSOLIDATED FINANCIAL STATEMENTS

---

### 2 SUMMARY OF SIGNIFICANT ACCOUNTING POLICIES *(continued)*

#### 2.14 Impairment of financial assets *(continued)*

##### (a) Assets carried at amortised cost *(continued)*

payments, the probability that they will enter bankruptcy or other financial reorganisation, and where observable data indicates that there is a measurable decrease in the estimated future cash flows, such as changes in arrears or economic conditions that correlate with defaults.

For loans and receivables category, the amount of the loss is measured as the difference between the asset's carrying amount and the present value of estimated future cash flows (excluding future credit losses that have not been incurred) discounted at the financial asset's original effective interest rate. The carrying amount of the asset is reduced and the amount of the loss is recognised in the profit or loss. As a practical expedient, the Group may measure impairment on the basis of fair value of an instrument using an observable market price.

If, in a subsequent period, the amount of the impairment loss decreases and the decrease can be related objectively to an event occurring after the impairment was recognised (such as an improvement in the debtor's credit rating), the reversal of the previously recognised impairment loss is recognised in the consolidated income statement.

##### (b) Assets classified as available for sale

The Group assesses at the end of each reporting period whether there is objective evidence that a financial asset or a group of financial assets is impaired. For debt securities, the Group uses the criteria referred to in (a) above. In the case of equity investments classified as available for sale, a significant or prolonged decline in the fair value of the security below its cost is also evidence that the assets are impaired. If any such evidence exists for available-for-sale financial assets, the cumulative loss – measured as the difference between the acquisition cost and the current fair value, less any impairment loss on that financial asset previously recognised in profit or loss – is removed from equity and recognised in profit or loss. Impairment losses recognised in the consolidated income statement on equity instruments are not reversed through the consolidated income statement. If, in a subsequent period, the fair value of a debt instrument classified as available for sale increases and the increase can be objectively related to an event occurring after the impairment loss was recognised in profit or loss, the impairment loss is reversed through the consolidated income statement.

#### 2.15 Construction contracts

When the outcome of a construction contract can be estimated reliably and it is probable that the contract will be profitable, contract revenue is recognised over the period of the contract by reference to the stage of completion. Contract costs are recognised as expenses by reference to the stage of completion of the contract activity at the end of the reporting period. When it is probable that total contract costs will exceed total contract revenue, the expected loss is recognised as an expense immediately.

When the outcome of a construction contract cannot be estimated reliably, contract revenue is recognised only to the extent of contract costs incurred that are likely to be recoverable.

Variations in contract work, claims and incentive payments are included in contract revenue to the extent that may have been agreed with the customer and are capable of being reliably measured.

## NOTES TO THE CONSOLIDATED FINANCIAL STATEMENTS

---

### 2 SUMMARY OF SIGNIFICANT ACCOUNTING POLICIES *(continued)*

#### 2.15 Construction contracts *(continued)*

The Group uses the “percentage-of-completion” method to determine the appropriate amount to recognise in a given period. The stage of completion is measured by reference to the contract costs incurred up to the end of the reporting period as a percentage of total estimated costs for each contract. Costs incurred in the period in connection with future activity on a contract are excluded from contract costs in determining the stage of completion.

On the consolidated balance sheet, the Group reports the net contract position for each contract as either an asset or a liability. A contract represents an asset where costs incurred plus recognised profits (less recognised losses) exceed progress billings; a contract represents a liability where the opposite is the case.

#### 2.16 Leasing

Leases are classified as finance leases whenever the terms of the lease transfer substantially all the risks and rewards of ownership to the lessee. All other leases are classified as operating leases.

Operating lease payments are recognised as an expense on a straight-line basis over the term of the relevant lease. Benefits received and receivable as an incentive to enter into an operating lease are recognised as a reduction of rental expense over the lease term on a straight-line basis.

#### 2.17 Land use rights

All land in the PRC is state-owned or collectively-owned and no individual ownership right exists. Land use rights are acquired by the Group for development of properties. Land use rights held for development for sale are inventories and measured at lower of cost and net realisable value, of which those within normal operating cycle are classified as current assets and included in properties under development or completed properties held for sale, while those out of the normal operating cycle are classified as non-current assets. Land use rights to be developed for hotel properties and self-use buildings, are non-current assets, which are stated at cost and subsequently amortised in the consolidated income statement on a straight-line basis over the operating lease periods.

#### 2.18 Trade and other receivables and amounts due from related parties

Trade receivables are amounts due from customers for properties sold in the ordinary course of business. If collection of trade and other receivables and amounts due from related parties is expected in one year or less (or in the normal operating cycle of the business if longer), they are classified as current assets. If not, they are presented as non-current assets.

Trade and other receivables and amounts due from related parties are recognised initially at fair value and subsequently measured at amortised cost using the effective interest method, less provision for impairment.

#### 2.19 Cash and cash equivalents, restricted cash and term deposits with initial terms of over three months

In the consolidated statement of cash flow, cash and cash equivalents includes cash on hand and deposits held at call with banks and other short-term highly liquid investments with original maturities of three months or less. Bank deposits which are restricted to use are included in “restricted cash” of the consolidated balance sheet. Bank deposits with initial terms of over three months are included in

## NOTES TO THE CONSOLIDATED FINANCIAL STATEMENTS

---

### 2 SUMMARY OF SIGNIFICANT ACCOUNTING POLICIES *(continued)*

#### 2.19 Cash and cash equivalents, restricted cash and term deposits with initial terms of over three months *(continued)*

“term deposits with initial terms of over three months” in the consolidated balance sheet. Restricted cash and term deposits with initial terms of over three months are excluded from cash and cash equivalents.

#### 2.20 Share capital

Ordinary shares are classified as equity.

Incremental costs directly attributable to the issue of new shares are shown in equity as a deduction, net of tax, from the proceeds.

#### 2.21 Trade and other payables and amounts due to related parties

Trade payables are obligations to pay for construction costs or services that have been acquired in the ordinary course of business from suppliers. Trade and other payables and amounts due to related parties are classified as current liabilities if payment is due within one year or less (or in the normal operating cycle of the business if longer). If not, they are presented as non-current liabilities.

Trade and other payables and amounts due to related parties are recognised initially at fair value and subsequently measured at amortised cost using the effective interest method.

#### 2.22 Borrowings and borrowing costs

Borrowings are recognised initially at fair value, net of transaction costs incurred. Borrowings are subsequently carried at amortised cost; any difference between the proceeds (net of transaction costs) and the redemption value is recognised in the consolidated income statement over the period of the borrowings using the effective interest method.

Fees paid on the establishment of loan facilities are recognised as transaction costs of the loan to the extent that it is probable that some or all of the facility will be drawn down. In this case, the fee is deferred until the draw-down occurs. To the extent there is no evidence that it is probable that some or all of the facility will be drawn down, the fee is capitalised as a pre-payment for liquidity services and amortised over the period of the facility to which it relates.

Borrowings are classified as current liabilities unless the Group has an unconditional right to defer settlement of the liability for at least 12 months after the end of the reporting period.

General and specific borrowing costs directly attributable to the acquisition, construction or production of qualifying assets, like properties under development, assets under construction and investment properties under construction, which are assets that necessarily take a substantial period of time to get ready for their intended use or sale, are added to the cost of those assets, until such time as the assets are substantially ready for their intended use or sale.

All other borrowing costs are recognised in profit or loss in the period in which they are incurred.

## NOTES TO THE CONSOLIDATED FINANCIAL STATEMENTS

---

### 2 SUMMARY OF SIGNIFICANT ACCOUNTING POLICIES *(continued)*

#### 2.23 Current and deferred income tax

The tax expense for the period comprises current and deferred tax. Tax is recognised in the profit or loss, except to the extent that it relates to items recognised in other comprehensive income or directly in equity. In this case the tax is also recognised in other comprehensive income or directly in equity, respectively.

##### (a) Current income tax

The current income tax charge is calculated on the basis of the tax laws enacted or substantively enacted at the balance sheet date in the countries where the Group's entities operate and generate taxable income. Management periodically evaluates positions taken in tax returns with respect to situations in which applicable tax regulation is subject to interpretation and establishes provisions where appropriate on the basis of amounts expected to be paid to the tax authorities.

##### (b) Deferred income tax

###### *Inside basis differences*

Deferred income tax is recognised, using the liability method, on temporary differences arising between the tax bases of assets and liabilities and their carrying amounts in the consolidated financial statements. However, the deferred income tax is not accounted for if it arises from initial recognition of an asset or liability in a transaction other than a business combination that at the time of the transaction affects neither accounting nor taxable profit or loss. Deferred income tax is determined using the tax rates that have been enacted or substantially enacted by the balance sheet date and are expected to apply when the related deferred income tax asset is realised or the deferred income tax liability is settled.

Deferred income tax assets are recognised only to the extent that it is probable that future taxable profit will be available against which the temporary differences can be utilised.

###### *Outside basis differences*

Deferred income tax liabilities are provided on taxable temporary differences arising from investments in subsidiaries, associate and joint ventures, except for deferred income tax liability where the timing of the reversal of the temporary difference is controlled by the Group and it is probable that the temporary difference will not reverse in the foreseeable future. Generally the Group is unable to control the reversal of the temporary difference for its associate, only where there is an agreement in place that gives the Group the ability to control the reversal of the temporary difference not recognised.

Deferred income tax assets are recognised on deductible temporary differences arising from investments in subsidiaries, associates and joint ventures only to the extent that it is probable the temporary difference will reverse in the future and there is sufficient taxable profit available against which the temporary difference can be utilised.

##### (c) Offsetting

Deferred income tax assets and liabilities are offset when there is a legally enforceable right to offset current tax assets against current tax liabilities and when the deferred income tax assets and liabilities relate to income taxes levied by the same taxation authority on either the taxable entity or different taxable entities where there is an intention to settle the balances on a net basis.

## NOTES TO THE CONSOLIDATED FINANCIAL STATEMENTS

---

### 2 SUMMARY OF SIGNIFICANT ACCOUNTING POLICIES *(continued)*

#### 2.24 Employee benefits

##### (a) Pension obligations

The group companies incorporated in the PRC contribute based on certain percentage of the salaries of the employees to a defined contribution retirement benefit plan organised by relevant government authorities in the PRC on a monthly basis. The government authorities undertake to assume the retirement benefit obligations payable to all existing and future retired employees under these plans and the Group has no further obligation for post-retirement benefits beyond the contributions made.

Contributions to these defined contribution plans are expensed as incurred.

##### (b) Housing benefits

PRC employees of the Group are entitled to participate in government-sponsored housing funds. The Group contributes to these funds based on certain percentages of the salaries of these employees on a monthly basis. The Group's liability in respect of these funds is limited to the contribution payable in each period. Contributions to the housing funds are expensed as incurred.

#### 2.25 Provisions

Provisions are recognised when the Group has a present legal or constructive obligation as a result of past events; it is probable that an outflow of resources will be required to settle the obligation; and the amount has been reliably estimated. Provisions are not recognised for future operating losses.

Where there are a number of similar obligations, the likelihood that an outflow will be required in settlement is determined by considering the class of obligations as a whole. A provision is recognised even if the likelihood of an outflow with respect to any one item included in the same class of obligations may be small.

Provisions are measured at the present value of the expenditures expected to be required to settle the obligation using a pre-tax rate that reflects current market assessments of the time value of money and the risks specific to the obligation. The increase in the provision due to passage of time is recognised as interest expense.

#### 2.26 Revenue recognition

Revenue is measured at the fair value of the consideration received or receivable, and represents amounts receivable for the sales of properties and services provided, stated net of discounts returns and after eliminating sales within the Group.

The Group recognises revenue when the amount of revenue can be reliably measured; when it is probable that future economic benefits will flow to the entity; and when specific criteria have been met for each of the Group's activities, as described below. The Group bases its estimates on historical results, taking into consideration the type of customer, type of transaction and the specifics of each arrangement.

##### (a) Sales of properties

Revenue from sales of properties is recognised when the risks and rewards of properties are transferred to the purchasers, which is when the construction of relevant properties has been

## NOTES TO THE CONSOLIDATED FINANCIAL STATEMENTS

---

### 2 SUMMARY OF SIGNIFICANT ACCOUNTING POLICIES *(continued)*

#### 2.26 Revenue recognition *(continued)*

##### (a) Sales of properties *(continued)*

completed, notification of delivery of properties have been issued to the buyers and collectability of related receivables pursuant to the sale agreements is reasonably assured. Deposits and instalments received on properties sold prior to the date of revenue recognition are included in the consolidated balance sheet as “pre-sale proceeds received from customers” under current liabilities.

##### (b) Construction contracts

When the outcome of a construction contract can be estimated reliably and it is probable that the contract will be profitable, contract revenue is recognised over the period of the contract by reference to the stage of completion (Note 2.15).

##### (c) Interest income

Interest income is recognised using the effective interest method.

#### 2.27 Financial guarantee liabilities

Financial guarantee contracts in the scope of HKAS39 “Financial Instrument: Recognition and Measurement” are accounted for as financial liabilities. A financial guarantee contract is recognised initially at its fair value plus transaction costs that are directly attributable to the acquisition or issue of the financial guarantee contract. Subsequent to initial recognition, the Group measures the financial guarantee contracts at the higher of the present value of the best estimate of the expenditure required to settle the present obligation and the amount initially recognised less cumulative amortisation.

#### 2.28 Dividend distribution

Dividend distribution to the Company’s shareholders is recognised as a liability in the Group’s and the Company’s financial statements in the period in which the dividends are approved by the Company’s shareholders. Dividend distribution to the then shareholders of the group companies during the period before the Reorganisation was completed is recognised as a liability in the Group’s financial statements in the period in which the dividends are approved by the directors of the respective group companies.

### 3 FINANCIAL RISK MANAGEMENT

#### 3.1 Financial risk factors

The Group’s activities expose it to a variety of financial risks: market risk (include foreign exchange risk and interest rate risk), credit risk, and liquidity risk. The Group’s overall risk management program focuses on the unpredictability of financial markets and seeks to minimise potential adverse effects on the Group’s financial performance.

##### 3.1.1 Market risk

###### (a) Foreign exchange risk

The Group’s operates in the PRC with most transactions being settled in RMB, which is the functional currency of the group companies, except for certain transactions which are

## NOTES TO THE CONSOLIDATED FINANCIAL STATEMENTS

### 3 FINANCIAL RISK MANAGEMENT *(continued)*

#### 3.1 Financial risk factors *(continued)*

##### 3.1.1 Market risk *(continued)*

###### *(a) Foreign exchange risk (continued)*

settled in foreign currencies. The Group currently does not have a foreign currency hedging policy, and manages its foreign currency risk by closely monitor the movement of the foreign currency rates.

The carrying amount of the Group's foreign currency denominated monetary assets and liabilities at 31 December 2015 are as follows:

	As at 31 December 2015 RMB'000
Monetary assets denominated in:	
– United State Dollars (“USD”) .....	709,723
– Hong Kong Dollars (“HKD”) .....	40
	<u>709,763</u>
Monetary liabilities denominated in:	
– HKD .....	<u>11,559</u>

The following table shows the sensitivity analysis of a 5% change in RMB against the relevant foreign currencies. The sensitivity analysis includes only foreign currency denominated monetary items and adjusts their translation at the year-end for a 5% change in foreign currency rates. If there is a 5% appreciation/depreciation in RMB against the relevant currencies, the effect on the profit for the year is as follows (31 December 2014: nil):

	Year ended 31 December 2015 Increase/ (decrease) RMB'000
5% appreciation in RMB against:	
– USD .....	(35,486)
– HKD .....	576
5% depreciation in RMB against:	
– USD .....	35,486
– HKD .....	(576)

The Group did not have material monetary assets or liabilities denominated in foreign currency as at 31 December 2014.

###### *(b) Interest rate risk*

The Group's interest rate risk arises from long-term borrowings. Borrowings obtained at variable rates expose the Group to cash flow interest rate risk which is partially offset by cash held at variable rates. Borrowings obtained at fixed rates expose the Group to fair value interest rate risk. The Group closely monitors the trend of interest rate and its



## NOTES TO THE CONSOLIDATED FINANCIAL STATEMENTS

### 3 FINANCIAL RISK MANAGEMENT (continued)

#### 3.1 Financial risk factors (continued)

##### 3.1.1 Market risk (continued)

###### (b) Interest rate risk (continued)

impact on the Group's interest rate risk exposure. The Group currently has not used any interest rate swap arrangements but will consider hedging interest rate risk should the need arise.

As at 31 December 2015, if interest rates on borrowings at floating rates had been 100 basis points higher or lower with all other variables held constant, interest charges for the year ended 31 December 2015 would increase/decrease RMB16,220,000 (31 December 2014: RMB19,741,000), which would have been capitalised in qualified assets.

##### 3.1.2 Credit risk

The Group has no concentrations on credit risk. Cash transactions are limited to high credit quality institutions. The Group's maximum exposure to credit risk in relation to financial assets is the carrying amounts of cash and cash equivalents (excluding cash on hand), term deposits with initial terms of over three months, restricted cash, trade and other receivable, amounts due from customers for contract works and available-for-sale financial assets shown in the consolidated balance sheet.

As at 31 December 2015, substantially all the Group's bank deposits are deposited with major financial institutions incorporated in the PRC, which management believes are of high credit quality without significant credit risk. The Group's bank deposits as at 31 December 2015 are as follows:

	As at 31 December	
	2015 RMB'000	2014 RMB'000
Big four commercial banks of the PRC (i) .....	<b>532,744</b>	320,261
Other listed banks incorporated in the PRC .....	<b>239,941</b>	906,196
Other non-listed banks incorporated in the PRC .....	<b>2,366,898</b>	172,860
Other non-listed banks incorporated in Macau .....	<b>699,102</b>	—
	<b><u>3,838,685</u></b>	<b><u>1,399,317</u></b>

Note:

- (i) Big four commercial banks include Industrial and Commercial Bank of China, China Construction Bank, Agricultural Bank of China and Bank of China.

For the trade receivables arising from sales of properties, the Group managed the credit risk by fully receiving cash or properly arranging the purchasers' mortgage loans financing procedures before delivery of properties unless strong credit records of the customers could be established. The Group closely monitors the collection of progress payments from customers in accordance with payment schedule agreed with customers. The Group has policies in place to ensure that sales are made to purchasers with an appropriate financial strength and appropriate percentage of down payments.

Meanwhile, the Group has the right to cancel the contracts once repayment from the customers is in default; it also has monitoring procedures to ensure that follow-up actions are taken to recover overdue balances. In addition, the Group regularly reviews the recoverable amount of

## NOTES TO THE CONSOLIDATED FINANCIAL STATEMENTS

---

### 3 FINANCIAL RISK MANAGEMENT *(continued)*

#### 3.1 Financial risk factors *(continued)*

##### 3.1.2 Credit risk *(continued)*

each individual trade receivable to ensure that adequate impairment provisions are made for irrecoverable amounts. The Group has no significant concentrations of credit risk, with exposure spread over a number of counterparties and customers.

The Group has arranged bank financing for certain purchasers of the Group's property units and provided guarantees to secure obligations of such purchasers for repayments. Detailed disclosure of such guarantees is made in Note 31. If a purchaser defaults on the payment of its mortgage loan during the guarantee period, the bank holding the guarantee may demand the Group to repay the outstanding principal of the loan and any interest accrued thereon. Under such circumstances, the Group is able to forfeit the customer's deposit and resell the property to recover any amounts paid by the Group to the bank. In this regard, the directors of the Company consider that the Group's credit risk is significantly reduced.

For other receivables, the Group assessed the credit quality of the counter parties by taking into account their financial position, credit history and other factors. Management also regularly reviews the recoverability of these receivables and follow up the disputes or amounts overdue, if any. The directors are of the opinion that the risk of default by counter parties is low.

##### 3.1.3 Liquidity risk

Management of the Group aims to maintain sufficient cash and cash equivalents or have available funding through proceeds from pre-sale of properties and an adequate amount of available financing including short-term and long-term borrowings and obtaining additional funding from shareholders. Due to the dynamic nature of the underlying businesses, the Group maintains flexibility in funding by maintaining adequate amount of cash and cash equivalents and through having available sources of financing.

The Group finances its property development projects primarily through funding obtained from financial institutions and the proceeds from pre-sale of properties. To cope with the rapid expansion of the Group's businesses, the Group raised significant amounts of borrowings during the two years ended 31 December 2013 and 2014. As at 31 December 2014, the Group's total borrowings stood at RMB17,259 million and its gearing ratio stood at 15.41 (Note 3.2). During the year ended 31 December 2015 and the period up to the date of these consolidated financial statements, in order to properly manage the Group's liquidity risk and capital structure, the Group has conducted the following major financing activities:

- (a) Dingxin Company Limited ("Dingxin"), an entity ultimately controlled by Mr. Ou Zonghong ("Mr. Ou" or "Controlling Shareholder") and being the parent company of the Group has injected cash of US\$161 million (equivalent to RMB990 million) to the Company to replenish the equity of the Company;
- (b) the Group has disposed of 49% equity interests in three projects of the Group to obtain capital injections from non-controlling interests totalling RMB1,648 million;
- (c) the Company has completed the initial public offering and raised net proceeds of RMB1,502 million;
- (d) the Group has issued corporate bonds in the PRC to raised gross funds totalling RMB6,500 million with tenures of 2 to 5 years to replace the existing short-term borrowings or other borrowings at higher interest rates.

## NOTES TO THE CONSOLIDATED FINANCIAL STATEMENTS

### 3 FINANCIAL RISK MANAGEMENT *(continued)*

#### 3.1 Financial risk factors *(continued)*

##### 3.1.3 Liquidity risk *(continued)*

The Group also recorded an operating cash inflow of RMB3,607 million for the year ended 31 December 2015. With the aforementioned recent developments, the directors of the Company considered the Group's liquidity risk has been significantly reduced and capital structure has been significantly improved. The directors of the Company has reviewed the working capital forecast of the Group for the 12 months from 31 December 2015 and are of the opinion that the Group will have sufficient working capital to meet its financial obligations as and when they fall due within the next 12 months from the date of the consolidated balance sheet.

The table below sets out the Group's financial liabilities by relevant maturity grouping at each balance sheet date. The amounts disclosed in the table are the contractual undiscounted cash flows.

	Less than 1 year RMB'000	Between 1 and 2 years RMB'000	Between 2 and 5 years RMB'000	Total RMB'000
<b>As at 31 December 2015</b>				
Borrowings (Note) .....	10,656,631	5,349,804	2,592,223	18,598,658
Trade and other payables, excluding accrual for staff costs and allowances, other taxes payable .....	2,177,971	—	—	2,177,971
Amounts due to related parties .....	265,007	—	—	265,007
Financial guarantee .....	9,444,335	—	—	9,444,335
	<u>          </u>	<u>          </u>	<u>          </u>	<u>          </u>
	Less than 1 year RMB'000	Between 1 and 2 years RMB'000	Between 2 and 5 years RMB'000	Total RMB'000
<b>As at 31 December 2014</b>				
Borrowings (Note) .....	7,955,924	8,185,288	4,180,489	20,321,701
Trade and other payables, excluding accrual for staff costs and allowances, other taxes payable .....	1,216,759	—	—	1,216,759
Amounts due to related parties .....	3,207,622	—	—	3,207,622
Dividend payable .....	338,000	—	—	338,000
Financial guarantee .....	5,672,551	—	—	5,672,551
	<u>          </u>	<u>          </u>	<u>          </u>	<u>          </u>

Note: Interest on borrowings is calculated on borrowings held as at 31 December 2015 and 2014, respectively.  
Floating-rate interest is estimated using the interest rate as at 31 December 2015 and 2014, respectively.

#### 3.2 Capital management

The Group's objectives when managing capital are to safeguard the Group's ability to continue as a going concern in order to provide returns for the owner and benefits for other stakeholders and to maintain an optimal capital structure to reduce the cost of capital.

In order to maintain or adjust the capital structure, the Group may adjust the amount of dividends paid to the owner, issue new shares or sell assets to reduce debt.

## NOTES TO THE CONSOLIDATED FINANCIAL STATEMENTS

### 3 FINANCIAL RISK MANAGEMENT *(continued)*

#### 3.2 Capital management *(continued)*

The Group monitors capital on the basis of the gearing ratio. This ratio is calculated as net borrowings divided by total capital. Net borrowings are calculated as total borrowings (including current and non-current borrowings as shown in the consolidated balance sheet) less total of cash and cash equivalents, restricted cash and term deposits with initial terms of over three months.

	As at 31 December	
	2015 RMB'000	2014 RMB'000
Total borrowings (Note 28) .....	<b>16,372,563</b>	17,258,800
Less: Cash and cash equivalents (Note 22) .....	<b>(2,742,466)</b>	(657,637)
Term deposits with initial terms of over three months (Note 22) .....	<b>(1,021,799)</b>	—
Restricted cash (Note 21) .....	<b>(74,458)</b>	(741,736)
Net borrowings .....	<b>12,533,840</b>	15,859,427
Total equity .....	<b>5,072,732</b>	1,029,046
Gearing ratio .....	<b>2.47</b>	15.41

#### 3.3 Fair value estimation

Certain of the assets of the Group are carried at fair value or where fair value was disclosed can be categorised by level of inputs to valuation techniques used to measure fair value. The inputs are categorised into three levels within a fair value hierarchy as follows:

- Quoted prices (unadjusted) in active markets for identical assets or liabilities (level 1);
- Inputs other than quoted prices included within level 1 that are observable for the asset or liability, either directly (that is, as price) or indirectly (that is, derived from prices) (level 2); and
- Inputs for the asset or liability that are not based on observable market data (that is, unobservable inputs) (level 3).

The available-for-sale financial assets are measured at fair value, which is grouped into level 3 fair value measurements, subsequent to initial recognition. Techniques, such as discounted cash flow analysis, are used to determine fair value for the available-for-sale financial assets. There were no changes in level 3 instruments during the year ended 31 December 2015 (2014: same).

The Group's financial assets include cash and cash equivalents, restricted cash, trade and other receivables, amounts due from customers for contract works, available-for-sale financial assets and term deposits with initial terms of over three months. The Group's financial liabilities include trade and other payables, amounts due to related parties and borrowings. The fair value for financial assets and liabilities with maturities of less than one year are assumed to approximate their carrying amounts due to their short term maturities.

## NOTES TO THE CONSOLIDATED FINANCIAL STATEMENTS

---

### 4 CRITICAL ACCOUNTING ESTIMATES AND JUDGMENTS

Estimates and judgments used in preparing the consolidated financial statements are evaluated and based on historical experience and other factors, including expectations of future events that are believed to be reasonable under the circumstances. The Group makes estimates and assumptions concerning the future. The resulting accounting estimates will, by definition, seldom equal the related actual results. The estimates and assumptions that may have a significant effect on the carrying amounts of assets and liabilities within the next financial year are discussed below.

#### (a) Provisions for properties under development and completed properties held for sale

The Group assesses the carrying amounts of properties under development and completed properties held for sale according to their net realisable value based on the realisability of these properties. Net realisable value for properties under development is determined by reference to management's estimates of the selling price based on prevailing market conditions, less applicable variable selling expenses and the anticipated costs to completion (including land costs). Net realisable value for completed properties held for sale is determined by reference to management's estimates of the selling price based on prevailing market conditions, less applicable variable selling expenses. Based on management's best estimates, there is no material impairment for properties under development and completed properties held for sale at 31 December 2015 (31 December 2014: same).

#### (b) Corporate income tax and deferred taxation

The Group is subject to corporate income tax in the PRC. Significant judgment is required in determining the provision for corporate income tax. There are many transactions and calculations for which the ultimate determination is uncertain during the ordinary course of business. Where the final tax outcome of these matters is different from the amounts that were initially recorded, such difference will impact the income tax and deferred tax provision in the year in which such determination is made.

Deferred income tax assets relating to certain temporary differences and tax losses are recognised when management considers to be probable that future taxable profit will be available against which the temporary differences or tax losses can be utilised. The outcome of their actual utilisation may be different.

#### (c) PRC land appreciation tax

The Group is subject to PRC land appreciation tax ("LAT") in the PRC. The Group has not finalised its LAT calculations and payments with local tax authorities in the PRC. Accordingly, significant judgment is required in determining the amount of the land appreciation and the related LAT. The Group recognised the LAT based on management's best estimates according to the interpretation of the tax rules. The final tax outcome could be different from the amounts that were initially recorded, and these differences will impact the taxation and tax provisions in the years in which such tax have been finalised with local tax authorities.

### 5 SEGMENT INFORMATION

The Executive Directors have been identified as the chief operating decision maker. Management has determined the operating segments based on the reports reviewed by the Executive Directors, which are used to allocate resources and assess performance.

The Group is principally engaged in the property development in the PRC. Management reviews the operating results of the business as one segment to make decisions about resources to be allocated.

## NOTES TO THE CONSOLIDATED FINANCIAL STATEMENTS

### 5 SEGMENT INFORMATION *(continued)*

Therefore, the Executive Directors regard that there is only one segment which is used to make strategic decisions. Revenue and profit after income tax are the measures reported to the Executive Directors for the purpose of resources allocation and performance assessment.

The major operating entities of the Group are domiciled in the PRC. All of the Group's revenue are derived in the PRC for the year ended 31 December 2015 (2014: same).

As at 31 December 2015, all of non-current assets of the Group were located in the PRC (31 December 2014: same).

There was no revenue derived from a single external customer accounting for 10% or more of the Group's revenue for the year ended 31 December 2015 (2014: same).

### 6 REVENUE

Revenue of the Group for the year ended 31 December 2015 is as follow:

	<b>Year ended 31 December</b>	
	<b>2015</b>	<b>2014</b>
	<b>RMB'000</b>	<b>RMB'000</b>
Revenue from sales of properties . . . . .	<b>7,326,711</b>	3,996,186
Revenue from construction contracts (note 20) . . . . .	<b>87,865</b>	103,044
	<b><u>7,414,576</u></b>	<b><u>4,099,230</u></b>

### 7 EXPENSES BY NATURE

	<b>Year ended 31 December</b>	
	<b>2015</b>	<b>2014</b>
	<b>RMB'000</b>	<b>RMB'000</b>
Cost of properties sold (excluding staff costs) . . . . .	<b>4,125,159</b>	2,623,794
Cost of construction contract (excluding staff costs) . . . . .	<b>79,468</b>	86,287
Staff costs (including directors' emoluments) (Note 8) . . . . .	<b>237,076</b>	152,568
Business taxes and other taxes . . . . .	<b>435,386</b>	273,314
Marketing and advertising costs . . . . .	<b>246,821</b>	207,428
Office lease payments . . . . .	<b>24,527</b>	19,837
Property management fees . . . . .	<b>43,354</b>	27,590
Office and travelling expenses . . . . .	<b>22,291</b>	21,843
Entertainment expenses . . . . .	<b>12,101</b>	15,268
Depreciation (Note 13) . . . . .	<b>14,097</b>	12,756
Listing expenses . . . . .	<b>16,334</b>	14,420
Donations . . . . .	<b>12,714</b>	4,818
Auditors' remuneration . . . . .	<b>4,494</b>	852
Amortisation of intangible assets . . . . .	<b>1,035</b>	952
Other expenses . . . . .	<b>94,364</b>	53,380
Total cost of sales, selling and marketing costs and administrative expenses . . . . .	<b><u>5,369,221</u></b>	<b><u>3,515,107</u></b>

## NOTES TO THE CONSOLIDATED FINANCIAL STATEMENTS

### 8 STAFF COSTS—INCLUDING DIRECTORS' EMOLUMENTS

	Year ended 31 December	
	2015 RMB'000	2014 RMB'000
Wages, salaries and bonuses and other benefits .....	<b>226,435</b>	141,194
Pension costs—statutory pension .....	<b>10,641</b>	11,374
	<b><u>237,076</u></b>	<u>152,568</u>

#### (a) Directors' emoluments

The directors' emoluments paid/payable by the companies now comprising the Group as follows:

	Year ended 31 December	
	2015 RMB'000	2014 RMB'000
Salaries and other benefits .....	<b>6,000</b>	5,933
Pension costs .....	<b>145</b>	116
	<b><u>6,145</u></b>	<u>6,049</u>

The emoluments received by individual directors are presented as below:

#### (i) For the year ended 31 December 2015

Name of Directors	Fees RMB'000	Salaries and other benefits RMB'000	Contributions to retirement scheme RMB'000	Total RMB'000
Mr. Ou .....	—	<b>1,345</b>	<b>32</b>	<b>1,377</b>
Mr. Wu Jian .....	—	<b>1,449</b>	<b>32</b>	<b>1,481</b>
Mr. Lin Junling .....	—	<b>1,403</b>	<b>32</b>	<b>1,435</b>
Mr. Gao Chuanjian (note (iii)) .....	—	<b>837</b>	<b>17</b>	<b>854</b>
Ms. Zeng Feiyan (note (iv)) .....	—	<b>966</b>	<b>32</b>	<b>998</b>
	—	<b><u>6,000</u></b>	<b><u>145</u></b>	<b><u>6,145</u></b>

#### (ii) For the year ended 31 December 2014

Name of Directors	Fees RMB'000	Salaries and other benefits RMB'000	Contribution to retirement scheme RMB'000	Total RMB'000
Mr. Ou .....	—	1,398	29	1,427
Mr. Wu Jian .....	—	1,488	29	1,517
Mr. Lin Junling .....	—	1,410	29	1,439
Mr. Gao Chuanjian (note (iii)) .....	—	1,637	29	1,666
	—	<u>5,933</u>	<u>116</u>	<u>6,049</u>

During the year ended 31 December 2015, none of the directors of the Company waived his emoluments nor has agreed to waive his emoluments (2014: none).

(iii) Mr. Gao Chuanjian was appointed as a director in December 2014. He has resigned the director position in July 2015.

(iv) Ms. Zeng Feiyan was appointed as a director in July 2015.



## NOTES TO THE CONSOLIDATED FINANCIAL STATEMENTS

### 8 STAFF COSTS—INCLUDING DIRECTORS' EMOLUMENTS (*continued*)

#### (b) Five highest paid individuals

For the year ended 31 December 2015, the five individuals whose emoluments were the highest in the Group included four (2014: three) directors, whose emoluments are reflected in the analysis presented above. The emoluments payable to the remaining one (2014: two) individuals during the year are as follows:

	Year ended 31 December	
	2015 RMB'000	2014 RMB'000
Wages and salaries .....	1,465	3,030
Pension costs .....	32	58
	<u>1,497</u>	<u>3,088</u>

The emoluments payable to the remaining one (2014: two) individuals fell within the following bands:

	Year ended 31 December	
	2015	2014
Annual emolument band		
HKD1,500,000 – HKD2,000,000 .....	<u>1</u>	<u>2</u>

During the year ended 31 December 2015, no emolument was paid by the Group to any of the above directors or the five highest paid individuals as an inducement to join or upon joining the Group or as compensation for loss of office (2014: none).

#### (c) Pensions scheme—defined contribution plans

Employees in the Group's PRC subsidiaries are required to participate in a defined contribution retirement scheme administrated and operated by the local municipal government. The Group's PRC subsidiaries contribute funds which are calculated on certain percentage of the employee salary to the scheme to fund the retirement benefits of the employees.

### 9 FINANCE (COSTS)/INCOME—NET

	Year ended 31 December	
	2015 RMB'000	2014 RMB'000
<b>Finance costs</b>		
– Bank and other borrowings .....	2,066,887	1,511,122
– Finance costs on disposal of amounts due from joint ventures and an associate (Note 33(d) (iii)) .....	(74,876)	—
– Less: capitalised interest .....	<u>(2,066,887)</u>	<u>(1,511,122)</u>
	<u>(74,876)</u>	<u>—</u>
<b>Finance income</b>		
– Interest income from bank deposits .....	11,037	5,025
– Net foreign exchange gains .....	<u>52,663</u>	<u>—</u>
Finance (costs)/income – net .....	<u>(11,176)</u>	<u>5,025</u>

## NOTES TO THE CONSOLIDATED FINANCIAL STATEMENTS

### 10 INCOME TAX EXPENSES

	<b>Year ended 31 December</b>	
	<b>2015</b>	<b>2014</b>
	<b>RMB'000</b>	<b>RMB'000</b>
Current income tax:		
Hong Kong profits tax	—	—
PRC corporate income tax	<b>411,919</b>	164,298
LAT	<b>663,048</b>	229,785
	<b>1,074,967</b>	394,083
Deferred income tax (Note 15)	<b>(16,870)</b>	(62,121)
	<b>1,058,097</b>	331,962

The tax on the Group's profit before tax differs from the theoretical amount that would arise using the weighted average tax rate applicable to profit/loss of the consolidated entities as follows:

	<b>Year ended 31 December</b>	
	<b>2015</b>	<b>2014</b>
	<b>RMB'000</b>	<b>RMB'000</b>
Profit before income tax	<b>2,464,038</b>	833,601
Less: share of profits of joint ventures and an associate reported net of tax	<b>(422,539)</b>	(240,724)
	<b>2,041,499</b>	592,877
Tax calculated at applicable corporate income tax rates	<b>501,597</b>	148,219
Effect of expenses not deductible for income tax purpose	<b>59,214</b>	11,404
LAT deductible for income tax purpose	<b>(165,762)</b>	(57,446)
PRC corporate income tax	<b>395,049</b>	102,177
LAT	<b>663,048</b>	229,785
	<b>1,058,097</b>	331,962

#### Hong Kong profits tax

The applicable Hong Kong profit tax rate is 16.5% for the year ended 31 December 2015 (2014: 16.5%).

#### PRC corporate income tax

The income tax provision of the Group in respect of operations in mainland China has been calculated at the applicable tax rate on the estimated assessable profits for the years ended 31 December 2014 and 2015, based on the existing legislation, interpretations and practices in respect thereof.

The corporate income tax rate applicable to the group entities located in mainland China is 25% according to the Corporate Income Tax Law of the PRC (the "CIT Law") effective on 1 January 2008.

#### LAT

Pursuant to the requirements of the Provisional Regulations of the PRC on LAT effective on 1 January 1994, and the Detailed Implementation Rules on the Provisional Regulations of the PRC on LAT effective on 27 January 1995, all income from the sale or transfer of state-owned land use rights, buildings and their attached facilities in the PRC is subject to LAT at progressive rates ranging from 30% to 60% of the appreciation value, with an exemption provided for sales of ordinary residential properties if their appreciation values do not exceed 20% of the sum of the total deductible items.

The Group has made provision of LAT for sales of properties according to the aforementioned progressive rates.

## NOTES TO THE CONSOLIDATED FINANCIAL STATEMENTS

### 10 INCOME TAX EXPENSES *(continued)*

#### Overseas income tax

The Company was incorporated in the Cayman Islands as an exempted company with limited liability under the Companies Law of the Cayman Islands and, is exempted from Cayman Islands income tax. The Company's direct subsidiary in the British Virgin Islands (the "BVI") was incorporated under the Business Companies Act of the British Virgin Islands and is exempted from British Virgin Islands income tax.

#### PRC dividend withholding income tax

Pursuant to the Detailed Implementation Regulations for implementation of the Corporate Income Tax Law issued on 6 December 2007, dividends distributed from the profits generated by the PRC companies after 1 January 2008 to their foreign investors shall be subject to this withholding income tax of 10%, a lower 5% withholding income tax rate may be applied when the immediate holding companies of the PRC subsidiaries are incorporated in Hong Kong and fulfil the requirements to the tax treaty arrangements between the PRC and Hong Kong. The Group has not accrued any withholding income tax for these undistributed earnings of its PRC subsidiaries as the Group does not have a plan to distribute these earnings from its PRC subsidiaries.

### 11 EARNINGS PER SHARE

Basic earnings per share is calculated by dividing the profit attributable to owners of the Company by the weighted average number of ordinary shares in issue during the years ended 31 December 2014 and 2015. In determining the weighted average number of ordinary shares in issue, 100 shares issued during the Reorganisation and 1,012,499,000 shares issued by way of capitalisation (Note 36(a)) were deemed to have been issued since 1 January 2014.

	Year ended 31 December	
	2015	2014
Profit attributable to owners of the Company (RMB'000) .....	<b>1,432,813</b>	506,507
Weighted average number of shares in issue .....	<b>1,012,499,175</b>	1,012,499,100
Basic earnings per share (RMB per share) .....	<b>1.42</b>	0.50

The Company did not have any potential ordinary shares outstanding for the year ended 31 December 2015 (2014: same). Diluted earnings per share is equal to basic earnings per share.

### 12 DIVIDEND

	Year ended 31 December	
	2015 RMB'000	2014 RMB'000
Dividends declared by a group company to its then shareholders .....	<b>—</b>	<b>338,000</b>

Dividend of RMB338,000,000 has been declared by a group company to its then shareholders on 5 December 2014 and was subsequently settled in the year ended 31 December 2015.

The directors do not recommend the payment of any dividend for the year ended 31 December 2015.

## NOTES TO THE CONSOLIDATED FINANCIAL STATEMENTS

### 13 PROPERTY, PLANT AND EQUIPMENT

	Buildings and leasehold improvements RMB'000	Office equipment RMB'000	Motor vehicles RMB'000	Assets under construction RMB'000	Total RMB'000
<b>Year ended 31 December 2014</b>					
Opening net book amount	9,047	3,841	17,562	80,800	111,250
Additions	4,330	14,111	3,443	344,399	366,283
Disposals	—	(584)	(329)	—	(913)
Depreciation	(3,421)	(3,006)	(6,329)	—	(12,756)
Closing net book amount	<u>9,956</u>	<u>14,362</u>	<u>14,347</u>	<u>425,199</u>	<u>463,864</u>
<b>At 31 December 2014</b>					
Cost	18,624	21,757	31,045	425,199	496,625
Accumulated depreciation	(8,668)	(7,395)	(16,698)	—	(32,761)
Net book amount	<u>9,956</u>	<u>14,362</u>	<u>14,347</u>	<u>425,199</u>	<u>463,864</u>
<b>Year ended 31 December 2015</b>					
Opening net book amount	<u>9,956</u>	<u>14,362</u>	<u>14,347</u>	<u>425,199</u>	<u>463,864</u>
Additions	—	1,879	2,024	388,571	392,474
Disposals	—	(5)	(1,412)	—	(1,417)
Depreciation	(3,708)	(4,389)	(6,000)	—	(14,097)
Closing net book amount	<u>6,248</u>	<u>11,847</u>	<u>8,959</u>	<u>813,770</u>	<u>840,824</u>
<b>At 31 December 2015</b>					
Cost	18,624	23,536	29,548	813,770	885,478
Accumulated depreciation	(12,376)	(11,689)	(20,589)	—	(44,654)
Net book amount	<u>6,248</u>	<u>11,847</u>	<u>8,959</u>	<u>813,770</u>	<u>840,824</u>

Depreciation of the property, plant and equipment has been charged to consolidated income statement as follows:

	<b>Year ended 31 December</b>	
	2015 RMB'000	2014 RMB'000
Cost of sales	407	250
Selling and marketing costs	1,355	1,120
Administrative expenses	12,335	11,386
	<u>14,097</u>	<u>12,756</u>

As at 31 December 2015, all buildings were located in the PRC (31 December 2014: same).

Borrowing costs of RMB97,463,000 have been capitalised in assets under construction for the year ended 31 December 2015 (2014: RMB87,649,000). The capitalisation rate of the borrowings of the year ended 31 December 2015 was 10.50% (2014: 10.88%).

Certain property, plant and equipment of the Group with carrying amounts of RMB434,910,000 as at 31 December 2015 (31 December 2014: nil) has been pledged for the borrowings of the Group (Note 28).

## NOTES TO THE CONSOLIDATED FINANCIAL STATEMENTS

### 14 LAND USE RIGHTS

	<i>RMB'000</i>
<b>Year ended 31 December 2014</b>	
Opening net book amount	513,393
Amortisation	<u>(14,803)</u>
Closing net book amount	<u>498,590</u>
<b>Year ended 31 December 2015</b>	
Opening net book amount	<b>498,590</b>
Amortisation	<b><u>(14,803)</u></b>
Closing net book amount	<b><u>483,787</u></b>

Amounts represent the land use rights of hotels under construction. The relevant land use rights are held on leases of 40 years and the land is located in the PRC.

Land use rights with a total carrying amount of RMB483,787,000 as at 31 December 2015 were pledged as collateral for the Group's borrowings (31 December 2014: RMB498,590,000) (Note 28).

### 15 DEFERRED TAX ASSETS

The analysis of deferred tax assets is as follows:

	<b>Year ended 31 December</b>	
	<b>2015</b>	<b>2014</b>
	<b><i>RMB'000</i></b>	<b><i>RMB'000</i></b>
Deferred tax assets		
– Deferred tax assets to be recovered within 12 months	<b>48,732</b>	—
– Deferred tax assets to be recovered after 12 months	<b><u>102,550</u></b>	<u>134,412</u>
	<b><u>151,282</u></b>	<u>134,412</u>

The movements in deferred tax assets as follows:

	<b>Tax losses</b>	<b>Deductible temporary differences of expenses and cost of sales</b>	<b>Total</b>
	<b><i>RMB'000</i></b>	<b><i>RMB'000</i></b>	<b><i>RMB'000</i></b>
<b>At 1 January 2014</b>	62,970	9,321	72,291
Credit/(debit) to the consolidated income statement (Note 10)	<u>71,442</u>	<u>(9,321)</u>	<u>62,121</u>
<b>At 31 December 2014</b>	<u>134,412</u>	<u>—</u>	<u>134,412</u>
<b>At 1 January 2014</b>	134,412	—	134,412
Credit to the consolidated income statement (Note 10)	<u>16,870</u>	<u>—</u>	<u>16,870</u>
<b>At 31 December 2015</b>	<u>151,282</u>	<u>—</u>	<u>151,282</u>

## NOTES TO THE CONSOLIDATED FINANCIAL STATEMENTS

### 16 INVESTMENTS ACCOUNTED FOR USING THE EQUITY METHOD

#### (a) Investments accounted for using the equity method

(i) The amounts recognised in the consolidated balance sheet are as follows:

	As at 31 December	
	2015 RMB'000	2014 RMB'000
Joint ventures . . . . .	2,440,419	2,258,165
An associate . . . . .	94,319	97,654
	<u>2,534,738</u>	<u>2,355,819</u>

(ii) The amounts recognised in the consolidated income statement are as follows:

	As at 31 December	
	2015 RMB'000	2014 RMB'000
Joint ventures . . . . .	425,874	243,038
An associate . . . . .	(3,335)	(2,314)
	<u>422,539</u>	<u>240,724</u>

(iii) The movement of investments in joint ventures are as follows:

	Year ended 31 December	
	2015 RMB'000	2014 RMB'000
Opening balances . . . . .	2,258,165	607,627
Capital injections . . . . .	243,500	1,407,500
Profit distribution from joint ventures . . . . .	(487,120)	—
Share of profits . . . . .	425,874	243,038
	<u>2,440,419</u>	<u>2,258,165</u>

**NOTES TO THE CONSOLIDATED FINANCIAL STATEMENTS**

**16 INVESTMENTS ACCOUNTED FOR USING THE EQUITY METHOD** *(continued)*

- (b) Set out below are the joint ventures and an associate of the Group as at 31 December 2015. The place of incorporation or registration is also their principal place of business.

Name of entity		Place of business/ place of incorporation and business	% of ownership interest	Measurement method	Principal activities
<b>Joint ventures</b>					
福州世歐房地產 開發有限公司	Fuzhou Shiou Property Development Co., Ltd. (note (i))	PRC	50%	Equity	Property development
福州利博順泰 房地產開發有 限公司	Fuzhou Liboshuntai Property Development Co., Ltd.	PRC	50%	Equity	Property development
海融(漳州)房地 產有限公司	Hairong (Zhangzhou) Property Co., Ltd.	PRC	50%	Equity	Property development
上海愷泰房地產 開發有限公司	Shanghai Kaitai Property Development Co., Ltd.	PRC	50%	Equity	Property development
上海愷岱房地產 開發有限公司	Shanghai Kaidai Property Development Co., Ltd.	PRC	50%	Equity	Property development
上海愷譽房地產 開發有限公司	Shanghai Kaiyu Property Development Co., Ltd.	PRC	50%	Equity	Property development
上海愷日房地產 開發有限公司	Shanghai Kairi Property Development Co., Ltd.	PRC	50%	Equity	Property development
上海愷暢房地產 開發有限公司	Shanghai Kaichang Property Development Co., Ltd.	PRC	50%	Equity	Property development
上海愷崇房地產 開發有限公司	Shanghai Kaichong Property Development Co., Ltd. (note (ii))	PRC	25%	Equity	Property development
<b>Associate</b>					
漳州市萬科濱江 置業有限公司	Zhangzhou City Wankebinjiang Property Co., Ltd.	PRC	20%	Equity	Property development

- (i) The Group and a company controlled by a close family member of Mr. Ou holds 50% and 50% equity interest in Fuzhou Shiou Property Development Co., Ltd. ("Fuzhou Shiou"), respectively. Fuzhou Shiou and its subsidiaries (collectively refer to "Shiou Group") are principally engaged in development of certain residential and commercial property projects in Fuzhou City. According to a separate agreement entered into between the Group and the joint venture partner, the equity interest in one property development project of Shiou Group is held by the Group and the joint venture partner at 40% and 60%, respectively.
- (ii) The Group and another two joint venture partners which are independent third parties to the Group hold equity interest in Shanghai Kaichong Property Development Co., Ltd. at 25%, 25% and 50%, respectively.



## NOTES TO THE CONSOLIDATED FINANCIAL STATEMENTS

### 16 INVESTMENTS ACCOUNTED FOR USING THE EQUITY METHOD *(continued)*

#### (c) Summarised financial information for joint ventures

- (i) Set out below is the summarised consolidated financial information for Shiou Group, which is material to the Group.

#### Summarised consolidated balance sheet

	As at 31 December	
	2015 RMB'000	2014 RMB'000
<b>ASSETS</b>		
<b>Non-current assets</b>		
Investment properties	3,317,000	3,175,000
Deferred tax assets	8,268	66,739
Other non-current assets	1,747	2,389
	<u>3,327,015</u>	<u>3,244,128</u>
<b>Current</b>		
Properties under development	—	8,161,682
Completed properties held for sale	2,575,553	187,899
Amounts due from shareholders	577,697	2,979,903
Amounts due from customers for contract works	193,551	575,131
Trade and other receivables	688,751	77,582
Prepayments	28,216	361,096
Prepaid income tax	5,322	379,907
Restricted cash	9,985	140,833
Cash and cash equivalents	46,935	196,378
	<u>4,126,010</u>	<u>13,060,411</u>
<b>Total assets</b>	<u>7,453,025</u>	<u>16,304,539</u>
<b>LIABILITIES</b>		
<b>Non-current liabilities</b>		
Borrowings	—	1,544,700
Deferred tax liabilities	292,830	247,436
	<u>292,830</u>	<u>1,792,136</u>
<b>Current liabilities</b>		
Borrowings	3,085,500	2,402,020
Advances received from pre-sales of properties	277,322	8,585,407
Trade and other payables	1,593,822	1,744,862
Current income tax liabilities	695,638	23,483
	<u>5,652,282</u>	<u>12,755,772</u>
<b>Total liabilities</b>	<u>5,945,112</u>	<u>14,547,908</u>
<b>Net assets</b>	<u>1,507,913</u>	<u>1,756,631</u>

## NOTES TO THE CONSOLIDATED FINANCIAL STATEMENTS

### 16 INVESTMENTS ACCOUNTED FOR USING THE EQUITY METHOD *(continued)*

#### (c) Summarised financial information for joint ventures *(continued)*

- (i) Set out below is the summarised consolidated financial information for Shiou Group, which is material to the Group. *(continued)*

#### Summarised consolidated income statement and statement of comprehensive income

	Year ended 31 December	
	2015	2014
	RMB'000	RMB'000
Revenue .....	10,303,615	2,393,615
Cost of sales .....	(8,246,932)	(2,001,791)
Selling and marketing costs .....	(86,291)	(108,544)
Administrative expenses .....	(76,547)	(63,591)
Interest income .....	548	1,531
Fair value gain of investment properties .....	71,258	504,992
Other income, net .....	3,181	5,169
Profit before income tax .....	1,968,832	731,381
Income tax expenses .....	(1,150,995)	(217,161)
<b>Profit for the year from continuing operations</b> .....	<b>817,837</b>	<b>514,220</b>
Other comprehensive income .....	—	—
<b>Total comprehensive income for the year</b> .....	<b>817,837</b>	<b>514,220</b>
The joint venture's commitments .....	—	910,136
The joint venture's financial guarantee contracts .....	3,631,079	3,839,952

- (ii) Set out below is the reconciliation of the summarised consolidated financial information presented to the carrying amount of the Group's interest in Shiou Group.

	Year ended 31 December	
	2015	2014
	RMB'000	RMB'000
<b>Opening net assets</b> .....	<b>1,756,631</b>	<b>1,242,411</b>
Profit for the year .....	817,837	514,220
Profit distribution to shareholders .....	(1,066,555)	—
Other comprehensive income .....	—	—
<b>Closing net assets</b> .....	<b>1,507,913</b>	<b>1,756,631</b>
Interest in joint ventures .....	752,467	847,328
<b>Carrying value</b> .....	<b>752,467</b>	<b>847,328</b>

## NOTES TO THE CONSOLIDATED FINANCIAL STATEMENTS

### 16 INVESTMENTS ACCOUNTED FOR USING THE EQUITY METHOD *(continued)*

#### (c) Summarised financial information for joint ventures *(continued)*

- (iii) Set out below is the summarised financial information for Shanghai Kaitai Property Development Co., Ltd. (“Shanghai Kaitai”), which is material to the Group.

#### Summarised balance sheet

	As at 31 December	
	2015 RMB'000	2014 RMB'000
<b>ASSETS</b>		
<b>Non-current assets</b>		
Deferred tax assets . . . . .	4,143	684
Other non-current assets . . . . .	49	63
	<u>4,192</u>	<u>747</u>
<b>Current</b>		
Properties under development . . . . .	6,082,054	5,062,162
Trade and other receivables . . . . .	36,750	5,020
Prepaid income taxes . . . . .	21,266	—
Cash and cash equivalents . . . . .	609,651	33,178
	<u>6,749,721</u>	<u>5,100,360</u>
<b>Total assets . . . . .</b>	<u><b>6,753,913</b></u>	<u><b>5,101,107</b></u>
<b>LIABILITIES</b>		
<b>Non-current liabilities</b>		
Borrowings . . . . .	593,820	—
<b>Current liabilities</b>		
Advances received from pre-sales of properties . . . . .	1,057,158	—
Amounts due to shareholders . . . . .	1,425,536	2,818,682
Trade and other payables . . . . .	1,679,830	274,476
	<u>4,162,524</u>	<u>3,093,158</u>
<b>Total liabilities . . . . .</b>	<u><b>4,756,344</b></u>	<u><b>3,093,158</b></u>
<b>Net assets . . . . .</b>	<u><b>1,997,569</b></u>	<u><b>2,007,949</b></u>

## NOTES TO THE CONSOLIDATED FINANCIAL STATEMENTS

### 16 INVESTMENTS ACCOUNTED FOR USING THE EQUITY METHOD *(continued)*

#### (c) Summarised financial information for joint ventures *(continued)*

- (iii) Set out below is the summarised financial information for Shanghai Kaitai Property Development Co., Ltd. (“Shanghai Kaitai”), which is material to the Group. *(continued)*

##### Summarised income statement and statement of comprehensive income

	Year ended 31 December	
	2015 RMB'000	2014 RMB'000
Revenue .....	—	—
Cost of sales .....	—	—
Selling and marketing costs .....	(11,407)	(12)
Administrative expenses .....	(3,088)	(2,511)
Interest income .....	656	289
Loss before income tax .....	(13,839)	(2,234)
Income tax credit .....	3,459	559
<b>Loss for the year from continuing operations</b> .....	<b>(10,380)</b>	<b>(1,675)</b>
Other comprehensive income .....	—	—
<b>Total comprehensive loss for the year</b> .....	<b>(10,380)</b>	<b>(1,675)</b>
The joint venture's commitments .....	<b>1,840,726</b>	<b>2,463,579</b>
The joint venture's financial guarantee contracts .....	<b>95,079</b>	—

No dividend has been paid or declared by the joint venture since its establishment.

- (iv) Set out below is the reconciliation of the summarised financial information presented to the carrying amount of the Group's interest in Shanghai Kaitai.

	Year ended 31 December	
	2015 RMB'000	2014 RMB'000
<b>Opening net assets</b> .....	<b>2,007,949</b>	9,624
Capital injections .....	—	2,000,000
Loss for the year .....	(10,380)	(1,675)
<b>Closing net assets</b> .....	<b>1,997,569</b>	<b>2,007,949</b>
Interest in joint ventures .....	<b>998,785</b>	1,003,975
<b>Carrying value</b> .....	<b>998,785</b>	<b>1,003,975</b>

- (v) The Group's interests in joint ventures, other than Shiou Group and Shanghai Kaitai, which are individually immaterial to the Group, as at 31 December 2015 is RMB689,167,000 (31 December 2014: RMB406,862,000). Set out below is the summarised financial information of the Group's interests in these individually immaterial joint ventures in aggregate.

	Year ended 31 December	
	2015 RMB'000	2014 RMB'000
The Group's share of these joint ventures':		
– profit/(loss) for the year from continuing operations .....	<b>38,804</b>	(13,183)
– other comprehensive income .....	—	—
– total comprehensive income/(loss) for the year .....	<b>38,804</b>	<b>(13,183)</b>

## NOTES TO THE CONSOLIDATED FINANCIAL STATEMENTS

### 16 INVESTMENTS ACCOUNTED FOR USING THE EQUITY METHOD *(continued)*

#### (c) Summarised financial information for joint ventures *(continued)*

- (vi) The Group's interests in an associate, Zhangzhou City Wankebinjiang Property Co., Ltd., which is immaterial to the Group, as at 31 December 2015 is RMB94,319,000 (31 December 2014: RMB97,654,000). Set out below is the summarised financial information in respect of the Group's interests in the associate.

	Year ended 31 December	
	2015 RMB'000	2014 RMB'000
The Group's share of the associate's:		
– loss for the year from continuing operations	(3,335)	(2,314)
– other comprehensive income	—	—
– total comprehensive loss for the year	<u>(3,335)</u>	<u>(2,314)</u>

### 17 FINANCIAL INSTRUMENTS BY CATEGORY

	As at 31 December	
	2015 RMB'000	2014 RMB'000
<b>Financial assets:</b>		
Loans and receivables		
– Trade and other receivables	433,163	261,267
– Amounts due from related parties	—	2,713,147
– Amounts due from customers for contract works	143,361	114,627
– Restricted cash	74,458	741,736
– Cash and cash equivalents	2,742,466	657,637
– Term deposits with initial terms of over three months	1,021,799	—
– Available-for-sale financial assets	87,000	21,000
	<u>4,502,247</u>	<u>4,509,414</u>
<b>Financial liabilities:</b>		
Liabilities at amortised cost		
– Trade and other payables, excluding accrual for staff costs and allowances and other taxes payable	2,177,971	1,216,759
– Amounts due to related parties	265,007	3,207,622
– Dividend payable	—	338,000
– Borrowings	16,372,563	17,258,800
	<u>18,815,541</u>	<u>22,021,181</u>

## NOTES TO THE CONSOLIDATED FINANCIAL STATEMENTS

### 18 PROPERTIES UNDER DEVELOPMENT AND COMPLETED PROPERTIES HELD FOR SALE

	As at 31 December	
	2015 RMB'000	2014 RMB'000
Properties under development comprise:		
– Construction costs	3,868,688	3,553,185
– Capitalised interests	3,082,275	1,773,126
– Land use rights	16,387,466	9,580,802
	<u>23,338,429</u>	<u>14,907,113</u>
Completed properties held for sale comprise:		
– Construction costs	878,999	417,901
– Capitalised interests	200,704	106,132
– Land use rights	222,185	342,390
	<u>1,301,888</u>	<u>866,423</u>

Properties under development and completed properties held for sale of the Group are all located in the PRC and expected to be completed and available for sale within one operating cycle. The relevant land use rights are on leases of 40 to 70 years.

The capitalisation rate of the borrowings was 10.50% for the year ended 31 December 2015 (2014: 10.88%).

The Group's pledged properties held for sale and properties under development are set out as follows:

	As at 31 December	
	2015 RMB'000	2014 RMB'000
Carrying amounts of properties held for sale and properties under development:		
– Pledged as collateral for the Group's borrowings	<u>14,045,568</u>	<u>7,476,887</u>

### 19 TRADE AND OTHER RECEIVABLES AND PREPAYMENTS

	As at 31 December	
	2015 RMB'000	2014 RMB'000
Trade receivables (Note (a))	26,804	4,164
Other receivables		
– Bidding deposits for acquisition of land use rights	181,880	—
– Deposits for construction contracts (Note (b))	98,482	148,482
– Receivables from a local government (Note (c))	66,627	66,627
– Others	59,370	41,994
	<u>406,359</u>	<u>257,103</u>
Prepayments		
– Prepaid business taxes and other taxes	345,472	334,821
– Prepayments for acquisition of land use rights	1,061,285	6,978,866
– Others	28,645	91,853
	<u>1,435,402</u>	<u>7,405,540</u>
	<u>1,868,565</u>	<u>7,666,807</u>
Less: other receivables included in non-current assets	—	(2,691)
	<u>1,868,565</u>	<u>7,664,116</u>

## NOTES TO THE CONSOLIDATED FINANCIAL STATEMENTS

### 19 TRADE AND OTHER RECEIVABLES AND PREPAYMENTS *(continued)*

- (a) Aging analysis of the trade receivables based on invoice date is as follows:

	<b>As at 31 December</b>	
	<b>2015</b>	<b>2014</b>
	<b>RMB'000</b>	<b>RMB'000</b>
Within 90 days . . . . .	<b>23,708</b>	—
Over 90 days and within 365 days . . . . .	—	2,339
Over 365 days . . . . .	<b>3,096</b>	1,825
	<b><u>26,804</u></b>	<b><u>4,164</u></b>

Proceeds receivable in respect of sale of properties are settled in accordance with the terms stipulated in the sale and purchase agreements. Generally, purchasers of properties are required to settle the balance within 90 days as specified in the sales and purchase agreements.

As at 31 December 2015, trade receivables of RMB3,096,000 were past due but not impaired (31 December 2014: RMB4,164,000). These relate to a number of independent customers for whom there are no significant financial difficulty. Management is of the view that the overdue amounts can be recovered as the Group is entitled to take over legal title and possession of underlying properties for re-sales.

- (b) The amounts represented deposits for construction contracts of resettlement housing (Note 20).
- (c) The amounts represented the consideration paid to a local government in Fujian Province in relation to cooperation in development of a property project. The project was subsequently terminated and the consideration should be returned by the local government. Up to the date of these consolidated financial statements, the Group has received an amount of RMB30,000,000 from the local government.
- (d) As at 31 December 2015, the Group's trade and other receivables were all denominated in RMB (31 December 2014: same).
- (e) As at 31 December 2015, the Group's maximum exposure to credit risk was the carrying value of each class of receivables mentioned above (31 December 2014: same). No material trade and other receivables were impaired as at 31 December 2015 (31 December 2014: same).

### 20 AMOUNTS DUE FROM CUSTOMERS FOR CONTRACT WORKS

	<b>As at 31 December</b>	
	<b>2015</b>	<b>2014</b>
	<b>RMB'000</b>	<b>RMB'000</b>
Contracts in progress at the end of the year:		
Contract costs incurred plus recognised profits . . . . .	<b>272,601</b>	184,736
Less: progress billings . . . . .	<b>(129,240)</b>	(70,109)
	<b><u>143,361</u></b>	<b><u>114,627</u></b>

According to the agreements of acquisition of land use rights entered into with certain local governments, as part of the consideration to obtain the land use rights, certain subsidiaries of the Group were required to construct houses for the respective governments.

Contract revenue of RMB87,865,000, which represented the construction services having been provided, have been recognised as revenue during the year ended 31 December 2015 (2014: RMB103,044,000).



## NOTES TO THE CONSOLIDATED FINANCIAL STATEMENTS

### 21 RESTRICTED CASH

	As at 31 December	
	2015 RMB'000	2014 RMB'000
Denominated in RMB .....	<b>74,458</b>	<b>741,736</b>

The Group placed certain cash deposits with designated banks as security for borrowings as of 31 December 2015 (31 December 2014: as security for borrowings and issuance of commercial bills).

### 22 CASH AND CASH EQUIVALENTS AND TERM DEPOSITS WITH INITIAL TERMS OF OVER THREE MONTHS

	As at 31 December	
	2015 RMB'000	2014 RMB'000
Cash and cash equivalents denominated in: (note a)		
– RMB .....	<b>2,731,751</b>	657,637
– USD .....	<b>10,675</b>	—
– HKD .....	<b>40</b>	—
	<b>2,742,466</b>	<b>657,637</b>
Term deposits with initial terms of over three months denominated in: (note (a) and (b))		
– RMB .....	<b>322,751</b>	—
– USD .....	<b>699,048</b>	—
	<b>1,021,799</b>	—

(a) The conversion of RMB denominated balances into foreign currencies and the remittance of such foreign currencies out of the PRC are subject to relevant rules and regulations of foreign exchange control promulgated by the PRC government.

(b) The weighted average effective interest rate of the Group's term deposits with initial terms of over three months as at 31 December 2015 is 1.42% per annum. The carrying amounts of the Group's term deposits approximate their fair value due to the short term maturities.

### 23 AVAILABLE-FOR-SALE FINANCIAL ASSETS

	Year ended 31 December	
	2015 RMB'000	2014 RMB'000
At 1 January .....	<b>21,000</b>	9,000
Additions .....	<b>86,000</b>	21,000
Disposals .....	<b>(20,000)</b>	(9,000)
At 31 December .....	<b>87,000</b>	21,000
Less: non-current portion .....	<b>(46,000)</b>	(1,000)
Current portion .....	<b>41,000</b>	20,000

## NOTES TO THE CONSOLIDATED FINANCIAL STATEMENTS

### 23 AVAILABLE-FOR-SALE FINANCIAL ASSETS *(continued)*

The Group's available-for-sale financial assets mainly represents the Group's investments in certain wealth management products, which can be redeemed upon request by the Group:

	31 December	
	2015 RMB'000	2014 RMB'000
Wealth management products issued by:		
– big four commercial banks of the PRC .....	40,000	20,000
– trust company .....	46,000	—
– asset management company .....	1,000	1,000
	<u>87,000</u>	<u>21,000</u>

The available-for-sale financial assets are denominated in RMB as at 31 December 2015 (31 December 2014: same).

The maximum exposure to credit risk at 31 December 2014 and 2015 is the carrying value of the investments classified as available for sale. None of these financial assets is either past due or impaired.

### 24 SHARE CAPITAL AND SHARE PREMIUM

	Number of ordinary shares	Nominal value of ordinary shares HKD	Equivalent nominal value of ordinary shares RMB'000	Share premium RMB'000	Total RMB'000
At 11 September 2014 (date of incorporation) and 31 December 2014 .....	100	0.001	—	—	—
Capital injection from the then shareholder of the Company (Note (a)) .....	900	0.009	—	989,745	989,745
At 31 December 2015 .....	<u>1,000</u>	<u>0.01</u>	<u>—</u>	<u>989,745</u>	<u>989,745</u>

The authorised share capital of the Company as at 11 September 2014 (date of incorporation), 31 December 2014 and 2015 was HK\$380,000 divided into 38,000,000,000 shares.

Upon the incorporation of the Company, one ordinary share of HKD0.00001 was allotted and issued to the sole subscriber and then was transferred to Dingxin. On same date, the Company further allotted and issued 99 ordinary shares to Dingxin. The Company was then wholly-owned by Dingxin.

- (a) During the year ended 31 December 2015, the Company allotted and issued 900 shares to Dingxin at a consideration of US\$161,300,000 (equivalent to RMB989,745,000).

### 25 CAPITAL RESERVES

Capital reserves mainly represented accumulated capital contribution from the then shareholders of the group companies.

### 26 STATUTORY RESERVES

In accordance with relevant rules and regulations in the PRC, when declaring dividend, the Group's PRC subsidiaries are required to appropriate not less than 10% of their profit after taxation calculated under PRC

## NOTES TO THE CONSOLIDATED FINANCIAL STATEMENTS

### 26 STATUTORY RESERVES *(continued)*

accounting rules and regulations to the statutory reserve fund, until the accumulated total of the fund reaches 50% of the registered capital of the respective companies. The statutory reserve fund can only be used, upon approval by the relevant authority, to offset losses brought forward from prior years or to increase the paid up capital of respective companies.

### 27 NON-CONTROLLING INTERESTS

Pursuant to investment agreements entered into between the Group and Fujian Oushi Construction Development Co., Ltd (“Fujian Oushi Construction”), Fujian Oushi Construction agreed to contribute cash of RMB612,000,000, RMB601,000,000 and RMB435,000,000 to three real estate projects of the Group in exchange of 49% equity interests of these three projects.

### 28 BORROWINGS

	As at 31 December	
	2015 RMB'000	2014 RMB'000
Borrowings included in non-current liabilities:		
Bank borrowings – secured .....	1,622,000	1,945,000
Other borrowings – secured (Note a) .....	10,779,100	14,933,700
Public Corporate Bond – unsecured (Note c) .....	1,171,463	—
Less: current portion of non-current borrowings .....	(6,646,500)	(5,879,100)
	<u>6,926,063</u>	<u>10,999,600</u>
Borrowings included in current liabilities:		
Bank borrowings – secured .....	—	29,100
Other borrowings – secured (Note a) .....	2,800,000	351,000
Current portion of non-current borrowings .....	6,646,500	5,879,100
	<u>9,446,500</u>	<u>6,259,200</u>
Total borrowings .....	<u>16,372,563</u>	<u>17,258,800</u>

All of the Group’s borrowings are denominated in RMB.

- (a) Certain group companies in the PRC have entered into fund arrangements with trust companies, security companies and assets management companies, respectively, pursuant to which these financial institutions raised funds and injected them, directly or through entrusted banks, to the group companies. Certain equity interests of the group companies were held by the financial institutions as collateral of which the Group is obligated to redeem at predetermined prices (Note 34(c)). The funds bear fixed interest rates and have fixed repayment terms.
- (b) As at 31 December 2015, all the Group’s bank and other borrowings were secured by the Group’s assets which includes properties held for sale, properties under development, property, plant and equipment, land use rights, equity interests of certain subsidiaries and restricted cash (31 December 2014: same). In addition to pledge of the Group’s assets, Mr. Ou has provided personal guarantee for the bank and other borrowings of RMB7,912,000,000 as at 31 December 2015 (31 December 2014: RMB11,253,300,000), which has been subsequently released.
- (c) In October and November 2015, Rongxin (Fujian) Investment Group Co., Ltd. (“Rongxin Fujian”), a group company incorporated in PRC, obtained the pre-approval from Shanghai Stock Exchange and approval from China Securities Regulatory Commission, respectively, to issue corporate bonds to public investors (“Public Corporate Bonds”) in tranches with 24 months after the approvals. Rongxin

## NOTES TO THE CONSOLIDATED FINANCIAL STATEMENTS

### 28 BORROWINGS (continued)

Fujian issued the first tranche of the Public Corporate Bonds in December 2015 at nominal amount of RMB1.2 billion, with a tenure of 5 years, Rongxin Fujian has the option to increase the coupon rate by not more than 1% and the bonds holders can exercise the retractable option at the end of the third year from the issuance date. The effective interest rate of the Public Corporate Bonds is 6.41% per annum.

- (d) The exposure of borrowings to interest-rate changes and the contractual repricing dates or maturity dates whichever is earlier is as follows:

	As at 31 December	
	2015 RMB'000	2014 RMB'000
6 months or less .....	5,343,000	1,759,100
6 – 12 months .....	4,395,100	5,529,100
1 – 5 years .....	6,634,463	9,970,600
Total .....	<u>16,372,563</u>	<u>17,258,800</u>

- (e) The maturity of the borrowings is as follows:

	As at 31 December	
	2015 RMB'000	2014 RMB'000
Within 1 year .....	9,446,500	6,259,200
1 – 2 years .....	4,654,600	7,052,100
2 – 5 years .....	2,271,463	3,947,500
Total .....	<u>16,372,563</u>	<u>17,258,800</u>

- (f) The weighted average effective interest rates are as follows:

	As at 31 December	
	2015	2014
Bank borrowings .....	6.89%	7.48%
Public Corporate Bond .....	6.41%	—
Other borrowings .....	11.28%	11.31%
Weighted average effective interest rates .....	<u>10.50%</u>	<u>10.88%</u>

- (g) The carrying amounts of the borrowings approximate their fair values as at 31 December 2015 as either the impact of discounting is not significant or the borrowings carry floating rates of interests (31 December 2014: same).

## NOTES TO THE CONSOLIDATED FINANCIAL STATEMENTS

### 29 TRADE AND OTHER PAYABLES

	As at 31 December	
	2015 RMB'000	2014 RMB'000
Trade payables (Note a) . . . . .	<b>1,640,102</b>	776,592
Bills payable . . . . .	—	112,000
Other taxes payable . . . . .	<b>17,537</b>	3,943
Accrued payroll . . . . .	<b>78,124</b>	56,615
Interests payable . . . . .	<b>61,988</b>	87,632
Deposits received for sales of properties . . . . .	<b>252,607</b>	117,369
Deposits from contractors and suppliers . . . . .	<b>125,282</b>	78,658
Others . . . . .	<b>97,992</b>	44,508
	<b><u>2,273,632</u></b>	<b><u>1,277,317</u></b>

(a) The ageing analysis of the trade payables is as follows:

	As at 31 December	
	2015 RMB'000	2014 RMB'000
Within 90 days . . . . .	<b>546,914</b>	352,101
Over 90 days and within 365 days . . . . .	<b>490,341</b>	156,574
Over 365 days . . . . .	<b>602,847</b>	267,917
	<b><u>1,640,102</u></b>	<b><u>776,592</u></b>

Except for other payables of RMB11,599,000 denominated in HKD, the Group's remaining trade and other payables as at 31 December 2015 were denominated in RMB (31 December 2014: all trade and other payables were denominated in RMB).

### 30 CASH GENERATED FROM/(USED IN) OPERATIONS

Reconciliation of profit for the year to net cash generated from/(used in) operations.

	Year ended 31 December	
	2015 RMB'000	2014 RMB'000
Profit before income tax . . . . .	<b>2,464,038</b>	833,601
Adjustments for:		
– Depreciation of property, plant and equipment (note 13) . . . . .	<b>14,097</b>	12,756
– Interest income . . . . .	<b>(11,037)</b>	(5,025)
– Net foreign exchange gains . . . . .	<b>(52,663)</b>	—
– Finance costs on disposal of amounts due from joint ventures and an associate . . . . .	<b>74,876</b>	—
– Amortisation of intangible assets . . . . .	<b>1,035</b>	952
– Gains from disposal of property, plant and equipment . . . . .	<b>(638)</b>	(676)
– Share of profits of investments accounted for using the equity method, net . . . . .	<b>(422,539)</b>	(240,724)

## NOTES TO THE CONSOLIDATED FINANCIAL STATEMENTS

### 30 CASH GENERATED FROM/(USED IN) OPERATIONS *(continued)*

	Year ended 31 December	
	2015 RMB'000	2014 RMB'000
Changes in working capital:		
– Properties under development and completed properties held for sale . . . . .	(6,045,188)	(8,045,542)
– Trade and other receivables . . . . .	(200,630)	321,086
– Prepayments . . . . .	5,903,953	(128,169)
– Pre-sale proceeds received from customers . . . . .	1,983,127	1,298,055
– Trade and other payables . . . . .	288,955	195,551
– Restricted cash . . . . .	94,126	(127,434)
Cash generated from/(used in) operations . . . . .	<u>4,091,512</u>	<u>(5,885,569)</u>

### 31 FINANCIAL GUARANTEE

	As at 31 December	
	2015 RMB'000	2014 RMB'000
Guarantee in respect of mortgage facilities for certain purchasers (note a) . . . . .	6,412,925	3,579,851
Guarantee provided for the borrowings of the joint ventures and related party (note b and note 33(d) (ii)) . . . . .	3,031,410	2,092,700
	<u>9,444,335</u>	<u>5,672,551</u>

- (a) The Group has arranged bank financing for certain purchasers of the Group's property units and provided guarantees to secure obligations of such purchasers for repayments. Such guarantees terminate upon the earlier of (i) issuance of the real estate ownership certificates which will generally be available within an average period of two to three years upon the completion of guarantee registration; or (ii) the satisfaction of mortgaged loan by the purchasers of properties.

Pursuant to the terms of the guarantees, upon default in mortgage payments by these purchasers, the Group is responsible to repay the outstanding mortgage principals together with accrued interest and penalty owed by the defaulted purchasers to the banks and the Group is entitled to take over the legal title and possession of the related properties. The Group's guarantee period starts from the dates of grant of the mortgages. The directors consider that the likelihood of default in payments by purchasers is minimal and therefore the financial guarantee measured at fair value is immaterial.

- (b) Amounts represented the maximum exposure of the guarantees provided by the Group.

### 32 COMMITMENTS

- (a) Commitments for property development expenditures as at 31 December 2015 as follows:

	As at 31 December	
	2015 RMB'000	2014 RMB'000
Contracted but not provided for		
– Property development activities . . . . .	4,038,906	4,534,954
– Land use rights . . . . .	3,310,000	4,734,311
	<u>7,348,906</u>	<u>9,269,265</u>

## NOTES TO THE CONSOLIDATED FINANCIAL STATEMENTS

### 32 COMMITMENTS (continued)

(b) Operating leases commitments – the Group as lessee

The future aggregate minimum lease payments under non-cancellable operating leases are as follows:

	As at 31 December	
	2015 RMB'000	2014 RMB'000
– Not later than one year . . . . .	17,948	17,291
– Later than one year and not later than three years . . . . .	9,457	11,998
	<u>27,405</u>	<u>29,289</u>

### 33 RELATED PARTY TRANSACTIONS

(a) Major related parties that had transactions during the year with the Group are as follows:

Related parties	Relationship with the Group
Rongxin (Fujian) Property Management Co., Ltd. 融信(福建)物業管理有限公司	A company controlled by the Controlling Shareholder
Fujian Dingcheng Investment Co., Ltd. (“Dingcheng”) 福建鼎誠投資有限公司	A company controlled by the Controlling Shareholder
Hemei (Zhangzhou) Hotel Investment Co., Ltd. 和美(漳州)酒店投資有限公司	A company controlled by the Controlling Shareholder
Mr. Ou	Controlling Shareholder and director of the Company
Ms. Xu Lixiang (許麗香)	Family member of Mr. Ou

The English names of the PRC companies referred to above in this note represent management’s best efforts in translating the Chinese names of those companies as no English names have been registered or available.

(b) Key management compensation

Compensation for key management other than those for directors as disclosed in note 8(a) is set out below.

	Year ended 31 December	
	2015 RMB'000	2014 RMB'000
Key management compensation		
– Salaries and other employee benefits . . . . .	2,059	3,182
– Pension costs . . . . .	64	87
	<u>2,123</u>	<u>3,269</u>



## NOTES TO THE CONSOLIDATED FINANCIAL STATEMENTS

### 33 RELATED PARTY TRANSACTIONS *(continued)*

#### (c) Balances with related parties

	As at 31 December	
	2015	2014
	RMB'000	RMB'000
Amounts due to other related parties:		
– Mr. Ou	237,500	627,057
– Rongxin (Fujian) Property Management Co., Ltd.	27,047	8,541
– Dingxin	460	—
– Dingcheng	—	888,251
Amounts due to joint ventures:		
– Shiou Group	—	1,448,773
– Fuzhou Liboshuntai Property Development Co., Ltd.	—	235,000
	<u>265,007</u>	<u>3,207,622</u>

Amounts due to Mr. Ou and Dingxin mainly represent cash advances which are unsecured, interest-free, repayable on demand and denominated in RMB (31 December 2014: same). Amounts due to Mr. Ou and Dingxin as at 31 December 2015 were subsequently settled.

Amounts due to Rongxin (Fujian) Property Management Co., Ltd. represent mainly the payables of property management fees which are unsecured, interest free, and to be settled according to agreed terms and are denominated in RMB.

#### (d) Transactions with related parties

During the year ended 31 December 2015, the Group had the following significant transactions with related parties.

The directors of the Company are of the opinion that the following related party transactions were conducted on normal commercial terms and in the ordinary course of business.

##### (i) Property management services provided by a related party

	Year ended 31 December	
	2015	2014
	RMB'000	RMB'000
– Rongxin (Fujian) Property Management Co., Ltd.	<u>38,941</u>	<u>24,745</u>

##### (ii) Guarantee for borrowings of related parties

	As at 31 December	
	2015	2014
	RMB'000	RMB'000
Guarantee to joint ventures:		
– Shiou Group	2,689,500	1,544,700
– Fuzhou Liboshuntai Property Development Co., Ltd.	45,000	140,000
– Shanghai Kaitai Property Development Co., Ltd.	296,910	—
Guarantee to other related party:		
– Hemei (Zhangzhou) Hotel Investment Co., Ltd.	—	408,000
	<u>3,031,410</u>	<u>2,092,700</u>

## NOTES TO THE CONSOLIDATED FINANCIAL STATEMENTS

### 33 RELATED PARTY TRANSACTIONS (continued)

#### (d) Transactions with related parties (continued)

##### (iii) Movements of cash advances

	Year ended 31 December	
	2015	2014
	RMB'000	RMB'000
<b>Cash advances to related parties</b>		
Opening balances	2,713,147	3,324,359
Non-cash transaction		
– Transfer from prepayment for investment in a joint venture when the joint venture was incorporated	—	156,208
Advances to		
– Shanghai Kairi Property Development Co., Ltd.	—	59,442
– Shanghai Kaichang Property Development Co., Ltd.	—	239,769
– Shanghai Kaiyu Property Development Co., Ltd.	—	207,407
– Shanghai Kaichong Property Development Co., Ltd.	—	83,984
– Hairong (Zhangzhou) Property Development Co., Ltd.	—	115,896
– Zhangzhou City Wankebinjiang Property Co., Ltd.	—	11,081
	—	717,579
Repayments from		
– Fuzhou Liboshuntai Property Development Co., Ltd.	—	(120,000)
– Shanghai Kaidai Property Development Co., Ltd.	(267,589)	(1,008,500)
– Shanghai Kaitai Property Development Co., Ltd.	—	(356,499)
– Shanghai Kairi Property Development Co., Ltd.	(36,474)	—
– Shanghai Kaiyu Property Development Co., Ltd.	(207,407)	—
– Hairong (Zhangzhou) Property Development Co., Ltd.	(155,282)	—
– Zhangzhou City Wankebinjiang Property Co., Ltd.	(174,481)	—
– Shanghai Kaichang property development Co., Ltd.	(8)	—
	(841,241)	(1,484,999)
Disposal of amounts due from joint ventures and an associate (Note (iii-1))		
– Shanghai Kai Tai Property Development Co., Ltd.	(1,390,787)	—
– Shanghai Kaichang Property Development Co., Ltd.	(239,761)	—
– Hairong (Zhangzhou) Property Co., Ltd.	(116,822)	—
– Shanghai Kaichong Property Development Co., Ltd.	(83,984)	—
– Zhangzhou City Wankebinjiang Property Co., Ltd.	(17,584)	—
– Shanghai Kairi Property Development Co., Ltd.	(22,968)	—
	(1,871,906)	—
	—	2,713,147

(iii-1) In December 2015, the Group entered into an agreement with an independent financial institution, pursuant to which the Group transferred its rights over the amounts due from these joint ventures and an associate of RMB1,871,906,000 in aggregate to the financial institution at consideration of RMB1,797,030,000. The difference of RMB74,876,000 was recognised as finance costs in the consolidated income statement for the year ended 31 December 2015.

## NOTES TO THE CONSOLIDATED FINANCIAL STATEMENTS

### 33 RELATED PARTY TRANSACTIONS *(continued)*

#### (d) Transactions with related parties *(continued)*

##### (iii) Movements of cash advances *(continued)*

	Year ended 31 December	
	2015 RMB'000	2014 RMB'000
<b>Cash advances from related parties</b>		
Opening balances	3,199,081	1,869,745
Non-cash transaction		
– Offset the dividend receivable from Shiou Group with the amounts due to Shiou Group	(487,120)	—
Payables to		
– Dingcheng during the Reorganisation	—	441,316
– Mr. Ou during the Reorganisation	—	332,222
	<u>—</u>	<u>773,538</u>
Advances from		
– Mr. Ou	—	257,650
– Shiou Group	—	318,500
– Fuzhou Liboshuntai Property Development Co., Ltd.	—	235,000
– Dingxin	460	—
	<u>460</u>	<u>811,150</u>
Repayments to		
– Shiou Group	(961,653)	—
– Fuzhou Liboshuntai Property Development Co., Ltd.	(235,000)	—
– Mr. Ou	(389,557)	—
– Dingcheng	(888,251)	(255,352)
	<u>(2,474,461)</u>	<u>(255,352)</u>
	<u>237,960</u>	<u>3,199,081</u>

The cash advances with related parties are denominated and settled in RMB.

**NOTES TO THE CONSOLIDATED FINANCIAL STATEMENTS**

**34 PARTICULARS OF PRINCIPAL SUBSIDIARIES**

(a) The following is a list of the principal subsidiaries at 31 December 2015:

Name of companies Directly held by the Company	Type of legal status	Place of operation/ establishment	Principal activities	Authorised/registered/ paid up capital and debt securities	Proportion of ownership interest held by the Group at 31 December		
					2015	2014	2015
融達有限公司	Rongda Company Limited	BVI	Investment	Authorised and paid up capital of US\$100	100%	100%	—
<b>Indirectly held by the Company</b>							
融泰有限公司	Rongtai Company Limited	Hong Kong	Investment	Paid up capital of HKD100	100%	100%	—
福建融晟美商務諮詢有限公司	Fujian Rongshengmei Business Information Consultation Co., Ltd	PRC	Business Information Consultation	Registered capital of RMB 100,000,000 and paid up capital of nil	100%	100%	—
福州晟業投資有限公司	Fuzhou Shengye Co., Ltd	PRC	Investment	Registered and paid up capital of RMB100,000,000	100%	100%	—
福州羿恒投資有限公司	Fuzhou Yiheng Co., Ltd	PRC	Investment	Registered and paid up capital of RMB100,000,000	100%	100%	—
融信(福建)投資集團有限公司	Rongxin Fujian	PRC	Property Development	Registered and paid up capital of RMB3,000,000,000; Public Corporate Bond of RMB 1,171,463,000(Note 28 (c))	100%	100%	—
融信(福州)投資發展有限公司	Rongxin (Fuzhou) Investment Development Co., Ltd	PRC	Property Development	Registered and paid up capital of RMB100,000,000	100%	100%	—
融信(漳州)房地產有限公司	Rongxin (Zhangzhou) Property Co., Ltd	PRC	Property Development	Registered and paid up capital of RMB260,000,000	100%	100%	—
融信(福州)置業有限公司	Rongxin (Fuzhou) Property Co., Ltd	PRC	Property Development	Registered and paid up capital of RMB166,666,700	91%	91%	9%
融信(廈門)房地產開發有限公司	Rongxin (Xiamen) Property Development Co., Ltd	PRC	Property Development	Registered and paid up capital of RMB200,000,000	100%	100%	—
融信(平潭)投資發展有限公司	Rongxin (Pingtan) Investment Development Co., Ltd	PRC	Property Development	Registered and paid up capital of RMB196,078,431	51%	100%	49%

## NOTES TO THE CONSOLIDATED FINANCIAL STATEMENTS

### 34 PARTICULARS OF PRINCIPAL SUBSIDIARIES (continued)

(a) The following is a list of the principal subsidiaries at 31 December 2015 (continued):

Name of companies	Type of legal status	Place of operation/ establishment	Principal activities	Authorised/registered/ paid up capital and debt securities	Proportion of ownership interest held by the Group at		
					31 December	2015	31 December
和美(上海)房地產開發有限公司	Hemei (Shanghai) Property Development Co., Ltd	PRC	Property Development	Registered and paid up capital of RMB19,607,843	51%	100%	49%
福建藍湖房地產開發有限公司	Fujian Lanhu Property Development Co., Ltd	PRC	Property Development	Registered and paid up capital of RMB110,000,000	100%	100%	—
杭州愷樂融信房地產開發有限公司	Hangzhou Kai zhu Rongxin Property Development Co., Ltd	PRC	Property Development	Registered and paid up capital of RMB510,000,000	51%	100%	49%
福州融信雙杭投資發展有限公司	Fuzhou Rongxin Shuanghang Investment Development Co., Ltd	PRC	Property Development	Registered and paid up capital of RMB100,000,000	100%	100%	—
<b>Indirectly held by the Company</b>							
<i>(continued)</i>							
融信(福建)置業有限公司	Rongxin (Fujian) Property Co., Ltd	PRC	Property Development	Registered and paid up capital of RMB100,000,000	100%	100%	—
杭州融信愷昇房地產開發有限公司	Hangzhou Rongxin Kaisheng Property Development Co., Ltd	PRC	Property Development	Registered and paid up capital of RMB1,000,000,000	100%	100%	—
和美(漳州)房地產有限公司	Hemei (Zhangzhou) Property Co., Ltd	PRC	Property Development	Registered and paid up capital of RMB50,000,000	100%	100%	—
長樂融信投資有限公司	Changle Rongxin Investment Co., Ltd	PRC	Property Development	Registered and paid up capital of RMB500,000,000	100%	100%	—

The English names of PRC companies referred to above in this note represent management's best efforts in translating the Chinese names of those companies as no English names have been registered or available.

## NOTES TO THE CONSOLIDATED FINANCIAL STATEMENTS

### 34 PARTICULARS OF PRINCIPAL SUBSIDIARIES *(continued)*

- (b) Certain equity interests in the subsidiaries of the Company were pledged for financing arrangements of the Group as at 31 December 2015.

	<b>As at 31 December</b>	
	<b>2015</b>	<b>2014</b>
Percentage of equity interests in:		
– Rongxin (Fujian) investment Group Co., Ltd. ....	<b>14%</b>	49%
– Rongxin (Pingtan) Investment Development Co., Ltd. ....	<b>100%</b>	100%
– Rongxin (Xiamen) Property Development Co., Ltd. ....	<b>51%</b>	51%
– Hangzhou Kai Zhu Rongxin Property Development Co., Ltd. ....	<b>10%</b>	51%
– Hemei (Shanghai) Property Development Co., Ltd. ....	<b>100%</b>	100%
– Hemei (Zhangzhou) Property Co., Ltd. ....	<b>51%</b>	51%
– Fujian Lanhu Property Development Co., Ltd. ....	<b>51%</b>	51%
– Rongxin (Fujian) Property Co., Ltd. ....	<b>66%</b>	66%
– Hangzhou Rongxin Kaisheng Property Development Co., Ltd. ....	<b>100%</b>	60%
– Changle Rongxin Investment Co., Ltd. ....	<b>100%</b>	30%
– Fujian Taikun Trading Co., Ltd. ....	<b>100%</b>	100%
– Rongxin (Zhangzhou) Property Co., Ltd. ....	<b>100%</b>	—
– Fuzhou Rongxin Shuanghang Investment Development Co., Ltd. ....	—	30%
– Rongxin (Fuzhou) Property Co., Ltd. ....	—	60%

- (c) Equity interests of certain subsidiaries of the Group as set out below were legally held by the financial institutions as the collateral for the funds injected to the Group of which the Group is obligated to redeem at predetermined prices within certain periods.

	<b>As at 31 December</b>	
	<b>2015</b>	<b>2014</b>
Percentage of equity interests in:		
– Rongxin (Xiamen) Property Development Co., Ltd. ....	<b>49%</b>	49%
– Hangzhou Kaizhu Rongxin Property Development Co., Ltd. ....	<b>90%</b>	49%
– Hemei (Zhangzhou) Property Co., Ltd. ....	<b>49%</b>	49%
– Fujian Lanhu Property Development Co., Ltd. ....	<b>49%</b>	49%
– Fujian Ouke Investment Co., Ltd. ....	<b>100%</b>	100%
– Fuzhou Rongxin Shuanghang Investment Development Co., Ltd. ....	—	70%
– Rongxin (Fuzhou) Property Co., Ltd. ....	—	40%
– Hangzhou Rongxin Kaisheng Property Development Co., Ltd. ....	—	40%

## NOTES TO THE CONSOLIDATED FINANCIAL STATEMENTS

### 34 PARTICULARS OF PRINCIPAL SUBSIDIARIES (continued)

#### (d) Summarised financial information on subsidiaries with material non-controlling interests

Set out below are the summarised financial information for each subsidiary that has non-controlling interests that is material to the Group.

##### (i) Rongxin (Pingtan) Investment Development Co., Ltd.

#### Summarised balance sheet

	As at 31 December	
	2015 RMB'000	2014 RMB'000
Current		
Assets .....	3,123,529	1,770,053
Liabilities .....	(1,971,322)	(1,700,534)
Total net current assets .....	1,152,207	69,519
Non-current		
Assets .....	14,980	7,720
Liabilities .....	(500,000)	—
Total net non-current (liabilities)/assets .....	(485,020)	7,720
Net assets .....	667,187	77,239
Proportionate share of the net assets attributable to non-controlling interests .....	326,922	N/A

#### Summarised income statement and statement of comprehensive income

	Year ended 31 December	
	2015 RMB'000	2014 RMB'000
Loss before income tax .....	(29,320)	(22,085)
Income tax credit .....	7,268	5,444
Loss for the year .....	(22,052)	(16,641)
Total comprehensive loss for the year .....	(22,052)	(16,641)
Total loss and comprehensive loss for the year allocated to non-controlling interests .....	(6,597)	N/A

#### Summarised statement of cash flows

	Year ended 31 December	
	2015 RMB'000	2014 RMB'000
Net cash generated from operating activities .....	637,830	113,459
Net cash (used in)/generated from investing activities .....	(806,018)	693,270
Net cash generated from/(used in) financing activities .....	155,225	(929,638)
Net decrease in cash and cash equivalents .....	(12,963)	(122,909)
Cash and cash equivalents at beginning of the year .....	28,373	151,282
Cash and cash equivalents at end of the year .....	15,410	28,373



## NOTES TO THE CONSOLIDATED FINANCIAL STATEMENTS

### 34 PARTICULARS OF PRINCIPAL SUBSIDIARIES *(continued)*

#### (d) Summarised financial information on subsidiaries with material non-controlling interests *(continued)*

Set out below are the summarised financial information for each subsidiary that has non-controlling interests that is material to the Group. *(continued)*

##### (ii) Hemei (Shanghai) Property Development Co., Ltd

#### Summarised consolidated balance sheet

	As at 31 December	
	2015 RMB'000	2014 RMB'000
Current		
Assets	9,897,964	6,220,226
Liabilities	(6,495,452)	(2,737,428)
Total net current assets	3,402,512	3,482,798
Non-current		
Assets	62,324	38,633
Liabilities	(2,589,000)	(3,600,000)
Total net non-current liabilities	(2,526,676)	(3,561,367)
Net assets/(deficits)	875,836	(78,569)
Proportionate share of the net assets attributable to non-controlling interests	429,160	N/A

#### Summarised consolidated income statement and consolidated statement of comprehensive income

	Year ended 31 December	
	2015 RMB'000	2014 RMB'000
Loss before income tax	(108,520)	(109,011)
Income tax credit	26,925	27,033
Loss for the year	(81,595)	(81,978)
Total comprehensive loss for the year	(81,595)	(81,978)
Total loss and comprehensive loss for the year allocated to non-controlling interests	(26,235)	N/A

#### Summarised consolidated statement of cash flows

	Year ended 31 December	
	2015 RMB'000	2014 RMB'000
Net cash generated from/(used in) operating activities	1,378,479	(2,102,307)
Net cash used in investing activities	(329,870)	(73,010)
Net cash generated from financing activities	933,221	2,420,610
Net increase in cash and cash equivalents	1,981,830	245,293
Cash and cash equivalents at beginning of the year	254,276	8,983
Cash and cash equivalents at end of the year	2,236,106	254,276

## NOTES TO THE CONSOLIDATED FINANCIAL STATEMENTS

### 35 BALANCE SHEET AND RESERVE MOVEMENT OF THE COMPANY

#### Balance sheet of the Company

	Note	As at 31 December 2015 RMB'000	2014 RMB'000
<b>ASSETS</b>			
<b>Non-current assets</b>			
Investment in a subsidiary .....		1	1
<b>Current assets</b>			
Prepayments .....		9,564	4,950
Term deposits with initial terms of over three months .....		1,021,799	—
Cash and cash equivalents .....		10,717	—
		<u>1,042,080</u>	<u>4,950</u>
<b>Total assets</b> .....		<u>1,042,081</u>	<u>4,951</u>
<b>EQUITY</b>			
<b>Equity attributable to owners of the Company</b>			
Share capital .....		—	—
Share premium .....		989,745	—
Retained earnings/(accumulated losses) .....	(a)	20,692	(14,420)
		<u>1,010,437</u>	<u>(14,420)</u>
<b>LIABILITIES</b>			
<b>Current liabilities</b>			
Other payables .....		15,379	10,257
Amounts due to a related party .....		460	—
Amounts due to a subsidiary .....		15,805	9,114
		<u>31,644</u>	<u>19,371</u>
<b>Total liabilities</b> .....		<u>31,644</u>	<u>19,371</u>
<b>Total equity and liabilities</b> .....		<u>1,042,081</u>	<u>4,951</u>

The balance sheet of the Company was approved by the Board on 23 March 2016 and was signed on its behalf.

Ou Zonghong

Zeng Feiyan

#### Note (a) Reserve movement of the Company

	(Accumulated losses)/ retained earnings RMB'000
At 11 September 2014 (date of incorporation) .....	—
Loss for the period .....	(14,420)
<b>At 31 December 2014</b> .....	(14,420)
Profit for the year .....	35,112
<b>At 31 December 2015</b> .....	<u>20,692</u>

## NOTES TO THE CONSOLIDATED FINANCIAL STATEMENTS

---

### 36 SUBSEQUENT EVENTS

#### (a) Capitalisation issue

On 13 January 2016 (the “Listing Date”), the Company issued 1,012,499,000 ordinary shares at par value of HK\$0.00001 each to holders of shares on the register of members of the Company at the close of business on the business day immediately preceding the Listing Date by way of capitalisation of an amount of HK\$10,125 standing to the credit of the share premium account of the Company.

#### (b) Initial global offering

On the Listing Date, the Company issued a total of 337,500,000 ordinary shares of HK\$0.00001 each at a price of HK\$5.36 per share as a result of the completion of the initial global offering.

On 28 January 2016, 2,348,000 shares were issued according to the over-allotment option described in the Prospectus of the Company dated 31 December 2015 at a price of HK\$5.36 per share.

Number of total issued shares of the Company was increased to 1,352,348,000 shares upon completion of the capitalisation issue, the initial global offering and exercise of over-allotment option.

*The following is the text of a report set out on pages II-1 to II-59, received from the Company's reporting accountant, PricewaterhouseCoopers, Certified Public Accountants, Hong Kong, for the purpose of incorporation in this circular.*



羅兵咸永道

## ACCOUNTANT'S REPORT ON HISTORICAL FINANCIAL INFORMATION TO THE DIRECTORS OF RONSHINE CHINA HOLDINGS LIMITED

### Introduction

We report on the historical financial information of Ningbo Hailiang Property Investment Company Limited ("Ningbo Hailiang") and the companies engaged in residential and commercial property development in the People's Republic of China as set out in Note 1 (b) of Section II below (together, "Ningbo Hailiang Group"), which comprises the combined balance sheets as at 31 December 2014, 2015 and 2016 and 30 June 2017, and the combined income statements, the combined statements of comprehensive income, the combined statements of changes in equity and the combined statements of cash flows for each of the periods then ended (the "Track Record Period") and a summary of significant accounting policies and other explanatory information (together, the "Historical Financial Information"). The Historical Financial Information set out on pages II-4 to II-59 forms an integral part of this report, which has been prepared for inclusion in the circular of Ronshine China Holdings Limited (the "Company") dated 30 December 2017 (the "Circular") in connection with the acquisition of Ningbo Hailiang by a subsidiary of the Company.

### Directors' responsibility for the Historical Financial Information

The directors of the Company are responsible for the preparation of Historical Financial Information that gives a true and fair view in accordance with the basis of presentation and preparation set out in Notes 1(d) and 2.1 of Section II to the Historical Financial Information, and for such internal control as the directors determine is necessary to enable the preparation of Historical Financial Information that is free from material misstatement, whether due to fraud or error.

The financial statements of Ningbo Hailiang Group for the Track Record Period ("Underlying Financial Statements"), on which the Historical Financial Information is based, were prepared by the directors of the Company based on the previously issued financial statements of Ningbo Hailiang Group for the Track Record Period. The directors of Ningbo Hailiang are responsible for the preparation of the previously issued financial statements of Ningbo Hailiang Group that gives a true and fair view in accordance with Hong Kong Financial Reporting Standards ("HKFRSs") issued by the Hong Kong Institute of Certified Public Accountants ("HKICPA"), and for such internal control as the directors determine is necessary to enable the preparation of financial statements that are free from material misstatement, whether due to fraud or error.

PricewaterhouseCoopers, 22/F, Prince's Building, Central, Hong Kong  
T: +852 2289 8888, F: +852 2810 9888, www.pwchk.com

**Reporting accountant's responsibility**

Our responsibility is to express an opinion on the Historical Financial Information and to report our opinion to you. We conducted our work in accordance with Hong Kong Standard on Investment Circular Reporting Engagements 200, *Accountants' Reports on Historical Financial Information in Investment Circulars* issued by HKICPA. This standard requires that we comply with ethical standards and plan and perform our work to obtain reasonable assurance about whether the Historical Financial Information is free from material misstatement.

Our work involved performing procedures to obtain evidence about the amounts and disclosures in the Historical Financial Information. The procedures selected depend on the reporting accountant's judgement, including the assessment of risks of material misstatement of the Historical Financial Information, whether due to fraud or error. In making those risk assessments, the reporting accountant considers internal control relevant to the entity's preparation of Historical Financial Information that gives a true and fair view in accordance with the basis of presentation and preparation set out in Notes 1(d) and 2.1 of Section II to the Historical Financial Information in order to design procedures that are appropriate in the circumstances, but not for the purpose of expressing an opinion on the effectiveness of the entity's internal control. Our work also included evaluating the appropriateness of accounting policies used and the reasonableness of accounting estimates made by the directors, as well as evaluating the overall presentation of the Historical Financial Information.

We believe that the evidence we have obtained is sufficient and appropriate to provide a basis for our opinion.

**Opinion**

In our opinion the Historical Financial Information gives, for the purposes of the accountant's report, a true and fair view of the combined financial position of Ningbo Hailiang Group as at 31 December 2014, 2015 and 2016 and 30 June 2017 and of its combined financial performance and its combined cash flows for the Track Record Period in accordance with the basis of preparation set out in Notes 1(d) and 2.1 of Section II to the Historical Financial Information.

**Review of stub period comparative financial information**

We have reviewed the stub period comparative financial information of Ningbo Hailiang Group which comprises the combined income statements, the combined statement of comprehensive income, changes in equity and cash flows for the six months ended 30 June 2016 and other explanatory information (the "Stub Period Comparative Financial Information"). The directors of the Company are responsible for the presentation of the Stub Period Comparative Financial Information in accordance with the basis of preparation set out in Notes 1(d) and 2.1 of Section II to the Historical Financial Information. Our responsibility is to express a conclusion on the Stub Period Comparative Financial Information based on our review. We conducted our review in accordance with Hong Kong Standard on Review Engagements 2410, *Review of Interim Financial Information Performed by the Independent Auditor of the Entity* issued by the HKICPA. A review consists of making inquiries, primarily of persons responsible for financial and accounting matters, and applying analytical and other review procedures. A review is substantially less in scope than an audit conducted in accordance with Hong Kong Standards on Auditing and consequently does not enable us to obtain assurance that we would become aware of all significant matters that might be identified in an audit. Accordingly, we do not express an audit opinion. Based on our review, nothing has come to our attention that causes us to believe that the Stub Period Comparative Financial Information, for the purposes of the accountant's report of Ningbo Hailiang Group, is not prepared, in all material respects, in accordance with the basis of preparation set out in Notes 1(d) and 2.1 of Section II to the Historical Financial Information.

**Report on matters under the Rules Governing the Listing of Securities on The Stock Exchange of Hong Kong Limited*****Adjustments***

In preparing the Historical Financial Information no adjustments to the Underlying Financial Statements have been made.

**PricewaterhouseCoopers**  
Certified Public Accountants  
Hong Kong

30 December 2017

**I HISTORICAL FINANCIAL INFORMATION OF THE NINGBO HAILIANG GROUP****Preparation of Historical Financial Information**

Set out below is the Historical Financial Information which forms an integral part of this accountant's report.

The Underlying Financial Statements, on which the Historical Financial Information is based, were audited by PricewaterhouseCoopers in accordance with Hong Kong Standards on Auditing issued by the HKICPA.

The Historical Financial Information is presented in Renminbi ("RMB") and all values are rounded to the nearest thousand (RMB'000) except when otherwise indicated.

**(a) Combined income statements**

	Note	Year ended 31 December			Six months ended 30 June	
		2014 RMB'000	2015 RMB'000	2016 RMB'000	2016 RMB'000 (Unaudited)	2017 RMB'000
Revenue . . . . .	6	1,064,342	3,477,339	5,270,440	1,435,351	1,543,440
Cost of sales . . . . .	7	(988,329)	(2,484,183)	(4,657,428)	(1,128,550)	(1,174,483)
<b>Gross profit . . . . .</b>		<b>76,013</b>	<b>993,156</b>	<b>613,012</b>	<b>306,801</b>	<b>368,957</b>
Selling and marketing cost . . . . .	7	(116,436)	(115,895)	(163,582)	(70,402)	(72,469)
Administrative expenses . . . . .	7	(105,249)	(120,333)	(120,624)	(72,650)	(63,482)
<b>Operating profit . . . . .</b>		<b>(145,672)</b>	<b>756,928</b>	<b>328,806</b>	<b>163,749</b>	<b>233,006</b>
Finance income . . . . .		1,716	2,379	4,410	1,912	3,497
Finance costs . . . . .		—	—	—	—	—
Finance income — net . . . . .	9	1,716	2,379	4,410	1,912	3,497
Share of loss of investments accounted for using the equity method, net . . . . .		—	(4,204)	(7,085)	(3,183)	(3,989)
<b>(Loss)/profit before income tax . . .</b>		<b>(143,956)</b>	<b>755,103</b>	<b>326,131</b>	<b>162,478</b>	<b>232,514</b>
Income tax expenses . . . . .	10	(25,142)	(262,841)	(168,583)	(84,698)	(84,480)
<b>(Loss)/profit for the year/period . . . . .</b>		<b>(169,098)</b>	<b>492,262</b>	<b>157,548</b>	<b>77,780</b>	<b>148,034</b>
<b>(Loss)/profit for the year/period attributable to:</b>						
Owners of the Ningbo Hailiang . . . .		(190,500)	492,297	159,032	79,263	149,144
Non-controlling interests . . . . .		21,402	(35)	(1,484)	(1,483)	(1,110)
		<u>(169,098)</u>	<u>492,262</u>	<u>157,548</u>	<u>77,780</u>	<u>148,034</u>



*(b) Combined statements of comprehensive income*

	Year ended 31 December			Six months ended 30 June	
	2014	2015	2016	2016	2017
	RMB'000	RMB'000	RMB'000	RMB'000	RMB'000
				(Unaudited)	
(Loss)/profit for the year/period . . . . .	(169,098)	492,262	157,548	77,780	148,034
Other comprehensive income . . . . .	—	—	—	—	—
<b>Total comprehensive income for the year/period . . . . .</b>	<b>(169,098)</b>	<b>492,262</b>	<b>157,548</b>	<b>77,780</b>	<b>148,034</b>
<b>Total comprehensive income attributable to:</b>					
Owners of Ningbo Hailiang . . . . .	(190,500)	492,297	159,032	79,263	149,144
Non-controlling interests . . . . .	21,402	(35)	(1,484)	(1,483)	(1,110)
	<u>(169,098)</u>	<u>492,262</u>	<u>157,548</u>	<u>77,780</u>	<u>148,034</u>

*(c) Combined balance sheets*

	Note	2014	31 December	2016	30 June
		RMB'000	2015	RMB'000	2017
			RMB'000		RMB'000
<b>ASSETS</b>					
<b>Non-current assets</b>					
Property, plant and equipment . . . . .	12	12,232	10,614	8,413	7,330
Intangible assets . . . . .		2,819	2,000	1,512	1,912
Investment in associates . . . . .	13	—	69,296	65,072	58,349
Deferred income tax assets . . . . .	23	66,020	32,160	39,601	60,799
		<u>81,071</u>	<u>114,070</u>	<u>114,598</u>	<u>128,390</u>
<b>Current assets</b>					
Properties under development . . . . .	15	7,444,958	12,174,018	10,526,554	12,604,305
Completed properties held for sale . . . . .	15	418,166	984,712	1,758,001	1,451,867
Trade and other receivables and prepayments . . . . .	16	614,504	639,470	628,685	1,008,710
Amounts due from related parties . . . . .	28(d)	945,436	1,878,083	2,497,584	1,479,451
Amounts due from customers for contract works . . . . .	17	4,943	—	—	—
Prepaid income taxation . . . . .		22,186	54,439	167,256	304,118
Restricted cash . . . . .	18	86,290	115,772	148,299	279,515
Cash and cash equivalents . . . . .	19	223,688	721,089	1,053,598	1,217,272
		<u>9,760,171</u>	<u>16,567,583</u>	<u>16,779,977</u>	<u>18,345,238</u>
<b>Total assets . . . . .</b>		<b><u>9,841,242</u></b>	<b><u>16,681,653</u></b>	<b><u>16,894,575</u></b>	<b><u>18,473,628</u></b>

	<i>Note</i>	<b>2014</b> <i>RMB'000</i>	<b>31 December</b> <b>2015</b> <i>RMB'000</i>	<b>2016</b> <i>RMB'000</i>	<b>30 June</b> <b>2017</b> <i>RMB'000</i>
<b>EQUITY</b>					
<b>Equity attributable to owners of Ningbo Hailiang</b>					
Combined capital .....	20	300,000	300,000	300,000	300,000
Other reserves .....	21	526,574	1,018,871	1,177,903	69,329
		826,574	1,318,871	1,477,903	369,329
<b>Non-controlling interests</b> .....		—	4,965	10,081	10,180
<b>Total equity</b> .....		826,574	1,323,836	1,487,984	379,509
<b>LIABILITIES</b>					
<b>Non-current liabilities</b>					
Borrowings .....	22	596,091	1,526,501	1,720,000	1,287,000
<b>Current liabilities</b>					
Pre-sale proceeds received from customers .....		4,019,134	5,751,125	8,536,845	11,426,912
Amounts due to related parties .....	28(d)	2,812,712	3,525,159	2,175,244	1,434,607
Amounts due to customers for contract works .....	17	—	58,393	7,644	115
Trade and other payables .....	24	1,228,837	1,350,628	1,765,141	1,942,485
Borrowings .....	22	303,909	3,061,368	1,126,501	2,003,000
Current income tax liabilities .....		53,985	84,643	75,216	—
		8,418,577	13,831,316	13,686,591	16,807,119
<b>Total liabilities</b> .....		9,014,668	15,357,817	15,406,591	18,094,119
<b>Total equity and liabilities</b> .....		9,841,242	16,681,653	16,894,575	18,473,628

*(d) Combined statements of changes in equity*

	Attributable to owners of Ningbo Hailiang						
		Other reserves					
	Combined capital <i>RMB'000</i> <i>Note 20</i>	Capital reserves <i>RMB'000</i> <i>Note 21(a)</i>	Statutory reserves <i>RMB'000</i> <i>Note 21(b)</i>	Retained earnings/ (accumulated losses) <i>RMB'000</i>	Total <i>RMB'000</i>	Non-controlling interests <i>RMB'000</i>	Total equity <i>RMB'000</i>
For the year ended 31 December 2014							
Balance at 1 January 2014 .....	300,000	547,462	38,983	130,629	1,017,074	41,967	1,059,041
Comprehensive income							
— (Loss)/profit for the year .....	—	—	—	(190,500)	(190,500)	21,402	(169,098)
— Other comprehensive income .....	—	—	—	—	—	—	—
Total comprehensive income .....	—	—	—	(190,500)	(190,500)	21,402	(169,098)
Transactions with owners in their capacities as owners							
— Acquisition of additional interests in a subsidiary .....	—	—	—	—	—	(63,369)	(63,369)
Balance at 31 December 2014 .....	300,000	547,462	38,983	(59,871)	826,574	—	826,574

	Attributable to owners of Ningbo Hailiang						
		Other reserves					
	Combined capital RMB'000 Note 20	Capital reserves RMB'000 Note 21(a)	Statutory reserves RMB'000 Note 21(b)	(Accumulated losses)/ retained earnings RMB'000	Total RMB'000	Non-controlling interests RMB'000	Total equity RMB'000
For the year ended 31 December 2015							
Balance at 1 January 2015 .....	300,000	547,462	38,983	(59,871)	826,574	—	826,574
Comprehensive income							
— Profit/(loss) for the year .....	—	—	—	492,297	492,297	(35)	492,262
— Other comprehensive income .....	—	—	—	—	—	—	—
Total comprehensive income .....	—	—	—	492,297	492,297	(35)	492,262
Transactions with owners in their capacities as owners							
— Capital injections from non-controlling interests .....	—	—	—	—	—	5,000	5,000
Transfer to statutory reserves .....	—	—	46,749	(46,749)	—	—	—
Balance at 31 December 2015 .....	300,000	547,462	85,732	385,677	1,318,871	4,965	1,323,836

	Attributable to owners of Ningbo Hailiang						
		Other reserves					
	Combined capital RMB'000 Note 20	Capital reserves RMB'000 Note 21(a)	Statutory reserves RMB'000 Note 21(b)	Retained earnings RMB'000	Total RMB'000	Non-controlling interests RMB'000	Total equity RMB'000
For the year ended							
31 December 2016							
Balance at 1 January							
2016 .....	300,000	547,462	85,732	385,677	1,318,871	4,965	1,323,836
Comprehensive income							
— Profit/(loss) for the year .....	—	—	—	159,032	159,032	(1,484)	157,548
— Other comprehensive income .....	—	—	—	—	—	—	—
Total comprehensive income .....	—	—	—	159,032	159,032	(1,484)	157,548
Transactions with owners in their capacities as owners							
— Capital injections from non-controlling interests .....	—	—	—	—	—	6,600	6,600
Transfer to statutory reserves .....	—	—	14,352	(14,352)	—	—	—
Balance at 31 December							
2016 .....	300,000	547,462	100,084	530,357	1,477,903	10,081	1,487,984

	Attributable to owners of Ningbo Hailiang						
		Other reserves					
	Combined capital RMB'000 Note 20	Capital reserves RMB'000 Note 21(a)	Statutory reserves RMB'000 Note 21(b)	Retained earnings/ (accumulated losses) RMB'000	Total RMB'000	Non-controlling interests RMB'000	Total equity RMB'000
For the six months ended 30 June 2017							
Balance at 1 January 2017	300,000	547,462	100,084	530,357	1,477,903	10,081	1,487,984
Comprehensive income:							
— Profit/(loss) for the period	—	—	—	149,144	149,144	(1,110)	148,034
— Other comprehensive income	—	—	—	—	—	—	—
Total comprehensive income	—	—	—	149,144	149,144	(1,110)	148,034
Transactions with owners in their capacities as owners							
— Dividends (Note 11)	—	—	—	(1,250,000)	(1,250,000)	—	(1,250,000)
— Acquisition of additional interests in a subsidiary	—	(7,718)	—	—	(7,718)	(1,591)	(9,309)
— Capital injections from non-controlling interests	—	—	—	—	—	2,800	2,800
Total transactions with owners in their capacities as owners	—	(7,718)	—	(1,250,000)	(1,257,718)	1,209	(1,256,509)
Transfer to statutory reserves	—	—	38,805	(38,805)	—	—	—
Balance at 30 June 2017	300,000	539,744	138,889	(609,304)	369,329	10,180	379,509

	Attributable to owners of Ningbo Hailiang						
		Other reserves					
	Combined capital RMB'000 Note 20	Capital reserves RMB'000 Note 21(a)	Statutory reserves RMB'000 Note 21(b)	Retained earnings RMB'000	Total RMB'000	Non-controlling interests RMB'000	Total equity RMB'000
(Unaudited)							
For the six months ended							
30 June 2016							
Balance at 1 January							
2016 .....	300,000	547,462	85,732	385,677	1,318,871	4,965	1,323,836
Comprehensive income:							
— Profit/(loss) for the period .....	—	—	—	79,263	79,263	(1,483)	77,780
— Other comprehensive income .....	—	—	—	—	—	—	—
Total comprehensive income .....	—	—	—	79,263	79,263	(1,483)	77,780
Transactions with owners in their capacities as owners							
— Capital injections from non-controlling interests .....	—	—	—	—	—	6,600	6,600
Transfer to statutory reserves .....	—	—	—	—	—	—	—
Balance at 30 June							
2016 .....	300,000	547,462	85,732	464,940	1,398,134	10,082	1,408,216



*(e) Combined statements of cash flows*

		Year ended 31 December			Six months ended 30 June	
	Note	2014 RMB'000	2015 RMB'000	2016 RMB'000	2016 RMB'000 (Unaudited)	2017 RMB'000
<b>Cash flows from operating activities</b>						
Cash (used in)/generated from operations .....	25(a)	(410,831)	(2,287,720)	5,005,178	(1,941,393)	1,270,765
PRC income tax paid .....		(109,032)	(230,576)	(298,268)	(248,490)	(317,756)
<b>Net cash (used in)/ generated from operating activities .....</b>		<u>(519,863)</u>	<u>(2,518,296)</u>	<u>4,706,910</u>	<u>(2,189,883)</u>	<u>953,009</u>
<b>Cash flows from investing activities</b>						
Payments for purchase of property, plant and equipment and intangible assets .....		(5,170)	(1,226)	(1,212)	(976)	(882)
Proceeds from disposal of equipment .....		308	17	67	6	147
Capital injections to associates ...		—	(73,500)	(4,800)	—	—
Interests received .....		1,716	2,379	4,410	1,912	3,497
Cash advances to related parties ..		(946,837)	(2,375,410)	(8,441,351)	(3,566,452)	(8,795,900)
Repayments from related parties .....		<u>1,002,410</u>	<u>1,442,763</u>	<u>7,821,850</u>	<u>5,409,535</u>	<u>9,814,033</u>
<b>Net cash generated from/(used in) investing activities .....</b>		<u>52,427</u>	<u>(1,004,977)</u>	<u>(621,036)</u>	<u>1,844,025</u>	<u>1,020,895</u>

Note	Year ended 31 December			Six months ended 30 June	
	2014 RMB'000	2015 RMB'000	2016 RMB'000	2016 RMB'000 (Unaudited)	2017 RMB'000
<b>Cash flows from financing activities</b>					
Capital injections from non-controlling interests . . . . .	—	5,000	6,600	6,600	2,800
Acquisition of additional interests in a subsidiary . . . . .	(63,369)	—	—	—	(9,309)
Proceeds from borrowings . . . . .	900,000	6,388,869	4,269,737	1,428,714	1,803,591
Repayments of borrowings . . . . .	(777,000)	(2,701,000)	(6,011,105)	(450,000)	(1,360,092)
Amounts received from the ultimate holding company of the Ningbo Hailiang Group and its subsidiaries (Note 28(d)(v)) . . . .	6,734,940	6,455,224	2,516,319	1,197,056	3,378,780
Repayments to the ultimate holding company of the Ningbo Hailiang Group and its subsidiaries (Note 28(d)(v)) . . . . .	(6,456,457)	(5,783,137)	(4,145,904)	(1,740,384)	(4,355,804)
Cash advances from related parties . . . . .	1,416,060	2,299,935	878,443	411,537	433,511
Repayments to related parties . . . .	(806,533)	(2,259,575)	(598,773)	(302,286)	(197,124)
Interests paid . . . . .	(364,638)	(384,642)	(668,682)	(332,793)	(256,583)
Dividends paid to owners of Ningbo Hailiang . . . . .	—	—	—	—	(1,250,000)
<b>Net cash generated from/(used in) financing activities . . . . .</b>	<u>583,003</u>	<u>4,020,674</u>	<u>(3,753,365)</u>	<u>218,444</u>	<u>(1,810,230)</u>
<b>Net increase/(decrease) in cash and cash equivalents . . . . .</b>	115,567	497,401	332,509	(127,414)	163,674
Cash and cash equivalents at beginning of the year/period . . . .	<u>108,121</u>	<u>223,688</u>	<u>721,089</u>	<u>721,089</u>	<u>1,053,598</u>
<b>Cash and cash equivalents at end of the year/period . . . . .</b>	<u>223,688</u>	<u>721,089</u>	<u>1,053,598</u>	<u>593,675</u>	<u>1,217,272</u>

## II NOTES TO THE COMBINED FINANCIAL STATEMENTS

## 1 General information

## (a) General information

Ningbo Hailiang Property Investment Company Limited (寧波海亮房地產投資有限公司) (“Ningbo Hailiang”) is incorporated in the People’s Republic of China (the “PRC”) on 16 June 2017. The addresses of their registered office is No. 5, Meishan Avenue, Ningbo, the PRC. Its principal activity is investment holding and property development. Ningbo Hailiang and its subsidiaries (together, “Ningbo Hailiang Group”) are private companies and principally engaged in residential and commercial property development in the People’s Republic of China (the “PRC”), especially focus on Ningxia, Shaanxi, Suzhou, Anhui and He’nan (the “Business”).

The ultimate controlling party of Ningbo Hailiang Group is Mr. Feng Hailiang (“Mr. Feng”) and his spouse, Ms. Zhu Aihua (“Ms. Zhu”) (collectively, the “Controlling Shareholders”).

## (b) Reorganisation

In preparation for the acquisition by Ronshine China Holdings Limited, Ningbo Hailiang and the other companies now comprising Ningbo Hailiang Group have undergone a reorganisation (the “Reorganisation”) pursuant to which group companies engaged in the Business were transferred to Ningbo Hailiang. The Reorganisation was started in March 2017 and completed on 14 September 2017. Ningbo Hailiang’s principal subsidiaries and associates now comprising Ningbo Hailiang Group after the completion of the Reorganisation are set out in Note 1(c).

## (c) Companies comprising Ningbo Hailiang Group

Details of the companies comprising Ningbo Hailiang Group which are all incorporated in the PRC as at 31 December 2014, 2015 and 2016 and 30 June 2017 were as follows:

Name of company	Date of incorporation	Principal activities	Equity interest held as at			
			31 December 2014	2015	2016	30 June 2017
<b>Subsidiaries:</b>						
Ningxia Hailiang Real Estate Development Co., Ltd. 寧夏海亮房地產有限公司	10 October 2007	Property development	100%	100%	100%	100%
Hailiang Real Estate Holdings Management Co., Ltd. 海亮地產控股集團管理有限公司	29 April 2011	Property development	100%	100%	100%	100%
Lanzhou Hailiang Real Estate Development Co., Ltd. 蘭州海亮房地產開發有限公司	21 November 2012	Property development	100%	100%	100%	100%
Suzhou City Wujiang Hailiang Real Estate Co., Ltd. 蘇州市吳江海亮房地產有限公司	07 March 2013	Property development	100%	100%	100%	100%
Ganzhou Hailiang Real Estate Co., Ltd. 贛州海亮房地產有限公司	23 July 2013	Property development	100%	100%	100%	100%

## APPENDIX II

## ACCOUNTANT'S REPORT OF NINGBO HAILIANG GROUP

Name of company	Date of incorporation	Principal activities	Equity interest held as at			
			31 December 2014	2015	2016	30 June 2017
Xining Hailiang Real Estate Development Co., Ltd. 西寧海亮房地產開發有限公司	08 November 2013	Property development	100%	100%	100%	100%
Xi'an Hai Kuo Real Estate Development Co., Ltd. 西安海闊房地產開發有限公司	10 February 2014	Property development	100%	100%	100%	100%
Nantong Hailiang Real Estate Holdings Ltd. 南通海亮房地產有限公司	28 February 2014	Property development	100%	100%	100%	100%
Zhengzhou Hai Liang Real Estate Development Co., Ltd. 鄭州海亮房地產開發有限公司	26 May 2014	Property development	100%	100%	100%	100%
Fuyang Hailiang Yingdong Real Estate Co., Ltd. 阜陽海亮穎東房地產有限公司	02 December 2014	Property development	100%	100%	100%	100%
Suzhou Industrial Park Shengzhe Real Estate Co., Ltd. 蘇州工業園區聖哲房地產有限公司	30 July 2015	Property development	N/A	95%	95%	95%
Xi'an Hai Ling Real Estate Development Co., Ltd. 西安海領房地產開發有限公司	27 September 2016	Property development	N/A	N/A	51%	67%
Fuyang Haikuo Fuhe Property Co., Ltd. 阜陽海闊阜合房地產有限公司	14 December 2016	Property development	N/A	N/A	100%	100%
Fuyang Hailiang Xincheng Property Co., Ltd. 阜陽海亮星城置業有限公司	20 January 2017	Property development	N/A	N/A	N/A	100%
Shaanxi Sheng Shi Hai Hong Real Estate Development Co., Ltd. 陝西盛世海宏房地產開發有限公司	28 March 2017	Property development	N/A	N/A	N/A	64%
<b>Associates:</b>						
Yinchuan Haimao Real Estate Co., Ltd. 銀川海茂房地產有限公司	20 May 2015	Property development	N/A	49%	49%	49%
Yinchuan Shihai Real Estate Co., Ltd. 銀川世海房地產有限公司	02 September 2015	Property development	N/A	49%	49%	49%

Name of company	Date of incorporation	Principal activities	Equity interest held as at			
			31 December		30 June	
			2014	2015	2016	2017
Shannxi Hai He Real Estate Development Co., Ltd. 陝西海和房地產開發有限公司	24 May 2016	Property development	N/A	N/A	48%	48%

- (i) The English names of PRC companies referred to below in this note represent management's best efforts in translating the Chinese names of those companies as no English names have been registered or available.
- (ii) For all non-wholly owned subsidiaries, there was no entity whose non-controlling interests were individually significant to Ningbo Hailiang Group as at 31 December 2014, 2015 and 2016 and 30 June 2017.
- (iii) All entities comprising Ningbo Hailiang Group are limited liability companies and have adopted 31 December as their financial year end date.

***(d) Basis of presentation***

For the purpose of this report, the combined financial statements of Ningbo Hailiang Group have been prepared on a basis in accordance with the principles of the Hong Kong Standard on Investment Circular Reporting Engagements 200, Accountants' Reports on Historical Financial Information in Investment Circulars issued by the HKICPA. The combined income statements, combined statements of comprehensive income, combined statements of changes in equity and combined statements of cash flow of Ningbo Hailiang Group for each of the years ended 31 December 2014, 2015 and 2016 and the six months ended 30 June 2016 and 2017 (the "Track Record Period") have been prepared using the Historical Financial Information of the companies engaged in the Business which, under the common control of the Controlling Shareholders and now comprising Ningbo Hailiang Group as if the current group structure had been in existence throughout the Track Record Period, or since the respective dates of incorporation/establishment of the combining companies, or since the date when the combining companies first came under the control of the Controlling Shareholders, whichever is a shorter period. The combined balance sheets of Ningbo Hailiang Group as at 31 December 2014, 2015 and 2016 and 30 June 2017 have been prepared to present the assets and liabilities of the companies now comprising Ningbo Hailiang Group at these dates, as if the current group structure had been in existence as at these dates. The net assets and results of Ningbo Hailiang Group were combined using the existing book values from the Controlling Shareholders' perspective.

For companies acquired from or disposed to a third party during the Track Record Period, they are included in or excluded from the combined financial statements of Ningbo Hailiang Group from the date of the acquisition or disposal.

Inter-company transactions, balances and unrealised gains/losses on transactions between group companies are eliminated on combination.

Prior to the completion of the Reorganisation, certain companies under the common control of the Controlling Shareholders had engaged in the Business and certain other businesses (the "Excluded Business").

The combined balance sheets include assets and liabilities that are directly related and clearly identified to the Business and the combined income statements include all revenues, related costs, expenses and charges directly generated or incurred by the Business.

The directors of Ningbo Hailiang consider that the above method of presentation provides the fairest approximation of the amounts attributable to the Historical Financial Information of the Business for Track Record Period.

## **2 Summary of significant accounting policies**

The principal accounting policies applied in the preparation of the Historical Financial Information are set out below. These policies have been consistently applied in all the years and periods presented, unless otherwise stated.

### ***2.1 Basis of preparation***

The Historical Financial Information of the Ningbo Hailiang Group has been prepared in accordance with all applicable Hong Kong Financial Reporting Standards (“HKFRSs”) issued by the HKICPA, are set out below. The Historical Financial Information has been prepared under the historical cost convention.

The preparation of the Historical Financial Information in conformity with HKFRSs requires the use of certain critical accounting estimates. It also requires management to exercise its judgement in the process of applying the Ningbo Hailiang Group’s accounting policies. The areas involving a higher degree of judgement or complexity, or areas where assumptions and estimates are significant to the Historical Financial Information are disclosed in Note 4.

*(a) New and amended standards not yet adopted*

The following new and amended standards and interpretations to standards have been issued but are not effective for the financial year beginning 1 January 2017 and have not been early adopted by Ningbo Hailiang Group:

		Effective for annual periods beginning on or after
HKAS 28 (amendment) . . . . .	Annual improvement 2014–2016 cycle	1 January 2018
HKAS 40 (amendment) . . . . .	Transfers of investment property	1 January 2018
HKFRS 1 (amendment) . . . . .	Annual improvement 2014–2016 cycle	1 January 2018
HKFRS 2 (amendment) . . . . .	Classification and measurement of share-based payment transactions	1 January 2018
HKFRS 4 (amendment) . . . . .	Applying HKFRS 9 financial instruments with HKFRS 4 insurance contracts	1 January 2018 or when the Ningbo Hailiang Group first applies HKFRS 9
HKFRS 9 . . . . .	Financial instruments and associated amendments to various other standards	1 January 2018
HKFRS 15 . . . . .	Revenue from contracts with customers	1 January 2018
HKFRS 15 (amendment) . . . . .	Clarification to HKFRS 15	1 January 2018
HK(IFRIC) Interpretation 22 . . . . .	Foreign currency transactions and advance consideration	1 January 2018
HKFRS 16 . . . . .	Leases	1 January 2019
HK(IFRIC) Interpretation 23 . . . . .	Uncertainty over income tax treatments	1 January 2019
HKFRS 10 and HKAS 28 (amendment) . . . . .	Sale or contribution of assets between an investor and its associate or joint venture	To be determined

None of these is expected to have a significant effect on the combined financial statements of the Ningbo Hailiang Group, except those set out in Note (i), (ii), and (iii).

*(i) HKFRS 15, Revenue from contracts with customers*

*HKFRS 15, Revenue from Contracts with Customers* is expected to be adopted by the Ningbo Hailiang Group for the financial year beginning on 1 January 2018. HKFRS 15 recognised revenue when a customer obtains control of a good or service. A customer obtains control when it has the ability to direct the use of and obtain the benefits from the good or service. The underlying principal is that an entity will recognise revenue to depict the transfer of goods or services to customers at an amount that the entity expects to be entitled to in exchange for those goods or services. This is not the same as transfer of risks and rewards concept as currently adopted by the Ningbo Hailiang Group according to HKAS 18, “Revenue”. Entities with transactions that involve variable considerations, selling multiple goods or services in a single arrangement, license arrangements or where the performance by an entity and payment by its customer might occur at significantly different times are



expected to be significantly affected by the new revenue recognition principle of HKFRS 15. The directors of the Ningbo Hailiang are now assessing the impact of HKFRS 15 to the Ningbo Hailiang Group's revenue recognition. It is not expected adoption of HKFRS 15 will lead to significant changes to the Ningbo Hailiang Group's existing revenue recognition (Note 2.22).

(ii) HKFRS 9, Financial instruments and associated amendments to various other standards

*HKFRS 9, Financial instruments* is expected to be adopted by the Ningbo Hailiang Group for the financial year beginning on 1 January 2018. The major changes to the existing policies adopted by the Ningbo Hailiang Group includes:

Changes on classification and measurement of financial assets and liabilities

HKFRS 9 replaces the multiple classification and measurement models for financial assets in HKAS 39 with a single model that has three classification categories: amortised cost, fair value through other comprehensive income and fair value through profit and loss. The classification and measurement of financial liabilities under HKFRS 9 remains the same as in HKAS 39 except where an entity has chosen to measure a financial liability at fair value through profit or loss.

The directors of the Ningbo Hailiang do not expect the changes on the classification and measurement models introduced by HKFRS 9 would have material impact on the Ningbo Hailiang Group's existing financial assets and liabilities, as they are mainly comprised of loans and receivables and financial liabilities at amortised costs as determined under HKAS 39 (Note 2.9), which are similar to the financial assets and liabilities measured at amortised cost under HKFRS 9, and are expected to continuously be initially recognised at fair value and subsequently measured at amortised cost.

Changes on the impairment model

HKFRS 9 introduce a new, forward looking, expected credit loss impairment model. The new rules mean that entities will have to record a day one loss equal to the 12-month expected credit loss on initial recognition of financial assets. HKFRS 9 contains a "three stages" approach which is based on the change in credit quality of financial assets since initial recognition. Assets move through the three stages as credit quality changes and the stages dictate how an entity measures impairment losses and applies the effective interest method. Where there has been a significant increase in credit risk, impairment is measured using lifetime expected credit loss rather than 12-month expected credit loss. The model includes operational simplifications for trade receivables. For trade receivables that do not contain a significant financing component, the loss allowance should be measured at initial recognition and throughout the life of the receivable at an amount equal to lifetime expected credit loss.

The directors of the Ningbo Hailiang expect the new impairment model introduced by HKFRS9 will generally result in earlier recognition of losses compared to the current incurred loss model of HKAS 39 (Note 2.11).

(iii) HKFRS 16, Leases

The Ningbo Hailiang Group is lessees of certain offices, which are currently classified as operating leases. The Ningbo Hailiang Group's current accounting policy for such leases,

as set out in Note 2.13, is to record the operating lease expenses in the Ningbo Hailiang Group's combined income statement for the current period with the disclosure of related operating lease commitments. As at 30 June 2017, the Ningbo Hailiang Group's total non-cancellable operating lease commitments amounted to RMB3,529,000 (Note 27). HKFRS 16 provides new provisions for the accounting treatment of leases which no longer allows lessees to recognise leases outside of the combined statement of financial position. Instead, all non-current leases must be recognized in the form of assets (for the right of use) and financial liabilities (for the payment obligations) in the Ningbo Hailiang Group's combined statements of financial position. Short-term leases of less than twelve months and leases of low-value assets are exempt from such reporting obligation. The new standard will therefore result in a derecognition of prepaid operating leases, increase in right-of-use assets and increase in lease liabilities in the combined balance sheets. In the combined income statements, as a result, the annual operating lease expenses under otherwise identical circumstances will decrease, while depreciation of right-of-use of assets and interest expense arising from the lease liabilities will increase. The new standard is not expected to apply until the financial year beginning on or after 1 January 2019.

## 2.2 *Subsidiaries*

### 2.2.1 *Consolidation*

A subsidiary is an entity (including a structured entity) over which the Ningbo Hailiang Group has control. The Ningbo Hailiang Group controls an entity when the Ningbo Hailiang Group is exposed to, or has rights to, variable returns from its involvement with the entity and has the ability to affect those returns through its power over the entity. Subsidiaries are consolidated from the date on which control is transferred to the Ningbo Hailiang Group. They are deconsolidated from the date that control ceases.

#### (a) *Business combinations*

The Ningbo Hailiang Group applies the acquisition method to account for business combinations. The consideration transferred for the acquisition of a subsidiary is the fair values of the assets transferred, the liabilities incurred to the former owners of the acquiree and the equity interests issued by the Ningbo Hailiang Group. The consideration transferred includes the fair value of any asset or liability resulting from a contingent consideration arrangement. Identifiable assets acquired and liabilities and contingent liabilities assumed in a business combination are measured initially at their fair values at the acquisition date.

The Ningbo Hailiang Group recognises any non-controlling interest in the acquiree on an acquisition-by-acquisition basis. Non-controlling interests in the acquiree that are present ownership interests and entitle their holders to a proportionate share of the entity's net assets in the event of liquidation are measured at either fair value or the present ownership interests' proportionate share in the recognised amounts of the acquiree's identifiable net assets. All other components of non-controlling interests are measured at their acquisition date fair value, unless another measurement basis is required by HKFRSs. Acquisition-related costs are expensed as incurred.

If the business combination is achieved in stages, carrying value of the acquirer's previously held equity interest in the acquiree is re-measured to fair value at the acquisition date; any gains or losses arising from such re-measurement are recognised in profit or loss.

Any contingent consideration to be transferred by the Ningbo Hailiang Group is recognised at fair value at the acquisition date. Subsequent changes to the fair value of the contingent consideration that is deemed to be an asset or liability is recognised in accordance with HKAS 39 either in profit or loss or as a change to other comprehensive income. Contingent consideration that is classified as equity is not remeasured, and its subsequent settlement is accounted for within equity.

The excess of the consideration transferred, the amount of any non-controlling interest in the acquiree and the acquisition-date fair value of any previous equity interest in the acquiree over the fair value of the identifiable net assets acquired is recorded as goodwill. If the total of consideration transferred, non-controlling interest recognised and previously held interest measured is less than the fair value of the net assets of the subsidiary acquired in the case of a bargain purchase, the difference is recognised directly in the income statement.

Intra-group transactions, balances and unrealised gains on transactions between group companies are eliminated. Unrealised losses are also eliminated unless the transaction provides evidence of an impairment of the transferred asset. When necessary, amounts reported by subsidiaries have been adjusted to conform to the Ningbo Hailiang Group's accounting policies.

(b) Changes in ownership interests in subsidiaries without change of control

Transactions with non-controlling interests that do not result in loss of control are accounted for as equity transactions — that is, as transactions with the owners in their capacity as owners. The difference between fair value of any consideration paid and the relevant share acquired of the carrying value of net assets of the subsidiary is recorded in equity. Gains or losses on disposals to non-controlling interests are also recorded in equity.

(c) Disposal of subsidiaries

When the Ningbo Hailiang Group ceases to have control, any retained interest in the entity is re-measured to its fair value at the date when control is lost, with the change in carrying amount recognised in profit or loss. The fair value is the initial carrying amount for the purposes of subsequently accounting for the retained interest as an associate, joint venture or financial asset. In addition, any amounts previously recognised in other comprehensive income in respect of that entity are accounted for as if the Ningbo Hailiang Group had directly disposed of the related assets or liabilities. This may mean that amounts previously recognised in other comprehensive income are reclassified to profit or loss or transferred to another category of equity as specified/permitted by applicable HKFRS.

## 2.3 *Equity method and associates*

(a) *Equity method*

Under the equity method, the investment is initially recognised at cost, and the carrying amount is increased or decreased to recognise the investor's share of the profit or loss of the investee after the date of acquisition. The Ningbo Hailiang Group's investments in an associate include goodwill identified on acquisitions. Upon the acquisitions of the ownership interests in an associate, any differences between the costs of the associate and the Ningbo Hailiang Group's share of the net fair value of the associate's identifiable assets and liabilities are accounted for as goodwill.

If the ownership interests in the associate are reduced but significant influence is retained, only a proportionate share of the amounts previous recognized in other comprehensive income is reclassified to profit or loss where appropriate.

The Ningbo Hailiang Group's share of post-acquisition profit or loss recognized in the consolidated statements of comprehensive income, and its share of post-acquisition movements in other comprehensive income recognized in other comprehensive income with a corresponding adjustment to the carrying amount of the investments. When the Ningbo Hailiang Group's share of loss in the associate equals or exceeds its interests in the associate, including any other unsecured receivables, the Ningbo Hailiang Group does not recognize further losses, unless it has incurred legal or constructive obligations or made payments on behalf of the associate.

The Ningbo Hailiang Group determines at each balance sheet date whether there is any objective evidence that the investment in the associate is impaired. If this is the case, the Ningbo Hailiang Group calculates the amount of impairment as the difference between the recoverable amounts of the associate and their carrying values are recognized the amounts adjacent to "share of loss of investments accounted for using equity method, net" in the combined income statements.

Profits and losses resulting from upstream and downstream transactions between the Ningbo Hailiang Group and its associate are recognised in the Ningbo Hailiang Group's combined financial statements only to the extent of unrelated investor's interests in the associate. Unrealised losses are eliminated unless the transaction provides evidence of an impairment of the asset transferred. Accounting policies of the associate have been changed where necessary to ensure consistency with the policies adopted by the Ningbo Hailiang Group.

Gains and losses on dilution of equity interests in the associate are recognised in the combined income statements.

*(b) Associate*

An associate is an entity over which the Ningbo Hailiang Group has significant influence but not control, generally accompanying a shareholding of between 20% and 50% of the voting rights. Investments in associates are accounted for using the equity method of accounting.

**2.4 Segment reporting**

Operating segments are reported in a manner consistent with the internal reporting provided to the chief operating decision-maker ("CODM"). The CODM, who is responsible for allocating resources and assessing performance of the operating segments, has been identified as the executive directors of the Ningbo Hailiang Group that makes strategic decisions.

**2.5 Property, plant and equipment**

Property, plant and equipment are stated at historical cost less depreciation and any impairment loss. Historical cost includes expenditure that is directly attributable to the acquisition of the items.

Subsequent costs are included in the asset's carrying amount or recognised as a separate asset, as appropriate, only when it is probable that future economic benefits associated with the item will flow to the Ningbo Hailiang Group and the cost of the item can be measured reliably. The carrying amount of the replaced part is derecognised. All other repairs and maintenance are charged to the profit or loss

during the financial period in which they are incurred. Depreciation on property, plant and equipment is calculated using the straight-line method to allocate their cost to their residual values over their estimated useful lives, as follows:

Buildings .....	20 years
Motor vehicles .....	4 years
Furniture, fitting and office equipment .....	3–5 years

The assets' residual values and useful lives are reviewed, and adjusted if appropriate, at the end of each reporting period.

An asset's carrying amount is written down immediately to its recoverable amount if the asset's carrying amount is greater than its estimated recoverable amount (Note 2.7).

Gains and losses on disposals are determined by comparing the proceeds with the carrying amount.

## **2.6 Intangible assets**

### *Computer software*

The computer softwares are capitalised on the basis of the costs incurred to acquire and bring to use the specific software. These costs are amortised over their estimated useful lives of 4 to 10 years.

## **2.7 Impairment of non-financial assets**

Assets that are subject to amortisation are reviewed for impairment whenever events or changes in circumstances indicate that the carrying amount may not be recoverable. An impairment loss is recognised for the amount by which the asset's carrying amount exceeds its recoverable amount. The recoverable amount is the higher of an asset's fair value less costs to sell and value in use. For the purpose of assessing impairment, assets are grouped at the lowest levels for which there are separately identifiable cash flows (cash-generating unit). Non-financial assets other than goodwill that suffered impairment are reviewed for possible reversal of the impairment at each reporting date.

## **2.8 Properties under development and completed properties held for sale**

Properties under development and completed properties held for sale are stated at the lower of cost and net realisable value. Development cost of property comprises mainly cost of land use rights, construction costs, borrowing costs, and professional fees incurred during the development period. Upon completion, the properties are transferred to completed properties held for sale.

Net realisable value takes into account the price ultimately expected to be realised, less applicable variable selling expenses and anticipated cost to completion.

Properties under development are classified as current assets unless the construction period of the relevant property development project is expected to complete beyond the normal operating cycle.

## **2.9 Financial assets**

### *2.9.1 Classification*

The Ningbo Hailiang Group classifies its financial assets as loans and receivables. The classification depends on the purpose for which the financial assets were acquired. Management determines the classification of its financial assets at initial recognition.

Loans and receivables are non-derivative financial assets with fixed or determinable payments that are not quoted in an active market. They are included in current assets, except for the amounts that are settled or expected to be settled more than 12 months after the end of the reporting period. These are classified as non-current assets. The loans and receivables comprise “trade and other receivables”, “amounts due from related parties”, “restricted cash” and “cash and cash equivalents” in the combined balance sheets (Note 2.15 and Note 2.16).

#### *2.9.2 Recognition and measurement*

Regular way purchases and sales of financial assets are recognised on the trade-date — the date on which the Ningbo Hailiang Group commits to purchase or sell the asset. Investments are initially recognised at fair value plus transaction costs for all financial assets not carried at fair value through profit or loss. Financial assets are derecognised when the rights to receive cash flows from the investments have expired or have been transferred and the Ningbo Hailiang Group has transferred substantially all risks and rewards of ownership. Loans and receivables are subsequently carried at amortised cost using the effective interest method.

#### *2.10 Offsetting financial instruments*

Financial assets and liabilities are offset and the net amount reported in the balance sheet when there is a legally enforceable right to offset the recognised amounts and there is an intention to settle on a net basis or realise the asset and settle the liability simultaneously. The legally enforceable right must not be contingent on future events and must be enforceable in the normal course of business and in the event of default, insolvency or bankruptcy of the company or the counterparty.

#### *2.11 Impairment of financial assets*

The Ningbo Hailiang Group assesses at the end of each reporting period whether there is objective evidence that a financial asset or group of financial assets is impaired. A financial asset or a group of financial assets is impaired and impairment losses are incurred only if there is objective evidence of impairment as a result of one or more events that occurred after the initial recognition of the asset (a “loss event”) and that loss event (or events) has an impact on the estimated future cash flows of the financial asset or group of financial assets that can be reliably estimated.

Evidence of impairment may include indications that the debtors or a group of debtors is experiencing significant financial difficulty, default or delinquency in interest or principal payments, the probability that they will enter bankruptcy or other financial reorganisation, and where observable data indicate that there is a measurable decrease in the estimated future cash flows, such as changes in arrears or economic conditions that correlate with defaults.

For loans and receivables category, the amount of the loss is measured as the difference between the asset's carrying amount and the present value of estimated future cash flows (excluding future credit losses that have not been incurred) discounted at the financial asset's original effective interest rate. The carrying amount of the asset is reduced and the amount of the loss is recognised in the profit or loss. If a loan or held-to-maturity investment has a variable interest rate, the discount rate for measuring any impairment loss is the current effective interest rate determined under the contract. As a practical expedient, the Ningbo Hailiang Group may measure impairment on the basis of fair value of an instrument using an observable market price.

If, in a subsequent period, the amount of the impairment loss decreases and the decrease can be related objectively to an event occurring after the impairment was recognised (such as an improvement

in the debtor's credit rating), the reversal of the previously recognised impairment loss is recognised in the combined income statement.

### ***2.12 Construction contracts***

When the outcome of a construction contract can be estimated reliably and it is probable that the contract will be profitable, contract revenue is recognised over the period of the contract by reference to the stage of completion. Contract costs are recognised as expenses by reference to the stage of completion of the contract activity at the end of the reporting period. When it is probable that total contract costs will exceed total contract revenue, the expected loss is recognised as an expense immediately.

When the outcome of a construction contract cannot be estimated reliably, contract revenue is recognised only to the extent of contract costs incurred that are likely to be recoverable.

Variations in contract work, claims and incentive payments are included in contract revenue to the extent that may have been agreed with the customer and are capable of being reliably measured.

The Ningbo Hailiang Group uses the 'percentage-of-completion method to determine the appropriate amount to recognise in a given period. The stage of completion is measured by reference to the contract costs incurred up to the end of the reporting period as a percentage of total estimated costs for each contract. Costs incurred in the year in connection with future activity on a contract are excluded from contract costs in determining the stage of completion.

On the balance sheet, the Ningbo Hailiang Group reports the net contract position for each contract as either an asset or a liability. A contract represents an asset where costs incurred plus recognised profits (less recognised losses) exceed progress billings; a contract represents a liability where the opposite is the case.

### ***2.13 Leasing***

Leases are classified as finance leases whenever the terms of the lease transfer substantially all the risks and rewards of ownership to the lessee. All other leases are classified as operating leases.

Operating lease payments are recognised as an expense on a straight-line basis over the term of the relevant lease. Benefits received and receivable as an incentive to enter into an operating lease are recognised as a reduction of rental expense over the lease term on a straight-line basis.

### ***2.14 Land use rights***

All land in the PRC is state-owned or collectively-owned and no individual ownership right exists. Land use rights are acquired by the Ningbo Hailiang Group for development of properties. Land use rights held for development for sale are inventories and included in properties under development or completed properties held for sale and measured at lower of cost and net realisable value, of which those within normal operating cycle are classified as current assets, while those out of the normal operating cycle are classified as non-current assets.

### ***2.15 Trade and other receivables and amounts due from related parties***

Trade receivables are amounts due from customers for properties sold or services performed in the ordinary course of business. If collection of trade and other receivables is expected in one year or less (or in the normal operating cycle of the business if longer), they are classified as current assets. If not, they are presented as non-current assets.



Trade and other receivables and amounts due from related parties are recognised initially at fair value and subsequently measured at amortised cost using the effective interest method, less provision for impairment.

#### ***2.16 Cash and cash equivalents and restricted cash***

Cash and cash equivalent includes cash in hand and at banks and deposits held at call with banks, other short-term highly liquid investment with original maturities of three months or less.

Bank deposits which are restricted to use are included in “restricted cash”. Restricted cash are excluded from cash and cash equivalents in the combined statement of cash flows.

#### ***2.17 Trade and other payables and amounts due to related parties***

Trade payables are obligations to pay for goods or services that have been acquired in the ordinary course of business from suppliers. Trade and other payables are classified as current liabilities if payment is due within one year or less (or in the normal operating cycle of the business if longer). If not, they are presented as non-current liabilities.

Trade and other payables and amounts due to related parties are recognised initially at fair value and subsequently measured at amortised cost using the effective interest method.

#### ***2.18 Borrowings and borrowing costs***

Borrowings are recognised initially at fair value, net of transaction costs incurred. Borrowings are subsequently carried at amortised cost; any difference between the proceeds (net of transaction costs) and the redemption value is recognised in the income statement over the period of the borrowings using the effective interest method.

Fees paid on the establishment of loan facilities are recognised as transaction costs of the loan to the extent that it is probable that some or all of the facility will be drawn down. In this case, the fee is deferred until the draw-down occurs. To the extent there is no evidence that it is probable that some or all of the facility will be drawn down, the fee is capitalised as a prepayment for liquidity services and amortised over the period of the facility to which it relates.

Borrowings are classified as current liabilities unless the Ningbo Hailiang Group has an unconditional right to defer settlement of the liability for at least 12 months after the end of the reporting period.

General and specific borrowing costs directly attributable to the acquisition, construction or production of qualifying assets, which are assets that necessarily take a substantial period of time to get ready for their intended use or sale, are added to the cost of those assets, until such time as the assets are substantially ready for their intended use or sale.

Investment income earned on the temporary investment of specific borrowings pending their expenditure on qualifying assets is deducted from the borrowing costs eligible for capitalisation.

All other borrowing costs are recognised in profit or loss in the period in which they are incurred.

#### ***2.19 Current and deferred income tax***

The tax expense for the period comprises current and deferred tax. Tax is recognised in the income statement, except to the extent that it relates to items recognised in other comprehensive income or directly in equity. In this case the tax is also recognised in other comprehensive income or directly in equity, respectively.

*(a) Current income tax*

The current income tax charge is calculated on the basis of the tax laws enacted or substantively enacted at the balance sheet date in the countries where Ningbo Hailiang Group and its associates operate and generate taxable income. Management periodically evaluates positions taken in tax returns with respect to situations in which applicable tax regulation is subject to interpretation. It establishes provisions where appropriate on the basis of amounts expected to be paid to the tax authorities.

*(b) Deferred income tax*

## Inside basis differences

Deferred income tax is recognised, using the liability method, on temporary differences arising between the tax bases of assets and liabilities and their carrying amounts in the combined financial statements. However, deferred tax liabilities are not recognised if they arise from the initial recognition of goodwill, the deferred income tax is not accounted for if it arises from initial recognition of an asset or liability in a transaction other than a business combination that at the time of the transaction affects neither accounting nor taxable profit or loss. Deferred income tax is determined using tax rates (and laws) that have been enacted or substantively enacted by the balance sheet date and are expected to apply when the related deferred income tax asset is realised or the deferred income tax liability is settled.

Deferred income tax assets are recognised only to the extent that it is probable that future taxable profit will be available against which the temporary differences can be utilised.

## Outside basis differences

Deferred income tax is provided on taxable temporary differences arising from investments in subsidiaries, associates and joint arrangements, except for deferred income tax liability where the timing of the reversal of the temporary difference is controlled by the Ningbo Hailiang Group and it is probable that the temporary difference will not reverse in the foreseeable future. Generally the Ningbo Hailiang Group is unable to control the reversal of the temporary difference for associates. Only when there is an agreement in place that gives the Ningbo Hailiang Group the ability to control the reversal of the temporary difference in the foreseeable future, deferred tax liability in relation to taxable temporary differences arising from the associate's undistributed profits is not recognised.

Deferred income tax assets are recognised on deductible temporary differences arising from investments in subsidiaries, associates and joint arrangements only to the extent that it is probable the temporary difference will reverse in the future and there is sufficient taxable profit available against which the temporary difference can be utilised.

*(c) Offsetting*

Deferred income tax assets and liabilities are offset when there is a legally enforceable right to offset current tax assets against current tax liabilities and when the deferred income taxes assets and liabilities relate to income taxes levied by the same taxation authority on either the taxable entity or different taxable entities where there is an intention to settle the balances on a net basis.

### **2.20 Employee benefits**

#### **(a) Retirement benefits**

In accordance with the rules and regulations in the PRC, the PRC based employees of the Ningbo Hailiang Group participate in various defined contribution retirement benefit plans organised by the relevant municipal and provincial governments in the PRC under which the Ningbo Hailiang Group and the PRC based employees are required to make monthly contributions to these plans calculated as a percentage of the employees' salaries.

The municipal and provincial governments undertake to assume the retirement benefit obligations of all existing and future retired PRC based employees' payable under the plans described above. Other than the monthly contributions, the Ningbo Hailiang Group has no further obligation for the payment of retirement and other post-retirement benefits of its employees. The assets of these plans are held separately from those of the Ningbo Hailiang Group in independently administrated funds managed by the PRC government.

The Ningbo Hailiang Group's contributions to the defined contribution retirement schemes are expensed as incurred.

#### **(b) Employee leave entitlements**

Employee entitlements to annual leave are recognised when they accrue to employees. A provision is made for the estimated liability for annual leave as a result of services rendered by employees up to the balance sheet date.

Employee entitlements to sick leave and maternity leave are not recognised until the time of leave.

### **2.21 Provisions and contingent liabilities**

Provisions are recognised when: the Ningbo Hailiang Group has a present legal or constructive obligation as a result of past events; it is probable that an outflow of resources will be required to settle the obligation; and the amount has been reliably estimated. Provisions are not recognised for future operating losses.

Where there are a number of similar obligations, the likelihood that an outflow will be required in settlement is determined by considering the class of obligations as a whole. A provision is recognised even if the likelihood of an outflow with respect to any one item included in the same class of obligations may be small.

Provisions are measured at the present value of the expenditures expected to be required to settle the obligation using a pre-tax rate that reflects current market assessments of the time value of money and the risks specific to the obligation. The increase in the provision due to passage of time is recognised as interest expense.

A contingent liability is a possible obligation that arises from past events and whose existence will only be confirmed by the occurrence or non-occurrence of one or more uncertain future events not wholly within the control of the Ningbo Hailiang Group. It can also be a present obligation arising from past events that is not recognised because it is not probable that outflow of economic resources will be required or the amount of obligation cannot be measured reliably.

A contingent liability is not recognised but is disclosed in the notes to the financial statements. When a change in the probability of an outflow occurs so that outflow is probable, it will then be recognised as a provision.

**2.22 Revenue recognition**

Revenue is measured at the fair value of the consideration received or receivable, and represents amounts receivable for the sales of properties and services income, stated net of discounts returns, value added tax and after eliminating sales within the Ningbo Hailiang Group.

The Ningbo Hailiang Group recognises revenue when the amount of revenue can be reliably measured; when it is probably that future economic benefits will flow to the entity; and when specific criteria have been met for each of the Ningbo Hailiang Group's activities, as described below. The Ningbo Hailiang Group bases its estimates on historical results, taking into consideration the type of customer, type of transaction and the specifics of each arrangement.

**(a) Sales of properties**

Revenue from sales of properties is recognised when the risks and rewards of properties are transferred to the purchasers, which is when the construction of relevant properties has been completed and the properties have been delivered to the purchasers and collectability of related receivables is reasonably assured. Deposits and installments received on properties sold prior to the date of revenue recognition are included in the combined balance sheets as "pre-sale proceeds received from customers" under current liabilities.

**(b) Construction contracts**

When the outcome of a construction contract can be estimated reliably and it is probable that the contract will be profitable, contract revenue is recognised over the period of the contract by reference to the stage of completion (Note 2.12).

**(c) Service income**

Service income is recognised when the related services are rendered.

**2.23 Financial guarantee liabilities**

Financial guarantee contracts in the scope of *HKAS39 Financial Instrument: Recognition and Measurement* are accounted for as financial liabilities. A financial guarantee contract is recognised initially at its fair value plus transaction costs that are directly attributable to the acquisition or issue of the financial guarantee contract. Subsequent to initial recognition, Ningbo Hailiang Group measures the financial guarantee contracts at the higher of the present value of the best estimate of the expenditure required to settle the present obligation and the amount initially recognised less cumulative amortisation.

**2.24 Interest income**

Interest income is recognised using the effective interest method. When a loan and receivable is impaired, the Ningbo Hailiang Group reduces the carrying amount to its recoverable amount, being the estimated future cash flows discounted at original effective interest rate of the instrument, and continues unwinding the discount as interest income. Interest income on impaired loan and receivables is recognised using the original effective interest rate.

**2.25 Dividend income**

Dividend income is recognised when the right to receive payment is established.

### ***2.26 Dividend distribution***

Dividend distribution to the owners of Ningbo Hailiang is recognised as a liability in Ningbo Hailiang's financial statements in the period in which the dividends are approved by the owners of Ningbo Hailiang.

## **3 Financial risk management**

### ***3.1 Financial risk factor***

Ningbo Hailiang Group's activities expose it to a variety of financial risks: market risk, credit risk, and liquidity risk. The Ningbo Hailiang Group's overall risk management program focuses on the unpredictability of financial markets and seeks to minimise potential adverse effects on Ningbo Hailiang Group's financial performance.

#### ***(a) Market risk***

##### ***(i) Interest rate risk***

The Ningbo Hailiang Group's interest rate risks arise from long-term borrowings. Borrowings obtained at fixed rates expose the Ningbo Hailiang Group to fair value interest rate risk. Borrowings obtained at variable rates expose the Ningbo Hailiang Group to cash flow interest rate risk which is partially offset by cash held at variable rates.

The Ningbo Hailiang Group's exposure to changes in interest rates is mainly attributable to its long-term borrowings. As at 31 December 2016 and 30 June 2017, long-term borrowings of the Ningbo Hailiang Group bearing floating interest rates amounted to approximately RMB70,000,000 and RMB170,000,000, respectively. If interest rates on borrowings at floating rates had been 100 basis points higher or lower with all other variables held constant, interest charges for the year/period would increase/decrease by RMB2,021,000 and RMB4,909,000, respectively, which have been capitalised in properties under development. As at 31 December 2014 and 2015, there were no long-term borrowings at floating rates.

#### ***(b) Credit risk***

The Ningbo Hailiang Group has no concentrations on credit risk. Cash transactions are limited to high-credit-quality institutions. The maximum exposure to credit risk in relation to financial assets is the carrying amounts of cash and cash equivalent (excluding cash on hand), restricted cash, trade and other receivable, amounts due from related parties and guarantees provided to third parties. The Ningbo Hailiang Group's exposure to credit risk arising from trade and other receivables and amounts due from related parties is set out in Note 16 and Note 28(d)(iii).

For cash in banks and financial institutions, only those with sound credit ratings are accepted.

For trade receivables arisen from sales of properties, the Ningbo Hailiang Group managed the credit risk by fully receiving cash or property arranging purchasers' mortgage loans financing procedures before delivery of properties. The Ningbo Hailiang Group closely monitors the collection of progress payments from customers in accordance with payment schedule as specified in the enforceable contracts. The Ningbo Hailiang Group has policies in place to ensure that sales are made to purchases with appropriate financial strength.

Meanwhile, the Ningbo Hailiang Group has the right to cancel the contracts once the payment from the customers is in default. It also has monitoring procedures to ensure that follow-up action is taken to recover overdue balances. The Ningbo Hailiang Group has no significant concentrations of credit risk, with exposure spread over a number of customers.

The Ningbo Hailiang Group has arranged bank financing for certain purchasers of the Ningbo Hailiang Group's property units and provided guarantees to secure obligations of such purchasers for repayments. Detailed disclosure of such guarantees is made in Note 26. If a purchaser defaults on the payment of its mortgage loan during the guarantee period, the bank holding the guarantee may demand the Ningbo Hailiang Group to repay the outstanding principal of the loan and any interest accrued thereon. Under such circumstances, the Ningbo Hailiang Group is able to forfeit the customer's deposit and resell the property to recover any amounts paid by the Ningbo Hailiang Group to the bank. In this regard, the directors of the Ningbo Hailiang consider that the Ningbo Hailiang Group's credit risk is significantly reduced.

Amounts due from related parties are companies owned by the same ultimate shareholder of the Ningbo Hailiang Group of which the possibility of bad debt is low. For other receivables and amounts due from joint ventures and associates, the Ningbo Hailiang Group assessed the credit quality of the counter parties by taking into account their financial position, credit history and other factors. Management also regularly reviews the recoverability of these receivables and follow up the disputes or amounts overdue, if any. The directors of Ningbo Hailiang thus consider that the risk of default by counter parties is low.

*(c) Liquidity risk*

Management of the Ningbo Hailiang Group aims to maintain sufficient cash and cash equivalents or have available funding through proceeds from pre-sale of properties and an adequate amount of available financing including short-term and long-term borrowings and obtaining additional funding from shareholders.

The table below sets out the Ningbo Hailiang Group's financial liabilities by relevant maturity grouping at each balance sheet date. The amounts disclosed in the table are the contractual undiscounted cash flows.

	Less than 1 year RMB'000	Between 1 and 2 years RMB'000	Between 2 and 5 years RMB'000	Over 5 years RMB'000	Total RMB'000
<b>At 31 December 2014</b>					
Borrowings (Note (a))	370,641	630,207	—	—	1,000,848
Trade and other payables,	1,226,784	—	—	—	1,226,784
Amounts due to related parties					
(Note 28(d))	2,812,712	—	—	—	2,812,712
Financial guarantee (Note 26)	1,762,797	—	—	—	1,762,797
	<u>6,172,934</u>	<u>630,207</u>	<u>—</u>	<u>—</u>	<u>6,803,141</u>
<b>At 31 December 2015</b>					
Borrowings (Note (a))	3,349,031	1,602,808	—	—	4,951,839
Trade and other payables,	1,350,628	—	—	—	1,350,628
Amounts due to related parties					
(Note 28(d))	3,525,159	—	—	—	3,525,159
Financial guarantee (Note 26)	4,063,520	—	—	—	4,063,520
	<u>12,288,338</u>	<u>1,602,808</u>	<u>—</u>	<u>—</u>	<u>13,891,146</u>
<b>At 31 December 2016</b>					
Borrowings (Note (a))	1,272,957	1,294,154	507,559	—	3,074,670
Trade and other payables	1,765,077	—	—	—	1,765,077
Amounts due to related parties					
(Note 28(d))	2,175,244	—	—	—	2,175,244
Financial guarantee (Note 26)	6,036,760	—	—	—	6,036,760
	<u>11,250,038</u>	<u>1,294,154</u>	<u>507,559</u>	<u>—</u>	<u>13,051,751</u>
<b>At 30 June 2017</b>					
Borrowings (Note (a))	2,172,153	1,337,885	—	—	3,510,038
Trade and other payables	1,942,479	—	—	—	1,942,479
Amounts due to related parties					
(Note 28(d))	1,434,607	—	—	—	1,434,607
Financial guarantee (Note 26)	6,381,880	—	—	—	6,381,880
	<u>11,931,119</u>	<u>1,337,885</u>	<u>—</u>	<u>—</u>	<u>13,269,004</u>

Note:

- (a) Interests on borrowings were calculated on borrowings held as at 31 December 2014, 2015 and 2016 and 30 June 2017. Floating-rate interest was estimated using the current interest rate as at 31 December 2014, 2015 and 2016 and 30 June 2017.

### 3.2 Capital risk management

The Ningbo Hailiang Group's objectives when managing capital are to safeguard the Ningbo Hailiang Group's ability to continue as a going concern in order to provide returns for owners and benefits for other stakeholders and to maintain an optimal capital structure to reduce the cost of capital.



In order to maintain or adjust the capital structure, the Ningbo Hailiang Group may adjust the amount of dividends paid to owners, issue new shares or sell assets to reduce debt.

The Ningbo Hailiang Group monitors capital on the basis of the gearing ratio. This ratio is calculated as net borrowings divided by total capital as shown in the combined balance sheets. Net borrowings are calculated as total borrowings (including current and non-current borrowings as shown in the combined balance sheets) and amounts due to the ultimate holding company of Ningbo Hailiang Group and its subsidiaries less total of cash and cash equivalents, and restricted cash.

The gearing ratios at 31 December 2014, 2015 and 2016, and 30 June 2017 were as follows:

	2014	As at 31 December 2015	2016	As at June 30 2017
	RMB'000	RMB'000	RMB'000	RMB'000
Total borrowings (Note 22) . . . . .	900,000	4,587,869	2,846,501	3,290,000
Amounts due to the ultimate holding company of Ningbo Hailiang Group and its subsidiaries (Note 28(d)(v)) . . . . .	2,307,320	2,979,407	1,349,822	372,798
Less: cash and cash equivalents (Note 19)	(223,688)	(721,089)	(1,053,598)	(1,217,272)
restricted cash (Note 18) . . . . .	(86,290)	(115,772)	(148,299)	(279,515)
Net borrowings . . . . .	2,897,342	6,730,415	2,994,426	2,166,011
Total equity . . . . .	826,574	1,323,836	1,487,984	379,509
Total capital . . . . .	3,723,916	8,054,251	4,482,410	2,545,520
Gearing ratio . . . . .	78%	84%	67%	85%

### 3.3 Fair value estimation

The Ningbo Hailiang Group's financial assets include cash and cash equivalents, restricted cash, trade and other receivables and amounts due from related parties. The Ningbo Hailiang Group's financial liabilities include trade and other payables, amounts due to related parties and borrowings. The fair value for financial assets and liabilities with maturities of less than one year are assumed to approximate their carrying amounts due to their short term maturities.

## 4 Critical accounting estimates and judgements

Estimates and judgements used in preparing the Historical Financial Information are evaluated and based on historical experience and other factors, including expectations of future events that are believed to be reasonable under the circumstances. The Ningbo Hailiang Group makes estimates and assumptions concerning the future. The resulting accounting estimates will, by definition, seldom equal the related actual results. The estimates and assumptions that may have a significant effect on the carrying amounts of assets and liabilities within the next financial year are discussed below.

### (a) Provisions for properties under development, completed properties held for sale and prepayment for acquisition of land use rights

Ningbo Hailiang Group assesses the carrying amounts of properties under development, completed properties held for sale and prepayments for acquisition of land use rights according to their net realisable values based on the realisability of these properties and prepayments. Net realisable values for properties under development and prepayments for acquisition of land use rights are

determined by reference to management's estimates of the selling prices based on prevailing market conditions, less applicable variable selling expenses and the anticipated costs to completion (including land costs). Net realisable values for completed properties held for sale are determined by reference to management's estimates of the selling price based on prevailing market conditions, less applicable variable selling expenses.

***(b) Corporate income tax, land appreciation tax and deferred taxation***

Ningbo Hailiang Group is subject to corporate income tax and land appreciation tax ("LAT") in the PRC. Judgment is required in determining the provision for corporate income tax and LAT. There are many transactions and calculations for which the ultimate determination is uncertain during the ordinary course of business. Ningbo Hailiang Group has not finalised its corporate income tax and LAT calculations and payments with certain local tax authorities in charge of certain of Ningbo Hailiang Group's projects in the PRC. Ningbo Hailiang Group recognised the corporate income tax and LAT based on management's best estimates according to the interpretation of the applicable tax rules. Where the final tax outcome of these matters is different from the amounts that were initially recorded, such difference will impact the corporate income tax and LAT provision in the year in which such determination is made.

Deferred income tax assets relating to certain temporary differences and tax losses are recognised when management considers to be probable that future taxable profit will be available against which the temporary differences or tax losses can be utilised. The outcome of their actual utilisation may be different.

**5 Segment information**

Management has determined the operating segments based on the reports reviewed by CODM. The CODM, who is responsible for allocating resources and assessing performance of the operating segment, has been identified as the executive directors of the Ningbo Hailiang.

The Ningbo Hailiang Group principally engages in property development in the PRC. Management reviews the operating results of the business as one operating segment to make decisions about resources to be allocated. The CODM considers that there is only one operating segment, which is used to make strategic decisions.

The major operating entities of the Ningbo Hailiang Group were domiciled in the Mainland China, and the Ningbo Hailiang Group's revenue for the Track Record Period were derived in the Mainland China.

As at 31 December 2014, 2015 and 2016 and 30 June 2017, all of the non-current assets were located in the Mainland China.

There was no revenue derived from a single external customer accounting for 10% or more of the Ningbo Hailiang Group's revenue for the Track Record Period.

**6 Revenue**

Revenue of the Ningbo Hailiang Group for the Track Record Period were as follows:

	Year ended 31 December			For the six months ended	
	2014 RMB'000	2015 RMB'000	2016 RMB'000	2016 RMB'000 (Unaudited)	2017 RMB'000
Revenue from sales of properties . . . . .	1,022,229	3,412,081	5,192,207	1,406,489	1,534,024
Revenue from construction contracts (Note 17) . . . . .	4,943	33,793	50,749	12,360	7,529
Service income (Note 28 (b)) . . . . .	37,170	31,465	27,484	16,502	1,887
	<u>1,064,342</u>	<u>3,477,339</u>	<u>5,270,440</u>	<u>1,435,351</u>	<u>1,543,440</u>

**7 Expenses by nature**

Key items of expenses included in cost of sales, selling and marketing costs and administrative expenses are mainly analysed as follows:

	Year ended 31 December			For the six months ended	
	2014 RMB'000	2015 RMB'000	2016 RMB'000	2016 RMB'000 (Unaudited)	2017 RMB'000
Cost of properties sold (excluding staff costs) . . . . .	896,489	2,207,028	4,288,913	1,020,151	1,031,794
Staff costs (Note 8) . . . . .	105,840	156,234	182,721	96,774	132,924
Advertising costs . . . . .	60,085	43,514	62,905	27,560	28,689
Office and travelling expenses . . . . .	22,255	16,145	14,951	4,505	9,277
Rental expenditure . . . . .	5,425	4,428	8,396	5,771	2,374
Depreciation and amortisation . . . . .	2,593	3,646	3,834	1,860	1,418
Business taxes and other taxes . . . . .	5,544	4,983	13,436	11,623	852
Donations . . . . .	262	10,120	330	10	250
Others . . . . .	111,521	274,313	366,148	103,348	102,856
Total cost of sales, selling and marketing costs and administrative expenses . . .	<u>1,210,014</u>	<u>2,720,411</u>	<u>4,941,634</u>	<u>1,271,602</u>	<u>1,310,434</u>

**8 Staff costs**

	Year ended 31 December			For the six months ended	
	2014 RMB'000	2015 RMB'000	2016 RMB'000	2016 RMB'000 (Unaudited)	2017 RMB'000
Wages and salaries . . . . .	92,385	135,853	166,715	89,718	120,066
Pension costs					
— statutory pension . . . . .	10,547	16,535	12,025	5,144	8,598
Other staff welfare and benefits . . . . .	2,908	3,846	3,981	1,912	4,260
	<u>105,840</u>	<u>156,234</u>	<u>182,721</u>	<u>96,774</u>	<u>132,924</u>

**9 Finance income — net**

	Year ended 31 December			For the six months ended 30 June	
	2014	2015	2016	2016	2017
	RMB'000	RMB'000	RMB'000	RMB'000	RMB'000
				(Unaudited)	
Finance income					
— Interest income from bank deposits .....	1,716	2,379	4,410	1,912	3,497
Finance cost					
—Interest expenses:					
Bank borrowings and other borrowings .....	(49,975)	(169,335)	(341,785)	(147,156)	(171,325)
Amounts due to the ultimate holding company of the Ningbo Hailiang Group and its subsidiaries (Note 28(d)) .....	(314,663)	(215,307)	(326,897)	(185,637)	(85,258)
Less: interest capitalised .....	364,638	384,642	668,682	332,793	256,583
	—	—	—	—	—
Finance income — net .....	<u>1,716</u>	<u>2,379</u>	<u>4,410</u>	<u>1,912</u>	<u>3,497</u>

**10 Income tax expense**

	Year ended 31 December			For the six months ended 30 June	
	2014	2015	2016	2016	2017
	RMB'000	RMB'000	RMB'000	RMB'000	RMB'000
				(Unaudited)	
Current income tax:					
PRC corporate income tax .....	68,893	165,071	137,887	84,789	93,173
PRC LAT .....	5,629	63,910	38,137	20,249	12,505
	74,522	228,981	176,024	105,038	105,678
Deferred income tax (Note 23):					
PRC corporate income tax .....	(49,380)	33,860	(7,441)	(20,340)	(21,198)
	<u>25,142</u>	<u>262,841</u>	<u>168,583</u>	<u>84,698</u>	<u>84,480</u>

The income tax on the profit before income tax of the Ningbo Hailiang Group differs from the theoretical amount that would arise using the enacted tax rate of the PRC of the Ningbo Hailiang Group entities as follows:

	Year ended 31 December			For the six months ended	
	2014 RMB'000	2015 RMB'000	2016 RMB'000	2016 RMB'000 (Unaudited)	2017 RMB'000
(Loss)/profit before income tax	(143,956)	755,103	326,131	162,478	232,514
Less: share of loss of associates reported net of tax	—	4,204	7,085	3,184	3,989
	(143,956)	759,307	333,216	165,662	236,503
Tax calculated at applicable corporate income tax rates	(35,989)	189,827	83,304	41,416	59,126
Effect of expenses not deductible for income tax	7,071	12,600	56,676	28,095	15,187
Tax losses for which no deferred income tax asset was recognised	49,838	12,482	—	—	788
LAT deductible for income tax purpose	(1,407)	(15,978)	(9,534)	(5,062)	(3,126)
PRC corporate income tax	19,513	198,931	130,446	64,449	71,975
LAT	5,629	63,910	38,137	20,249	12,505
	25,142	262,841	168,583	84,698	84,480

#### **PRC corporate income tax**

The income tax provision of the Ningbo Hailiang Group in respect of operations in the Mainland China has been calculated at the applicable tax rate on the estimated assessable profits for the Track Record Period, based on the existing legislation, interpretations and practices in respect thereof. The corporate income tax rate applicable to the group entities located in the Mainland China is 25%.

Pursuant to the Corporate Income Tax Law of the PRC (the "CIT Law") and the Implementation Rules of the CIT Law, the CIT is unified at 25% for all types of entities, effective from 1 January 2008. The standard tax rate of the Ningbo Hailiang Group's PRC entities was 25% during the Track Record Period.

#### **PRC LAT**

Pursuant to the requirements of the Provisional Regulations of the PRC on LAT effective 1 January 1994, and the Detailed Implementation Rules on the Provisional Regulations of the PRC on LAT effective on 27 January 1995, all income from the sale or transfer of state-owned land use rights, buildings and their attached facilities in the PRC is subject to LAT at progressive rates ranging from 30% to 60% of the appreciation value, with an exemption provided for sales of ordinary residential properties if their appreciation values do not exceed 20% of the sum of the total deductible items.

Ningbo Hailiang Group has made provision of LAT for sales of properties according to the aforementioned progressive rate.

**11 Dividends**

On 25 May 2017, the cash dividend amounting to RMB1,250,000,000 was approved by the director of Ningbo Hailiang and paid during the six months ended 30 June 2017.

**12 Property, plant and equipment**

	<b>Buildings</b> <i>RMB'000</i>	<b>Motor vehicles</b> <i>RMB'000</i>	<b>Furniture, fitting and office equipment</b> <i>RMB'000</i>	<b>Total</b> <i>RMB'000</i>
<b>At 1 January 2014</b>				
Cost .....	3,098	5,367	4,862	13,327
Accumulated depreciation .....	(804)	(853)	(1,398)	(3,055)
Net book amount .....	<u>2,294</u>	<u>4,514</u>	<u>3,464</u>	<u>10,272</u>
<b>Year ended 31 December 2014</b>				
Opening net book amount .....	2,294	4,514	3,464	10,272
Additions .....	—	853	3,110	3,963
Disposals .....	—	(299)	(9)	(308)
Depreciation charges .....	(147)	(367)	(1,181)	(1,695)
Closing net book amount .....	<u>2,147</u>	<u>4,701</u>	<u>5,384</u>	<u>12,232</u>
<b>At 31 December 2014</b>				
Cost .....	3,098	5,922	7,963	16,983
Accumulated depreciation .....	(951)	(1,221)	(2,579)	(4,751)
Net book amount .....	<u>2,147</u>	<u>4,701</u>	<u>5,384</u>	<u>12,232</u>
<b>Year ended 31 December 2015</b>				
Opening net book amount .....	2,147	4,701	5,384	12,232
Additions .....	—	49	908	957
Disposals .....	—	—	(17)	(17)
Depreciation charges .....	(147)	(744)	(1,667)	(2,558)
Closing net book amount .....	<u>2,000</u>	<u>4,006</u>	<u>4,608</u>	<u>10,614</u>
<b>At 31 December 2015</b>				
Cost .....	3,098	5,970	8,854	17,922
Accumulated depreciation .....	(1,098)	(1,964)	(4,246)	(7,308)
Net book amount .....	<u>2,000</u>	<u>4,006</u>	<u>4,608</u>	<u>10,614</u>
<b>Year ended 31 December 2016</b>				
Opening net book amount .....	2,000	4,006	4,608	10,614
Additions .....	—	116	320	436
Disposals .....	—	(55)	(12)	(67)
Depreciation charges .....	(147)	(713)	(1,710)	(2,570)
Closing net book amount .....	<u>1,853</u>	<u>3,354</u>	<u>3,206</u>	<u>8,413</u>

	<b>Buildings</b> <i>RMB'000</i>	<b>Motor vehicles</b> <i>RMB'000</i>	<b>Furniture, fitting and office equipment</b> <i>RMB'000</i>	<b>Total</b> <i>RMB'000</i>
<b>At 31 December 2016</b>				
Cost .....	3,098	6,031	9,162	18,291
Accumulated depreciation .....	(1,245)	(2,677)	(5,956)	(9,878)
Net book amount .....	<u>1,853</u>	<u>3,354</u>	<u>3,206</u>	<u>8,413</u>
<b>Six months ended 30 June 2017</b>				
Opening net book amount .....	1,853	3,354	3,206	8,413
Additions .....	—	—	142	142
Disposals .....	—	—	(147)	(147)
Depreciation charges .....	(74)	(379)	(625)	(1,078)
Closing net book amount .....	<u>1,779</u>	<u>2,975</u>	<u>2,576</u>	<u>7,330</u>
<b>At 30 June 2017</b>				
Cost .....	3,098	6,031	9,157	18,286
Accumulated depreciation .....	(1,319)	(3,056)	(6,581)	(10,956)
Net book amount .....	<u>1,779</u>	<u>2,975</u>	<u>2,576</u>	<u>7,330</u>
<b>(Unaudited):</b>				
<b>Six months ended 30 June 2016</b>				
Opening net book amount .....	2,000	4,006	4,608	10,614
Additions .....	—	64	124	188
Disposals .....	—	—	(6)	(6)
Depreciation charges .....	(74)	(374)	(874)	(1,322)
Closing net book amount .....	<u>1,926</u>	<u>3,696</u>	<u>3,852</u>	<u>9,474</u>
<b>At 30 June 2016</b>				
Cost .....	3,098	6,034	8,972	18,104
Accumulated depreciation .....	(1,172)	(2,338)	(5,120)	(8,630)
Net book amount .....	<u>1,926</u>	<u>3,696</u>	<u>3,852</u>	<u>9,474</u>

Depreciation charges were included in the following categories in the combined income statement:

	<b>Year ended 31 December</b>			<b>For the six months ended 30 June</b>	
	<b>2014</b>	<b>2015</b>	<b>2016</b>	<b>2016</b>	<b>2017</b>
	<i>RMB'000</i>	<i>RMB'000</i>	<i>RMB'000</i>	<i>RMB'000</i>	<i>RMB'000</i>
Marketing and advertising costs .....	1,443	2,148	2,095	1,322	839
Administrative expenses .....	252	410	475	—	239
	<u>1,695</u>	<u>2,558</u>	<u>2,570</u>	<u>1,322</u>	<u>1,078</u>



**13 Investments accounted for using the equity method**

The amounts recognised in the combined balance sheets are as follows:

	2014	31 December	2016	30 June
	RMB'000	2015	RMB'000	2017
		RMB'000	RMB'000	RMB'000
Investments in associates . . . . .	—	69,296	65,072	58,349

The loss recognised in the combined income statement are as follows:

	Year ended 31 December		For the six months	
	2014	2015	ended 30 June	2017
	RMB'000	RMB'000	2016	RMB'000
			(Unaudited)	
Associates (Note (a)) . . . . .	—	4,204	7,085	3,183
				3,989

**(a) Associates**

	Year ended 31 December		For the six months	
	2014	2015	ended 30 June	2017
	RMB'000	RMB'000	2016	RMB'000
			(Unaudited)	
At 1 January . . . . .	—	—	69,296	69,296
Additions . . . . .	—	73,500	4,800	—
Share of loss — net . . . . .	—	(4,204)	(7,085)	(3,183)
Elimination of unrealised profits . . . . .	—	—	(1,939)	—
At 31 December/ 30 June . . . . .	—	69,296	65,072	66,113
				58,349

During the Track Record Period, the Ningbo Hailiang Group invested in three associates, which were engaged in property development business.

**14 Financial instruments by category**

	2014 RMB'000	31 December 2015 RMB'000	2016 RMB'000	30 June 2017 RMB'000
<b>Financial assets:</b>				
Loans and receivables				
— Trade receivable and other receivables . . . . .	104,579	148,911	268,776	224,558
— Amount due from customers for contract work . . . . .	4,943	—	—	—
— Amounts due from related parties (Note 28(d)) . . . . .	945,436	1,878,083	2,497,584	1,479,451
— Restricted cash (Note 18) . . . . .	86,290	115,772	148,299	279,515
— Cash and cash equivalents (Note 19) . . . . .	223,688	721,089	1,053,598	1,217,272
	<u>1,364,936</u>	<u>2,863,855</u>	<u>3,968,257</u>	<u>3,200,796</u>
<b>Financial liabilities:</b>				
Liabilities at amortised cost				
— Trade and other payables . . . . .	1,226,784	1,350,628	1,765,077	1,942,479
— Amounts due to related parties (Note 28(d)) . . . . .	2,812,712	3,525,159	2,175,244	1,434,607
— Borrowings (Note 22) . . . . .	900,000	4,587,869	2,846,501	3,290,000
	<u>4,939,496</u>	<u>9,463,656</u>	<u>6,786,822</u>	<u>6,667,086</u>

**15 Properties under development and completed properties held for sale**

	2014 RMB'000	31 December 2015 RMB'000	2016 RMB'000	30 June 2017 RMB'000
<b>Properties under development:</b>				
— Construction costs . . . . .	1,748,087	2,435,386	2,350,539	3,224,556
— Interests capitalised . . . . .	496,559	643,387	961,028	1,198,448
— Land use rights . . . . .	5,200,312	9,095,245	7,214,987	8,181,301
	<u>7,444,958</u>	<u>12,174,018</u>	<u>10,526,554</u>	<u>12,604,305</u>
<b>Completed properties held for sale:</b>				
— Construction costs . . . . .	363,844	667,919	1,079,250	893,345
— Interests capitalised . . . . .	6,994	46,885	141,233	117,881
— Land use rights . . . . .	47,328	269,908	537,518	440,641
	<u>418,166</u>	<u>984,712</u>	<u>1,758,001</u>	<u>1,451,867</u>

Properties under development and completed properties held for sale of Ningbo Hailiang Group were all located in the PRC and expected to be completed and available for sale within one operating cycle.

As at 31 December 2014, 2015 and 2016 and 30 June 2017, properties under development of approximately RMB992,000,000, RMB4,052,000,000, RMB3,433,015,000, and RMB3,352,225,000 respectively were pledged as collateral for Ningbo Hailiang Group's borrowings (Note 22).

The range of capitalisation rates of borrowings for the Track Record Period were 7.58% to 9.34%.

The completed properties held for sale were all located in the PRC.

## 16 Trade and other receivables and prepayments

	2014 RMB'000	31 December 2015 RMB'000	2016 RMB'000	30 June 2017 RMB'000
Trade receivables (Note (a))	—	—	90	—
Other receivables				
— Deposits for property construction (Note (b))	85,996	127,943	109,195	81,861
— Others (Note (c))	18,583	20,968	159,491	142,697
	<u>104,579</u>	<u>148,911</u>	<u>268,686</u>	<u>224,558</u>
Prepayments				
Third parties				
— Prepayments for acquisition of land use rights	269,205	162,835	57,200	459,292
— Prepaid value added tax, business taxes and other taxes	180,086	269,603	244,985	242,896
— Prepayments for construction contracts	54,940	24,962	53,680	76,045
— Others	5,694	5,992	4,044	3,928
Related parties				
— Prepaid construction cost to related parties (Note 28 (d)(i))	—	27,167	—	1,991
	<u>509,925</u>	<u>490,559</u>	<u>359,909</u>	<u>784,152</u>
Trade and other receivables and prepayments	<u>614,504</u>	<u>639,470</u>	<u>628,685</u>	<u>1,008,710</u>

- (a) The majority of the Ningbo Hailiang Group's sales are derived from sales of properties. Proceeds in respect of sales of properties are to be received in accordance with the terms of related sales and purchase agreements. Generally, purchases of Properties are required to settle the balance within 90 days as specified in the sales and purchase agreements. Ageing analysis of the trade receivables based on the invoice dates when the trade receivables were recognised is as follows:

	2014 RMB'000	31 December 2015 RMB'000	2016 RMB'000	30 June 2017 RMB'000
Within one year	—	—	90	—

- (b) Deposits for property construction represented compulsory deposits required by local regulators for construction qualities.
- (c) These amounts compromised the bidding deposits for acquisition of land use rights.
- (d) As at 31 December 2014, 2015 and 2016 and 30 June 2017, the Ningbo Hailiang Group's trade and other receivables and prepayments were all denominated in RMB.
- (e) As at 31 December 2014, 2015 and 2016 and 30 June 2017, the Ningbo Hailiang Group's maximum exposure to credit risk was the carrying value of each class of receivables mentioned above. No material trade and other receivables were impaired.

**17 Amounts due from/(to) customers for contract works**

	2014 RMB'000	31 December 2015 RMB'000	2016 RMB'000	30 June 2017 RMB'000
Contracts in progress at the end of the year/period:				
Contract costs incurred plus recognised profits .....	4,943	38,736	89,485	97,014
Less: progress billings .....	—	(97,129)	(97,129)	(97,129)
	<u>4,943</u>	<u>(58,393)</u>	<u>(7,644)</u>	<u>(115)</u>

Amounts due from/(to) customers for contract works arise from Ningbo Hailiang Group's involvement in constructions of resettlement housing and land development projects.

According to the agreements of acquisition of land use rights entered into with local government, a company of Ningbo Hailiang Group was required to construct properties for the respective government. The consideration will be determined by the parties' negotiations primarily with reference to the cost incurred.

**18 Restricted cash**

	2014 RMB'000	31 December 2015 RMB'000	2016 RMB'000	30 June 2017 RMB'000
Restricted cash from properties presale proceeds				
(Note (a)) .....	<u>86,290</u>	<u>115,772</u>	<u>148,299</u>	<u>279,515</u>

The restricted cash as at 31 December 2014, 2015 and 2016 and 30 June 2017 was denominated in RMB.

- (a) In accordance with relevant documents issued by local State-Owned Land and Resource Bureau, certain property development companies of the Ningbo Hailiang Group were required to place certain amount of presale proceeds of properties at designated bank accounts as guarantee deposits for constructions of related properties. The deposits can only be used for purchases of construction materials and payments of construction fee of the relevant property projects when approval from the PRC local State-Owned Land and Resource Bureau is obtained. The remaining balances of the deposits will be released after completion of related pre-sold properties or issuance of the real estate ownership certificate of the properties, whichever is the earlier.

**19 Cash and cash equivalents**

	2014 RMB'000	31 December 2015 RMB'000	2016 RMB'000	30 June 2017 RMB'000
Cash at bank and on hand:				
— Denominated in RMB .....	<u>223,688</u>	<u>721,089</u>	<u>1,053,598</u>	<u>1,217,272</u>

The conversion of RMB denominated balances into foreign currencies and the remittance of such foreign currencies out of the PRC are subject to relevant rules and regulations of foreign exchange control promulgated by the PRC government.

**20 Combined capital**

Combined capital as at each balance sheet date represents the combined capital of the companies now comprising the Ningbo Hailiang Group after elimination of inter-company investments.

**21 Other reserves****(a) Capital reserves**

Capital reserves mainly represented accumulated capital contribution from the then shareholders of Ningbo Hailiang Group.

**(b) Statutory reserves**

In accordance with relevant rules and regulations in the PRC, when declaring dividend, Ningbo Hailiang's subsidiaries are required to appropriate not less than 10% of their profit after taxation calculated under PRC accounting rules and regulations to the statutory reserve fund, until the accumulated total of the fund reaches 50% of the registered capital of the respective companies. The statutory reserve fund can only be used, upon approval by the relevant authority, to offset losses brought forward from prior years or to increase the paid up capital of respective companies.

**22 Borrowings**

	<b>31 December</b>		<b>30 June</b>	
	<b>2014</b>	<b>2015</b>	<b>2016</b>	<b>2017</b>
	<i>RMB'000</i>	<i>RMB'000</i>	<i>RMB'000</i>	<i>RMB'000</i>
Borrowings included in non-current liabilities:				
Bank borrowings				
— secured (Note (a))	—	—	2,400,000	2,497,000
Other borrowings				
— secured (Note (b))	500,000	2,365,000	—	—
— unsecured	400,000	640,869	26,501	—
Less: amounts due within one year	(303,909)	(1,479,368)	(706,501)	(1,210,000)
	<u>596,091</u>	<u>1,526,501</u>	<u>1,720,000</u>	<u>1,287,000</u>
Borrowings included in current liabilities:				
Bank borrowings				
— secured (Note (a))	—	—	220,000	93,000
Other borrowings				
— secured (Note (b))	—	—	200,000	—
— unsecured	—	1,582,000	—	700,000
Current portion of long-term borrowings	303,909	1,479,368	706,501	1,210,000
	<u>303,909</u>	<u>3,061,368</u>	<u>1,126,501</u>	<u>2,003,000</u>
Total borrowings	<u>900,000</u>	<u>4,587,869</u>	<u>2,846,501</u>	<u>3,290,000</u>

**(a) Bank borrowings — secured**

As at 31 December 2016 and 30 June 2017, bank borrowings of RMB2,620,000,000 and RMB2,590,000,000 were secured by properties under development (Note 15), respectively, and were additionally guaranteed by certain related parties, respectively (Note 28 (b)). There were no such borrowings as at 31 December 2014 and 2015.

**(b) Other borrowings — secured**

As at 31 December 2014, 2015 and 2016, borrowings from other financial institutions of RMB500,000,000, RMB2,365,000,000, and RMB200,000,000 were secured by properties under

development (Note 15). The secured other borrowings were additionally guaranteed by certain related parties. (Note 28 (b)).

- (c) The exposure of the Ningbo Hailiang Group's borrowings to interest-rate changes and the contractual repricing dates or maturity date whichever is earlier are as follows:

	6 months or less RMB'000	6-12 months RMB'000	1-5 years RMB'000	Over 5 years RMB'000	Total RMB'000
Borrowings included in non-current liabilities:					
At 31 December 2014 .....	—	—	596,091	—	596,091
At 31 December 2015 .....	—	—	1,526,501	—	1,526,501
At 31 December 2016 .....	—	70,000	1,650,000	—	1,720,000
At 30 June 2017 .....	—	170,000	1,117,000	—	1,287,000
Borrowings included in current liabilities:					
At 31 December 2014 .....	168,909	135,000	—	—	303,909
At 31 December 2015 .....	2,196,368	865,000	—	—	3,061,368
At 31 December 2016 .....	676,501	450,000	—	—	1,126,501
At 30 June 2017 .....	1,080,000	923,000	—	—	2,003,000

- (d) The carrying amounts of bank borrowings and other borrowings approximate their fair values as at 31 December 2014, 2015 and 2016 and 30 June 2017 as either the impact of discounting was not significant or the borrowings carry floating rates of interests.

- (e) The maturity of the borrowings were as follows:

	31 December		30 June	
	2014	2015	2016	2017
	RMB'000	RMB'000	RMB'000	RMB'000
Within 1 year .....	303,909	3,061,368	1,126,501	2,003,000
1-2 years .....	596,091	1,526,501	1,220,000	1,287,000
2-5 years .....	—	—	500,000	—
	<u>900,000</u>	<u>4,587,869</u>	<u>2,846,501</u>	<u>3,290,000</u>

- (f) The effective interest rates of bank and other borrowings during the Track Record Periods are 8.13%, 6.78%, 6.22%, and 8.62%, respectively.

- (g) All of the Ningbo Hailiang Group's bank and other borrowings were denominated in RMB.

## 23 Deferred income tax

The analysis of deferred income tax assets are as follows:

	31 December		30 June	
	2014	2015	2016	2017
	RMB'000	RMB'000	RMB'000	RMB'000
Deferred income tax assets:				
To be realised within 12 months .....	13,204	6,432	7,920	12,160
To be realised over 12 months .....	<u>52,816</u>	<u>25,728</u>	<u>31,681</u>	<u>48,639</u>
	<u>66,020</u>	<u>32,160</u>	<u>39,601</u>	<u>60,799</u>

The movement on the deferred income tax assets are as follows:

	Year ended 31 December			For the six months ended 30 June	
	2014	2015	2016	2016	2017
	RMB'000	RMB'000	RMB'000	RMB'000	RMB'000
				(Unaudited)	
At 1 January .....	16,640	66,020	32,160	32,160	39,601
Tax credit/(charged) to combined income statement (Note 10) .....	49,380	(33,860)	7,441	20,340	21,198
At 31 December/30 June .....	<u>66,020</u>	<u>32,160</u>	<u>39,601</u>	<u>52,500</u>	<u>60,799</u>

Deferred income tax assets are mainly recognised for tax loss carry-forwards to the extent that the realisation of the related tax benefit through future taxable profits is probable. As at 31 December 2014, 2015 and 30 June 2017, Ningbo Hailiang Group did not recognise deferred income tax assets of RMB49,838,000, RMB12,481,000 and RMB788,000 in respect of losses amounting to RMB199,353,000, RMB49,923,000 and RMB3,153,000, respectively that can be carried forward for five-year against future taxable income.

## 24 Trade and other payables

	31 December		30 June	
	2014	2015	2016	2017
	RMB'000	RMB'000	RMB'000	RMB'000
Trade payables (Note (a)) .....	939,136	1,127,833	1,448,772	1,572,631
— Third parties .....	917,137	1,037,778	1,242,942	1,373,021
— Related parties (Note 28 (d)(ii)) .....	21,999	90,055	205,830	199,610
Notes payable .....	157,700	—	—	—
Other payables .....	132,001	222,795	316,369	369,854
— Deposits from contractors and suppliers .....	82,600	100,172	116,803	145,716
— Deposits from customers related to property ownership certificates .....	12,354	55,199	103,691	100,470
— Others .....	37,047	67,424	95,875	123,668
	<u>1,228,837</u>	<u>1,350,628</u>	<u>1,765,141</u>	<u>1,942,485</u>

- (a) The ageing analysis of trade payables as at 31 December 2014, 2015 and 2016 and 30 June 2017 based on invoice date is as follows:

	31 December		30 June	
	2014	2015	2016	2017
	RMB'000	RMB'000	RMB'000	RMB'000
Within one year .....	513,192	822,889	816,858	876,482
Over one year .....	425,944	304,944	631,914	696,149
	<u>939,136</u>	<u>1,127,833</u>	<u>1,448,772</u>	<u>1,572,631</u>

- (b) Trade and other payables as at 31 December 2014, 2015 and 2016 and 30 June 2017 were denominated in RMB.



**25 Cash flow information****(a) Cash (used in)/generated from operations**

Reconciliation of profit before income tax to cash (used in)/generated from operations is as follows:

	Year ended 31 December			For the six months ended	
	2014 RMB'000	2015 RMB'000	2016 RMB'000	2016 RMB'000 (Unaudited)	2017 RMB'000
(Loss)/profit before income tax	(143,956)	755,103	326,131	162,478	232,514
Adjustments for:					
Depreciation and amortisation (Note 7)	2,593	3,646	3,834	1,860	1,418
Share of loss of investments accounted for using the equity method — net	—	4,204	7,085	3,183	3,989
Finance income — net (Note 9)	(1,716)	(2,379)	(4,410)	(1,912)	(3,497)
Changes in working capital:					
Properties under construction and completed properties held for sale	(3,828,358)	(4,910,964)	1,544,796	(3,364,928)	(1,512,300)
Amounts due from customers for contract works	—	4,943	—	—	—
Restricted cash	(23,124)	(29,482)	(32,527)	32,855	(131,216)
Trade and other receivables and prepayments	(146,393)	(24,966)	10,785	(569,542)	(380,025)
Trade and other payables	976,933	121,791	414,513	311,046	177,344
Pre-sale proceeds received from customers	2,717,978	1,731,991	2,785,720	1,508,942	2,890,067
Amounts due to customers for contract works	35,212	58,393	(50,749)	(25,375)	(7,529)
Cash (used in)/generated from operation	<u>(410,831)</u>	<u>(2,287,720)</u>	<u>5,005,178</u>	<u>(1,941,393)</u>	<u>1,270,765</u>

*(b) Net debt reconciliation*

	2014 RMB'000	31 December 2015 RMB'000	2016 RMB'000	30 June 2017 RMB'000
Cash and cash equivalents .....	223,688	721,089	1,053,598	1,217,272
Less:				
— Borrowings (Note 22) .....	(900,000)	(4,587,869)	(2,846,501)	(3,290,000)
— Amounts due to the ultimate holding company of the Ningbo Hailiang Group and its subsidiaries (Note 28 (d)(v)) .....	(2,307,320)	(2,979,407)	(1,349,822)	(372,798)
Net debt .....	<u>(2,983,632)</u>	<u>(6,846,187)</u>	<u>(3,142,725)</u>	<u>(2,445,526)</u>
	Other assets	Liabilities from financing activities	Amounts due to the ultimate holding company of the Ningbo Hailiang Group and its subsidiaries	Total
	Cash and cash equivalents RMB'000	Borrowings RMB'000	subsidaries RMB'000	RMB'000
Net debt as at 1 January 2014 .....	108,121	(777,000)	(1,924,702)	(2,593,581)
Cash flows .....	115,567	(123,000)	(382,618)	(390,051)
Net debt as at 31 December 2014 .....	<u>223,688</u>	<u>(900,000)</u>	<u>(2,307,320)</u>	<u>(2,983,632)</u>
Cash flows .....	497,401	(3,687,869)	(672,087)	(3,862,555)
Net debt as at 31 December 2015 .....	<u>721,089</u>	<u>(4,587,869)</u>	<u>(2,979,407)</u>	<u>(6,846,187)</u>
Cash flows .....	332,509	1,741,368	1,629,585	3,703,462
Net debt as at 31 December 2016 .....	<u>1,053,598</u>	<u>(2,846,501)</u>	<u>(1,349,822)</u>	<u>(3,142,725)</u>
Cash flows .....	163,674	(443,499)	977,024	697,199
Net debt as at 30 June 2017 .....	<u>1,217,272</u>	<u>(3,290,000)</u>	<u>(372,798)</u>	<u>(2,445,526)</u>
<b>(Unaudited)</b>				
Net debt as at 1 January 2016 .....	721,089	(4,587,869)	(2,979,407)	(6,846,187)
Cash flows .....	(127,414)	(978,714)	543,328	(562,800)
Net debt as at 30 June 2016 .....	<u>593,675</u>	<u>(5,566,583)</u>	<u>(2,436,079)</u>	<u>(7,408,987)</u>

**26 Financial guarantee contracts**

The face value of the financial guarantees issued by the Ningbo Hailiang Group is analysed as below:

	2014 RMB'000	31 December 2015 RMB'000	2016 RMB'000	30 June 2017 RMB'000
Guarantee in respect of mortgage facilities for certain purchasers (Note (a)) .....	<u>1,762,797</u>	<u>4,063,520</u>	<u>6,036,760</u>	<u>6,381,880</u>

- (a) Ningbo Hailiang Group has arranged bank financing for certain purchasers of Ningbo Hailiang Group's property units and provided guarantees to secure obligations of such purchasers for repayments. Such guarantees terminate upon the earlier of (i) issuance of the real estate ownership certificates which will generally be available within an average period of two to three years upon the completion of guarantee registration; or (ii) the satisfaction of mortgaged loan by the purchasers of properties.

Pursuant to the terms of the guarantees, upon default in mortgage payments by these purchasers, Ningbo Hailiang Group is responsible to repay the outstanding mortgage principals together with accrued interest and penalty owed by the defaulted purchasers to the banks and Ningbo Hailiang Group is entitled to take over the legal title and possession of the related properties. Ningbo Hailiang Group's guarantee period starts from the dates of grant of the mortgages. The directors of Ningbo Hailiang consider that the likelihood of loss of Ningbo Hailiang Group resulting from the default in payments by purchasers is minimal and therefore the financial guarantee measured at fair value is immaterial.

## 27 Commitments

### (a) Commitments for property development expenditure

	2014 RMB'000	31 December 2015 RMB'000	2016 RMB'000	30 June 2017 RMB'000
Contracted but not provided for:				
Properties development activities . . . . .	2,863,832	1,492,427	2,513,399	2,034,998
Acquisition of land use rights . . . . .	427,182	—	554,414	112,000
	<u>3,291,014</u>	<u>1,492,427</u>	<u>3,067,813</u>	<u>2,146,998</u>

### (b) Operating leases commitments — the Ningbo Hailiang Group as lessee

The future aggregate minimum lease payments under non-cancellable operating leases are as follows:

	2014 RMB'000	31 December 2015 RMB'000	2016 RMB'000	30 June 2017 RMB'000
Not later than one year . . . . .	1,978	1,888	1,718	1,695
Later than one year and not later than two years . . . . .	1,888	1,718	1,625	1,323
Later than two years and not later than three years . . . . .	1,718	1,625	1,022	511
	<u>5,584</u>	<u>5,231</u>	<u>4,365</u>	<u>3,529</u>

## 28 Related party transactions

### (a) Name and relationship with related parties

Name	Relationship
Hailiang Group Co., Ltd., 海亮集團有限公司	The ultimate holding company of The Ningbo Hailiang Group
Yinchuan Shihai Real Estate Co., Ltd., 銀川世海房地產有限公司	Associate

Name	Relationship
Yinchuan Haimao Real Estate Co., Ltd., 銀川海茂房地產有限公司	Associate
Shannxi Hai He Real Estate Development Co., Ltd., 陝西海和房地產開發有限公司	Associate
Shaoxing Hailiang Properties Co., Ltd., 紹興海亮置業有限公司	Associate of a fellow subsidiary
Hengzhongda Construction Co., Ltd., 恒中達建築有限公司	Associate of a fellow subsidiary
Zhejiang Mingxuan Construction Engineering Co., Ltd., 浙江銘軒建築工程有限公司	Associate of a fellow subsidiary

**(b) Transaction with related parties**

During the Track Record Period, the Ningbo Hailiang Group had the following significant transactions with related parties:

	Year ended 31 December			For the six months ended 30 June	
	2014	2015	2016	2016	2017
	RMB'000	RMB'000	RMB'000	RMB'000	RMB'000
				(Unaudited)	
<b>Services provided to related parties:</b>					
— The ultimate holding company of Ningbo Hailiang Group and its subsidiaries . . . . .	34,940	30,220	26,541	15,747	—
— An associate of a fellow subsidiary . . . . .	2,230	1,245	943	755	1,887
	<u>37,170</u>	<u>31,465</u>	<u>27,484</u>	<u>16,502</u>	<u>1,887</u>
<b>Property management service provided by related parties:</b>					
— Fellow subsidiaries . . . . .	<u>5,076</u>	<u>13,659</u>	<u>11,109</u>	<u>4,410</u>	<u>2,343</u>
<b>Construction services provided by related parties:</b>					
— An associate of a fellow subsidiary . . . . .	<u>186,426</u>	<u>446,060</u>	<u>494,875</u>	<u>349,624</u>	<u>140,595</u>

The directors of Ningbo Hailiang Group are of the opinion that the above related party transactions were conducted on normal commercial terms in the ordinary course of business and charged/paid with the terms of the underlying agreements.

Certain related parties have provided guarantees for Ningbo Hailiang Group's bank and other borrowings of RMB500,000,000, RMB2,365,000,000, RMB2,820,000,000 and RMB2,590,000,000 as at 31 December 2014, 2015 and 2016 and 30 June 2017, respectively (Note 22).

**(c) Key management compensation**

The Ningbo Hailiang Group considered the directors of the Ningbo Hailiang Group as key management. During the Track Record Period, the Ningbo Hailiang Group has not borne the directors' emoluments, which have been borne by Hailiang Group.

**(d) Balances with related parties**

	2014 RMB'000	31 December 2015 RMB'000	2016 RMB'000	30 June 2017 RMB'000
<b>Prepayments to related parties (Note (i)):</b>				
— Associate of a fellow subsidiary . . . . .	—	27,167	—	1,991
<b>Trade payables to related parties (Note (ii)):</b>				
— Fellow subsidiaries . . . . .	853	378	1,486	1,008
— Associates of a fellow subsidiary . . . . .	21,146	89,677	204,344	198,602
	<u>21,999</u>	<u>90,055</u>	<u>205,830</u>	<u>199,610</u>
<b>Amounts due from related parties (Note (iii)):</b>				
— Associates . . . . .	—	350,135	158,498	606,368
— The ultimate holding company of Ningbo Hailiang Group and its subsidiaries . . . . .	945,426	1,527,868	2,334,798	869,350
— Associates of a fellow subsidiary . . . . .	10	80	4,288	3,733
	<u>945,436</u>	<u>1,878,083</u>	<u>2,497,584</u>	<u>1,479,451</u>
	2014 RMB'000	31 December 2015 RMB'000	2016 RMB'000	30 June 2017 RMB'000
<b>Amounts due to related parties:</b>				
— Associates (Note (iv)) . . . . .	—	24,501	49,000	127,400
— An associate of a fellow subsidiary (Note (iv)) . . . . .	10,588	10,503	12,138	11,714
— The ultimate holding company of Ningbo Hailiang Group and its subsidiaries				
— cash advances (Note iv) . . . . .	494,804	510,748	764,284	922,695
— borrowings in nature (Note v) . . .	2,307,320	2,979,407	1,349,822	372,798
	<u>2,812,712</u>	<u>3,525,159</u>	<u>2,175,244</u>	<u>1,434,607</u>

- (i) Prepayments to related parties mainly represented the amounts arising from property management services and construction services.
- (ii) Trade payables to related parties mainly represented the amounts arising from property management services and construction services. The outstanding amounts would be settled according to the underlying contracts.

- (iii) Amounts due from related parties represented the cash advances which were unsecured, interest free, and repayable on demand. The aging analysis of amounts due from related parties as at 31 December 2014, 2015 and 2016 and 30 June 2017 were analysed as below:

	2014 RMB'000	31 December 2015 RMB'000	2016 RMB'000	30 June 2017 RMB'000
Within 6 months . . . . .	661,436	1,601,049	2,220,550	1,325,489
6 months to one year . . . . .	284,000	277,034	277,034	153,962
	<u>945,436</u>	<u>1,878,083</u>	<u>2,497,584</u>	<u>1,479,451</u>

- (iv) Amounts due to the ultimate holding company of Ningbo Hailiang Group and its subsidiaries, associates and an associate of a fellow subsidiary represented the cash advances which were unsecured, interest free, and repayable on demand.
- (v) Amounts due to the ultimate holding company of Ningbo Hailiang Group and its subsidiaries were borrowings in nature which were unsecured, repayable on demand and with interests ranging from 7.21% to 9.05%. Movements were is as follows:

	Year ended 31 December			For the six months ended 30 June	
	2014 RMB'000	2015 RMB'000	2016 RMB'000	2016 RMB'000 (Unaudited)	2017 RMB'000
At 1 January . . . . .	2,028,837	2,307,320	2,979,407	2,979,407	1,349,822
Amounts received during year/ period . . . . .	6,734,940	6,455,224	2,516,319	1,197,056	3,378,780
Repayments during year/period . . . . .	<u>(6,456,457)</u>	<u>(5,783,137)</u>	<u>(4,145,904)</u>	<u>(1,740,384)</u>	<u>(4,355,804)</u>
At 31 December/30 June . . . . .	<u>2,307,320</u>	<u>2,979,407</u>	<u>1,349,822</u>	<u>2,436,079</u>	<u>372,798</u>

During the Track Record Period, interests arising from amounts due to the ultimate holding company of Ningbo Hailiang Group and its subsidiaries were RMB314,663,000, RMB215,307,000, RMB326,897,000 and RMB85,258,000, respectively. The interests incurred were fully paid as at 31 December 2014, 2015 and 2016, and 30 June 2017.

- (vi) As at 31 December 2014, 2015 and 2016 and 30 June 2017, all of the balances were denominated in RMB.

**III SUBSEQUENT FINANCIAL STATEMENTS**

No audited financial statements have been prepared by Ningbo Hailiang Group or any of the companies now comprising Ningbo Hailiang Group in respect of any period subsequent to 30 June 2017 and up to the date of this report. Save as disclosed in this report, no dividend or distribution has been declared or made by Ningbo Hailiang or any of the other companies now comprising Ningbo Hailiang Group in respect of any period subsequent to 30 June 2017.



*The following is the text of a report set out on pages III-1 to III-55, received from the Company's reporting accountant, PricewaterhouseCoopers, Certified Public Accountants, Hong Kong, for the purpose of incorporation in this circular.*



羅兵咸永道

## ACCOUNTANT'S REPORT ON HISTORICAL FINANCIAL INFORMATION TO THE DIRECTORS OF RONSHINE CHINA HOLDINGS LIMITED

### Introduction

We report on the historical financial information of Anhui Hailiang Property Company Limited ("Anhui Hailiang") and the subsidiaries set out in Note 1 (b) of Section II below (together, "Anhui Hailiang Group"), which comprises the consolidated balance sheets as at 31 December 2014, 2015 and 2016 and 30 June 2017, and the consolidated income statements, consolidated statements of comprehensive income, the consolidated statements of changes in equity and the consolidated statements of cash flows for each of the periods then ended (the "Track Record Period") set out on pages III-4 to III-13 and a summary of significant accounting policies and other explanatory information (together, the "Historical Financial Information"). The Historical Financial Information set out on pages III-14 to III-55 forms an integral part of this report, which has been prepared for inclusion in the circular of Ronshine China Holdings Limited (the "Company") dated 30 December 2017 (the "Circular") in connection with the acquisition of Anhui Hailiang Group by a subsidiary of the Company.

### Directors' responsibility for the Historical Financial Information

The directors of the Company are responsible for the preparation of Historical Financial Information that gives a true and fair view in accordance with the basis of preparation set out in Note 2.1 of Section II to the Historical Financial Information, and for such internal control as the directors determine is necessary to enable the preparation of Historical Financial Information that is free from material misstatement, whether due to fraud or error.

The financial statements of Anhui Hailiang Group for the Track Record Period ("Underlying Financial Statements"), on which the Historical Financial Information is based, were prepared by the directors of the Company based on the previously issued financial statements of Anhui Hailiang Group for the Track Record Period. The directors of Anhui Hailiang are responsible for the preparation of the previously issued financial statements of Anhui Hailiang Group that gives a true and fair view in accordance with Hong Kong Financial Reporting Standards ("HKFRSs") issued by the Hong Kong Institute of Certified Public Accountants ("HKICPA"), and for such internal control as the directors determine is necessary to enable the preparation of financial statements that are free from material misstatement, whether due to fraud or error.

PricewaterhouseCoopers, 22/F, Prince's Building, Central, Hong Kong  
T: +852 2289 8888, F: +852 2810 9888, www.pwchk.com

**Reporting accountant's responsibility**

Our responsibility is to express an opinion on the Historical Financial Information and to report our opinion to you. We conducted our work in accordance with Hong Kong Standard on Investment Circular Reporting Engagements 200, *Accountants' Reports on Historical Financial Information in Investment Circulars* issued by the HKICPA. This standard requires that we comply with ethical standards and plan and perform our work to obtain reasonable assurance about whether the Historical Financial Information is free from material misstatement.

Our work involved performing procedures to obtain evidence about the amounts and disclosures in the Historical Financial Information. The procedures selected depend on the reporting accountant's judgement, including the assessment of risks of material misstatement of the Historical Financial Information, whether due to fraud or error. In making those risk assessments, the reporting accountant considers internal control relevant to the entity's preparation of Historical Financial Information that gives a true and fair view in accordance with the basis of preparation set out in Note 2.1 of Section II to the Historical Financial Information in order to design procedures that are appropriate in the circumstances, but not for the purpose of expressing an opinion on the effectiveness of the entity's internal control. Our work also included evaluating the appropriateness of accounting policies used and the reasonableness of accounting estimates made by the directors, as well as evaluating the overall presentation of the Historical Financial Information.

We believe that the evidence we have obtained is sufficient and appropriate to provide a basis for our opinion.

**Opinion**

In our opinion the Historical Financial Information gives, for the purposes of the accountant's report, a true and fair view of the consolidated financial position of Anhui Hailiang Group as at 31 December 2014, 2015 and 2016 and 30 June 2017 and of its consolidated financial performance and its consolidated cash flows for the Track Record Period in accordance with the basis of preparation set out in Note 2.1 of Section II to the Historical Financial Information.

**Review of stub period comparative financial information**

We have reviewed the stub period comparative financial information of Anhui Hailiang Group which comprises the consolidated income statements, the consolidated statements of comprehensive income, changes in equity and cash flows for the six months ended 30 June 2016 and other explanatory information (the "Stub Period Comparative Financial Information"). The directors of the Company are responsible for the presentation of the Stub Period Comparative Financial Information in accordance with the basis of preparation set out in Note 2.1 of Section II to the Historical Financial Information. Our responsibility is to express a conclusion on the Stub Period Comparative Financial Information based on our review. We conducted our review in accordance with Hong Kong Standard on Review Engagements 2410, *Review of Interim Financial Information Performed by the Independent Auditor of the Entity* issued by the HKICPA. A review consists of making inquiries, primarily of persons responsible for financial and accounting matters, and applying analytical and other review procedures. A review is substantially less in scope than an audit conducted in accordance with Hong Kong Standards on Auditing and consequently does not enable us to obtain assurance that we would become aware of all significant matters that might be identified in an audit. Accordingly, we do not express an audit opinion. Based on our review, nothing has come to our attention that causes us to believe that the Stub Period Comparative Financial Information, for the purposes of the accountant's report of Anhui Hailiang Group, is not prepared, in all material respects, in accordance with the basis of preparation set out in Note 2.1 of Section II to the Historical Financial Information.

**Report on matters under the Rules Governing the Listing of Securities on The Stock Exchange of Hong Kong Limited*****Adjustments***

In preparing the Historical Financial Information no adjustments to the Underlying Financial Statements have been made.

**PricewaterhouseCoopers**  
Certified Public Accountants  
Hong Kong,

30 December 2017

**I HISTORICAL FINANCIAL INFORMATION OF ANHUI HAILIANG GROUP****Preparation of Historical Financial Information**

Set out below is the Historical Financial Information which forms an integral part of this accountant's report.

The Underlying Financial Statements, on which the Historical Financial Information is based, were audited by PricewaterhouseCoopers in accordance with Hong Kong Standards on Auditing issued by the HKICPA.

The Historical Financial Information is presented in Renminbi ("RMB") and all values are rounded to the nearest thousand (RMB'000) except when otherwise indicated.

**(a) Consolidated income statements**

		Year ended 31 December			Six months ended 30 June	
	Note	2014 RMB'000	2015 RMB'000	2016 RMB'000	2016 RMB'000 (Unaudited)	2017 RMB'000
Revenue .....	6	1,935,217	5,712,872	5,276,357	2,786,840	1,101,666
Cost of sales .....	7	(1,686,463)	(4,571,101)	(4,618,588)	(2,499,670)	(913,633)
<b>Gross profit .....</b>		<b>248,754</b>	<b>1,141,771</b>	<b>657,769</b>	<b>287,170</b>	<b>188,033</b>
Selling and marketing cost .....	7	(97,448)	(89,725)	(80,083)	(37,936)	(41,779)
Administrative expenses .....	7	(76,941)	(73,755)	(55,419)	(33,091)	(14,440)
<b>Operating profit .....</b>		<b>74,365</b>	<b>978,291</b>	<b>522,267</b>	<b>216,143</b>	<b>131,814</b>
Finance income .....		2,212	4,755	4,309	1,555	2,791
Finance costs .....		—	—	—	—	—
Finance income — net .....	9	2,212	4,755	4,309	1,555	2,791
<b>Profit before income tax .....</b>		<b>76,577</b>	<b>983,046</b>	<b>526,576</b>	<b>217,698</b>	<b>134,605</b>
Income tax expense .....	10	(73,730)	(309,197)	(159,383)	(63,343)	(40,362)
<b>Profit for the year/period .....</b>		<b>2,847</b>	<b>673,849</b>	<b>367,193</b>	<b>154,355</b>	<b>94,243</b>

**(b) Consolidated statements of comprehensive income**

		Year ended 31 December			Six months ended 30 June	
		2014 RMB'000	2015 RMB'000	2016 RMB'000	2016 RMB'000 (Unaudited)	2017 RMB'000
<b>Profit for the year/period .....</b>		<b>2,847</b>	<b>673,849</b>	<b>367,193</b>	<b>154,355</b>	<b>94,243</b>
<b>Other comprehensive income .....</b>		<b>—</b>	<b>—</b>	<b>—</b>	<b>—</b>	<b>—</b>
<b>Total comprehensive income .....</b>		<b>2,847</b>	<b>673,849</b>	<b>367,193</b>	<b>154,355</b>	<b>94,243</b>

*(c) Consolidated balance sheets*

	<i>Note</i>	<b>2014</b> <i>RMB'000</i>	<b>31 December</b> <b>2015</b> <i>RMB'000</i>	<b>2016</b> <i>RMB'000</i>	<b>30 June</b> <b>2017</b> <i>RMB'000</i>
<b>ASSETS</b>					
<b>Non-current assets</b>					
Property, plant and equipment .....	12	7,642	6,089	4,238	3,309
Intangible assets .....		1,134	949	762	669
Deferred income tax assets .....	21	56,933	38,787	37,227	54,006
		<u>65,709</u>	<u>45,825</u>	<u>42,227</u>	<u>57,984</u>
<b>Current assets</b>					
Properties under development .....	14	8,326,176	5,747,836	2,828,736	2,413,657
Completed properties held for sale .....	14	147,043	1,250,192	1,858,526	1,834,180
Trade and other receivables and prepayments ...	15	300,991	314,281	656,336	786,990
Amounts due from related parties .....	26(d)	1,116,554	780,254	1,556,570	1,611,705
Prepaid income taxation .....		72,427	63,708	96,704	182,516
Restricted cash .....	16	828,242	389,336	372,710	393,080
Cash and cash equivalents .....	17	185,369	121,194	253,570	430,265
		<u>10,976,802</u>	<u>8,666,801</u>	<u>7,623,152</u>	<u>7,652,393</u>
<b>Total assets</b> .....		<u><u>11,042,511</u></u>	<u><u>8,712,626</u></u>	<u><u>7,665,379</u></u>	<u><u>7,710,377</u></u>
<b>EQUITY</b>					
<b>Equity attributable to owners of Anhui Hailiang</b>					
Share capital .....		162,500	162,500	162,500	162,500
Other reserves .....	18,19	450,252	774,101	1,141,294	685,537
<b>Total equity</b> .....		<u>612,752</u>	<u>936,601</u>	<u>1,303,794</u>	<u>848,037</u>
<b>LIABILITIES</b>					
<b>Non-current liabilities</b>					
Borrowings .....	20	<u>400,620</u>	<u>150,000</u>	<u>200,000</u>	<u>140,000</u>
<b>Current liabilities</b>					
Trade and other payables .....	22	1,021,484	1,307,292	2,040,691	1,730,952
Amounts due to related parties .....	26(d)	1,051,520	795,247	1,029,966	473,787
Pre-sale proceeds received from customers .....		6,565,165	4,730,597	2,843,343	3,976,751
Current income tax liabilities .....		8,400	92,269	177,585	181,850
Borrowings .....	20	<u>1,382,570</u>	<u>700,620</u>	<u>70,000</u>	<u>359,000</u>
		<u>10,029,139</u>	<u>7,626,025</u>	<u>6,161,585</u>	<u>6,722,340</u>
<b>Total liabilities</b> .....		<u><u>10,429,759</u></u>	<u><u>7,776,025</u></u>	<u><u>6,361,585</u></u>	<u><u>6,862,340</u></u>
<b>Total equity and liabilities</b> .....		<u><u>11,042,511</u></u>	<u><u>8,712,626</u></u>	<u><u>7,665,379</u></u>	<u><u>7,710,377</u></u>

*(d) Consolidated statements of changes in equity*

	Attributable to owners of Anhui Hailiang				
	Share capital	Capital reserves	Other reserves	Retained earnings	Total equity
	RMB'000	RMB'000	Statutory reserves	RMB'000	RMB'000
		(Note 18)	(Note 19)		
<b>For the year ended 31 December 2014</b>					
Balance at 1 January 2014 .....	162,500	442,154	—	5,251	609,905
<b>Comprehensive income</b>					
— Profit for the year .....	—	—	—	2,847	2,847
— Other comprehensive income .....	—	—	—	—	—
<b>Total comprehensive income</b> .....	—	—	—	2,847	2,847
<b>Balance at 31 December 2014</b> .....	162,500	442,154	—	8,098	612,752

	Attributable to owners of Anhui Hailiang				
	Share capital	Capital reserves	Other reserves	Retained earnings	Total equity
	RMB'000	RMB'000	Statutory reserves	RMB'000	RMB'000
		(Note 18)	(Note 19)		
<b>For the year ended 31 December 2015</b>					
Balance at 1 January 2015 .....	162,500	442,154	—	8,098	612,752
<b>Comprehensive income</b>					
— Profit for the year .....	—	—	—	673,849	673,849
— Other comprehensive income .....	—	—	—	—	—
<b>Total comprehensive income</b> .....	—	—	—	673,849	673,849
<b>Transactions with owners in their capacities as owners</b>					
— Dividends .....	11	—	—	(350,000)	(350,000)
<b>Transfer to statutory reserves</b> .....	—	—	38,240	(38,240)	—
<b>Balance at 31 December 2015</b> .....	162,500	442,154	38,240	293,707	936,601

	Attributable to owners of Anhui Hailiang				
	Share capital	Capital reserves	Other reserves	Retained earnings	Total equity
	RMB'000	RMB'000	Statutory reserves	RMB'000	RMB'000
		(Note 18)	(Note 19)		
<b>For the year ended 31 December 2016</b>					
Balance at 1 January 2016 .....	162,500	442,154	38,240	293,707	936,601
<b>Comprehensive income</b>					
— Profit for the year .....	—	—	—	367,193	367,193
— Other comprehensive income .....	—	—	—	—	—
<b>Total comprehensive income</b> .....	—	—	—	367,193	367,193
<b>Transfer to statutory reserves</b> .....	—	—	2,910	(2,910)	—
<b>Balance at 31 December 2016</b> .....	162,500	442,154	41,150	657,990	1,303,794

	<i>Note</i>	Attributable to owners of Anhui Hailiang				
		Share capital	Capital reserves	Other reserves	Total equity	
		<i>RMB'000</i>	<i>RMB'000</i> <i>(Note 18)</i>	<i>Statutory reserves</i> <i>RMB'000</i> <i>(Note 19)</i>	<i>Retained earnings</i> <i>RMB'000</i>	<i>RMB'000</i>
<b>For the six months ended 30 June 2017</b>						
<b>Balance at 1 January 2017</b> .....		162,500	442,154	41,150	657,990	1,303,794
<b>Comprehensive income</b>						
— Profit for the period .....		—	—	—	94,243	94,243
— Other comprehensive income ...		—	—	—	—	—
<b>Total comprehensive income</b> .....		—	—	—	94,243	94,243
<b>Transactions with owners in their capacities as owners</b>						
— Dividends .....	11	—	—	—	(550,000)	(550,000)
<b>Transfer to statutory reserves</b> .....		—	—	61,111	(61,111)	—
<b>Balance at 30 June 2017</b> .....		162,500	442,154	102,261	141,122	848,037

	Attributable to owners of Anhui Hailiang				
	Share capital	Capital reserves	Other reserves	Retained earnings	Total equity
	RMB'000	RMB'000	Statutory reserves	RMB'000	RMB'000
		(Note 18)	RMB'000	(Note 19)	
(Unaudited)					
For the six months ended 30 June 2016					
Balance at 1 January 2016 . . . . .	162,500	442,154	38,240	293,707	936,601
Comprehensive income					
— Profit for the period . . . . .	—	—	—	154,355	154,355
— Other comprehensive income . . . . .	—	—	—	—	—
Total comprehensive income . . . . .	—	—	—	154,355	154,355
Transfer to statutory reserves . . . . .	—	—	—	—	—
Balance at 30 June 2016 . . . . .	162,500	442,154	38,240	448,062	1,090,956



## (e) Consolidated statements of cash flow

		Year ended 31 December			Six months ended 30 June	
	Note	2014 RMB'000	2015 RMB'000	2016 RMB'000	2016 RMB'000 (Unaudited)	2017 RMB'000
<b>Cash flows from operating activities</b>						
Cash (used in)/generated from operations . . . . .	23	(639,073)	1,658,446	1,441,026	(232,037)	1,269,268
PRC income tax paid . . . . .		(242,209)	(198,463)	(105,503)	(82,936)	(138,688)
<b>Net cash (used in)/ generated from operating activities . . . . .</b>		<u>(881,282)</u>	<u>1,459,983</u>	<u>1,335,523</u>	<u>(314,973)</u>	<u>1,130,580</u>
<b>Cash flows from investing activities</b>						
Payments for purchase of property, plant and equipment and intangible assets . . . . .		(3,597)	(365)	(15)	(3)	(62)
Proceeds from disposal of property, plant and equipment . . . . .		75	743	5	—	473
Interest received . . . . .		2,212	4,755	4,309	1,555	2,791
Cash advances to related parties . . .		(1,399,815)	(3,727,686)	(5,998,944)	(2,992,723)	(5,422,317)
Repayments from related parties . .		<u>1,182,309</u>	<u>4,063,986</u>	<u>5,222,628</u>	<u>3,772,977</u>	<u>5,367,182</u>
<b>Net cash (used in)/ generated from investing activities . . . . .</b>		<u>(218,816)</u>	<u>341,433</u>	<u>(772,017)</u>	<u>781,806</u>	<u>(51,933)</u>

	Note	Year ended 31 December			Six months ended 30 June	
		2014	2015	2016	2016	2017
		RMB'000	RMB'000	RMB'000	RMB'000	RMB'000
					(Unaudited)	
<b>Cash flows from financing activities</b>						
Proceeds from borrowings . . . . .		763,190	1,250,000	680,000	300,000	300,000
Repayments of borrowings . . . . .		(290,000)	(2,182,570)	(1,260,620)	(450,000)	(71,000)
Amounts received from the ultimate holding company of Anhui Hailiang Group and its subsidiaries (Note 26(d)(v)) . . . . .		1,274,800	713,022	2,568,708	711,799	223,639
Repayments to the ultimate holding company of Anhui Hailiang Group and its subsidiaries (Note 26(d)(v)) . . . . .		(1,010,790)	(1,020,576)	(2,224,728)	(248,195)	(1,161,566)
Cash advances from other related parties . . . . .		1,018,334	434,067	940,329	400,923	499,637
Repayments to other related parties . . . . .		(630,531)	(382,786)	(1,049,590)	(605,839)	(117,889)
Interest paid . . . . .		(177,722)	(326,748)	(85,229)	(51,365)	(24,773)
Dividends paid to owners of Anhui Hailiang . . . . .		—	(350,000)	—	—	(550,000)
<b>Net cash generated from/(used in) financing activities . . . . .</b>		<u>947,281</u>	<u>(1,865,591)</u>	<u>(431,130)</u>	<u>57,323</u>	<u>(901,952)</u>
<b>Net (decrease)/increase in cash and cash equivalents . . . . .</b>		<u>(152,817)</u>	<u>(64,175)</u>	<u>132,376</u>	<u>524,156</u>	<u>176,695</u>
Cash and cash equivalents at beginning of the year/period . . . . .		<u>338,186</u>	<u>185,369</u>	<u>121,194</u>	<u>121,194</u>	<u>253,570</u>
<b>Cash and cash equivalents at end of the year/period . . . . .</b>		<u><u>185,369</u></u>	<u><u>121,194</u></u>	<u><u>253,570</u></u>	<u><u>645,350</u></u>	<u><u>430,265</u></u>

## II NOTES TO THE CONSOLIDATED FINANCIAL STATEMENTS

## 1 General information

## (a) General information

Anhui Hailiang Property Company Limited (安徽海亮房地產有限公司) (“Anhui Hailiang”) is incorporated in the People’s Republic of China (the “PRC”) on 15 July 2009. The addresses of its registered offices are No. 304, Longmenling Road, Hefei, the PRC. Its principal activity is investment holding and property development. Anhui Hailiang and its subsidiaries (together, “Anhui Hailiang Group”) are private companies and principally engaged in property development in the PRC.

## (b) Companies comprising Anhui Hailiang Group

Details of the subsidiaries comprising Anhui Hailiang Group, which are all incorporated in the PRC as at 31 December 2014, 2015 and 2016 and 30 June 2017 were as follows:

Name of company	Date of incorporation	Principal activities	Equity interest held as at			
			31 December 2014	2015	2016	30 June 2017
<b>Subsidiaries:</b>						
Bengbu Hai Liang Property Co., Ltd. 蚌埠海亮房地產有限公司	13 June 2012	Property development	100%	100%	100%	100%
Hefei Hailiang Investment Co., Ltd. 合肥海亮投資有限公司	12 October 2012	Property development	100%	100%	100%	100%
Fuyang Hailiang Property Development Co., Ltd. 阜陽海亮房地產有限公司	28 February 2013	Property development	100%	100%	100%	100%
Fuyang Hailiang Investment Co., Ltd. 阜陽海亮投資有限公司	26 March 2013	Property development	100%	100%	100%	100%
Bengbu Hailiang Investment Co., Ltd. 蚌埠海亮投資有限公司	14 November 2013	Property development	100%	100%	100%	100%
Lu'an Hai Liang Property Co., Ltd. 六安海亮房地產有限公司	13 December 2013	Property development	100%	100%	100%	100%
Fuyang Hailiang Fuhe Property Co., Ltd. 阜陽海亮阜合房地產有限公司	30 December 2013	Property development	100%	100%	100%	100%
Fuyang Hailiang Yingquan Property Co., Ltd. (“Yingquan”) 阜陽海亮穎泉房地產有限公司(i)	16 January 2014	Property development	100%	100%	N/A	N/A

Name of company	Date of incorporation	Principal activities	Equity interest held as at			
			31 December		30 June	
			2014	2015	2016	2017
Fuyang Haikuo Yingdong Property Co., Ltd. 阜陽海闊穎東置業有限公司	01 July 2016	Property development	N/A	N/A	100%	100%
Fuyang Rongxin Hailiang Property Co., Ltd. 阜陽融信海亮房地產有限公司	13 June 2017	Property development	N/A	N/A	N/A	100%

- (i) In December 2016, Anhui Hailiang disposed its then subsidiary Yingquan to a third party, without material gain or loss.
- (ii) All entities comprising Anhui Hailiang Group are limited liability companies and have adopted 31 December as their financial year end date.
- (iii) The English names of PRC companies referred to above in this note represent management's best efforts in translating the Chinese names of those companies as no English names have been registered or available.

## 2 Summary of significant accounting policies

The principal accounting policies applied in the preparation of the Historical Financial Information are set out below. These policies have been consistently applied in all the years and periods presented, unless otherwise stated.

### 2.1 Basis of preparation

The Historical Financial Information of Anhui Hailiang Group have been prepared in accordance with all applicable Hong Kong Financial Reporting Standards ("HKFRSs") issued by the HKICPA, are set out below. The Historical Financial Information has been prepared under the historical cost convention.

The preparation of the Historical Financial Information in conformity with HKFRSs requires the use of certain critical accounting estimates. It also requires management to exercise its judgement in the process of applying Anhui Hailiang Group's accounting policies. The areas involving a higher degree of judgement or complexity, or areas where assumptions and estimates are significant to the Historical Financial Information are disclosed in Note 4.

(a) *New and amended standards not yet adopted*

The following new and amended standards and interpretations to standards have been issued but are not effective for the financial year beginning 1 January 2017 and have not been early adopted by Anhui Hailiang Group:

		Effective for annual periods beginning on or after
HKAS 28 (amendment)	Annual improvement 2014–2016 cycle	1 January 2018
HKAS 40 (amendment)	Transfers of investment property	1 January 2018
HKFRS 1 (amendment)	Annual improvement 2014–2016 cycle	1 January 2018
HKFRS 2 (amendment)	Classification and measurement of share-based payment transactions	1 January 2018
HKFRS 4 (amendment)	Applying HKFRS 9 financial instruments with HKFRS 4 insurance contracts	1 January 2018 or when Anhui Hailiang Group first applies HKFRS 9
HKFRS 9	Financial instruments and associated amendments to various other standards	1 January 2018
HKFRS 15	Revenue from contracts with customers	1 January 2018
HKFRS 15 (amendment)	Clarification to HKFRS 15	1 January 2018
HK(IFRIC) Interpretation 22	Foreign currency transactions and advance consideration	1 January 2018
HKFRS 16	Leases	1 January 2019
HK(IFRIC) Interpretation 23	Uncertainty over income tax treatments	1 January 2019
HKFRS 10 and HKAS 28 (amendment)	Sale or contribution of assets between an investor and its associate or joint venture	To be determined

None of these is expected to have a significant effect on the consolidated financial statements of Anhui Hailiang Group, except those set out in Note (i), (ii), and (iii).

## (i) HKFRS 15, Revenue from contracts with customers

HKFRS 15, *Revenue from Contracts with Customers* is expected to be adopted by Anhui Hailiang Group for the financial year beginning on 1 January 2018. HKFRS 15 recognised revenue when a customer obtains control of a good or service. A customer obtains control when it has the ability to direct the use of and obtain the benefits from the good or service. The underlying principal is that an entity will recognise revenue to depict the transfer of goods or services to customers at an amount that the entity expects to be entitled to in exchange for those goods or services. This is not the same as transfer of risks and rewards concept as currently adopted by Anhui Hailiang Group according to HKAS 18, “Revenue”. Entities with transactions that involve variable considerations, selling multiple goods or services in a single arrangement, license arrangements or where the performance by an entity and payment by its customer might occur at significantly different times are expected to be significantly affected by the new revenue recognition principle of HKFRS 15. The directors

of Anhui Hailiang are now assessing the impact of HKFRS 15 to Anhui Hailiang Group's revenue recognition. It is not expected adoption of HKFRS 15 will lead to significant changes to Anhui Hailiang Group's existing revenue recognition (Note 2.21).

(ii) HKFRS 9, Financial instruments and associated amendments to various other standards

HKFRS 9, *Financial instruments* is expected to be adopted by Anhui Hailiang Group for the financial year beginning on 1 January 2018. The major changes to the existing policies adopted by the Group includes:

Changes on classification and measurement of financial assets and liabilities

HKFRS 9 replaces the multiple classification and measurement models for financial assets in HKAS 39 with a single model that has three classification categories: amortised cost, fair value through other comprehensive income and fair value through profit and loss. The classification and measurement of financial liabilities under HKFRS 9 remains the same as in HKAS 39 except where an entity has chosen to measure a financial liability at fair value through profit or loss.

The directors of Anhui Hailiang do not expect the changes on the classification and measurement models introduced by HKFRS 9 would have material impact on Anhui Hailiang Group's existing financial assets and liabilities, as they are mainly comprised of loans and receivables and financial liabilities at amortised costs as determined under HKAS 39 (Note 2.8), which are similar to the financial assets and liabilities measured at amortised cost under HKFRS 9, and are expected to continuously be initially recognised at fair value and subsequently measured at amortised cost.

Changes on the impairment model

HKFRS 9 introduce a new, forward looking, expected credit loss impairment model. The new rules mean that entities will have to record a day one loss equal to the 12-month expected credit loss on initial recognition of financial assets. HKFRS 9 contains a "three stages" approach which is based on the change in credit quality of financial assets since initial recognition. Assets move through the three stages as credit quality changes and the stages dictate how an entity measures impairment losses and applies the effective interest method. Where there has been a significant increase in credit risk, impairment is measured using lifetime expected credit loss rather than 12-month expected credit loss. The model includes operational simplifications for trade receivables. For trade receivables that do not contain a significant financing component, the loss allowance should be measured at initial recognition and throughout the life of the receivable at an amount equal to lifetime expected credit loss.

The directors of Anhui Hailiang Group expect the new impairment model introduced by HKFRS 9 will generally result in earlier recognition of losses compared to the current incurred loss model of HKAS 39 (Note 2.10).

(iii) HKFRS 16, Leases

Anhui Hailiang Group is lessees of certain offices, which are currently classified as operating leases. Anhui Hailiang Group's current accounting policy for such leases, as set out in Note 2.11, is to record the operating lease expenses in Anhui Hailiang Group's

consolidated statement for the current period with the disclosure of related operating lease commitments. As at 30 June 2017, Anhui Hailiang Group's total non-cancellable operating lease commitments amounted to RMB187,000 (Note 25). HKFRS 16 provides new provisions for the accounting treatment of leases which no longer allows lessees to recognize leases outside of the consolidated statement of financial position. Instead, all non-current leases must be recognized in the form of assets (for the right of use) and financial liabilities (for the payment obligations) in Anhui Hailiang Group's consolidated statements of financial position. Short-term leases of less than twelve months and leases of low-value assets are exempt from such reporting obligation. The new standard will therefore result in a derecognition of prepaid operating leases, increase in right-of-use assets and increase in lease liabilities in the consolidated statement of financial position. In the consolidated statements of comprehensive income, as a result, the annual operating lease expenses under otherwise identical circumstances will decrease, while depreciation of right-of-use of assets and interest expense arising from the lease liabilities will increase. The new standard is not expected to apply until the financial year beginning on or after 1 January 2019.

## 2.2 *Subsidiaries*

### 2.2.1 *Consolidation*

A subsidiary is an entity (including a structured entity) over which Anhui Hailiang Group has control. Anhui Hailiang Group controls an entity when Anhui Hailiang Group is exposed to, or has rights to, variable returns from its involvement with the entity and has the ability to affect those returns through its power over the entity. Subsidiaries are consolidated from the date on which control is transferred to Anhui Hailiang Group. They are deconsolidated from the date that control ceases.

#### (a) *Business combinations*

Anhui Hailiang Group applies the acquisition method to account for business combinations. The consideration transferred for the acquisition of a subsidiary is the fair values of the assets transferred, the liabilities incurred to the former owners of the acquiree and the equity interests issued by Anhui Hailiang Group. The consideration transferred includes the fair value of any asset or liability resulting from a contingent consideration arrangement. Identifiable assets acquired and liabilities and contingent liabilities assumed in a business combination are measured initially at their fair values at the acquisition date.

Anhui Hailiang Group recognises any non-controlling interest in the acquiree on an acquisition-by-acquisition basis. Non-controlling interests in the acquiree that are present ownership interests and entitle their holders to a proportionate share of the entity's net assets in the event of liquidation are measured at either fair value or the present ownership interests' proportionate share in the recognised amounts of the acquiree's identifiable net assets. All other components of non-controlling interests are measured at their acquisition date fair value, unless another measurement basis is required by HKFRSs. Acquisition-related costs are expensed as incurred.

If the business combination is achieved in stages, carrying value of the acquirer's previously held equity interest in the acquiree is re-measured to fair value at the acquisition date; any gains or losses arising from such re-measurement are recognised in profit or loss.

Any contingent consideration to be transferred by Anhui Hailiang Group is recognised at fair value at the acquisition date. Subsequent changes to the fair value of the contingent



consideration that is deemed to be an asset or liability is recognised in accordance with HKAS 39 either in profit or loss or as a change to other comprehensive income. Contingent consideration that is classified as equity is not remeasured, and its subsequent settlement is accounted for within equity.

The excess of the consideration transferred, the amount of any non-controlling interest in the acquiree and the acquisition-date fair value of any previous equity interest in the acquiree over the fair value of the identifiable net assets acquired is recorded as goodwill. If the total of consideration transferred, non-controlling interest recognised and previously held interest measured is less than the fair value of the net assets of the subsidiary acquired in the case of a bargain purchase, the difference is recognised directly in the income statement.

Intra-group transactions, balances and unrealised gains on transactions between group companies are eliminated. Unrealised losses are also eliminated unless the transaction provides evidence of an impairment of the transferred asset. When necessary, amounts reported by subsidiaries have been adjusted to conform to Anhui Hailiang Group's accounting policies.

(b) Changes in ownership interests in subsidiaries without change of control

Transactions with non-controlling interests that do not result in loss of control are accounted for as equity transactions — that is, as transactions with the owners in their capacity as owners. The difference between fair value of any consideration paid and the relevant share acquired of the carrying value of net assets of the subsidiary is recorded in equity. Gains or losses on disposals to non-controlling interests are also recorded in equity.

(c) Disposal of subsidiaries

When Anhui Hailiang Group ceases to have control, any retained interest in the entity is re-measured to its fair value at the date when control is lost, with the change in carrying amount recognised in profit or loss. The fair value is the initial carrying amount for the purposes of subsequently accounting for the retained interest as an associate, joint venture or financial asset. In addition, any amounts previously recognised in other comprehensive income in respect of that entity are accounted for as if Anhui Hailiang Group had directly disposed of the related assets or liabilities. This may mean that amounts previously recognised in other comprehensive income are reclassified to profit or loss or transferred to another category of equity as specified/permitted by applicable HKFRS.

### ***2.3 Segment reporting***

Operating segments are reported in a manner consistent with the internal reporting provided to the chief operating decision-maker (“CODM”). The CODM, who is responsible for allocating resources and assessing performance of the operating segments, has been identified as the executive directors of Anhui Hailiang Group that makes strategic decisions.

### ***2.4 Property, plant and equipment***

Property, plant and equipment are stated at historical cost less depreciation and any impairment loss. Historical cost includes expenditure that is directly attributable to the acquisition of the items.

Subsequent costs are included in the asset's carrying amount or recognised as a separate asset, as appropriate, only when it is probable that future economic benefits associated with the item will flow to Anhui Hailiang Group and the cost of the item can be measured reliably. The carrying amount of the replaced part is derecognised. All other repairs and maintenance are charged to the profit or loss during the financial period in which they are incurred. Depreciation on property, plant and equipment is calculated using the straight-line method to allocate their cost to their residual values over their estimated useful lives, as follows:

Buildings	20 years
Motor vehicles	4 years
Furniture, fitting and office equipment	3–5 years

The assets' residual values and useful lives are reviewed, and adjusted if appropriate, at the end of each reporting period.

An asset's carrying amount is written down immediately to its recoverable amount if the asset's carrying amount is greater than its estimated recoverable amount (Note 2.6).

Gains and losses on disposals are determined by comparing the proceeds with the carrying amount.

## **2.5 Intangible assets**

### *Computer software*

Acquired computer software licences are capitalised on the basis of the costs incurred to acquire and bring to use the specific software. These costs are amortised over their estimated useful lives of 4 to 10 years.

## **2.6 Impairment of non-financial assets**

Assets that are subject to amortisation are reviewed for impairment whenever events or changes in circumstances indicate that the carrying amount may not be recoverable. An impairment loss is recognised for the amount by which the asset's carrying amount exceeds its recoverable amount. The recoverable amount is the higher of an asset's fair value less costs to sell and value in use. For the purpose of assessing impairment, assets are grouped at the lowest levels for which there are separately identifiable cash flows (cash-generating unit). Non-financial assets other than goodwill that suffered impairment are reviewed for possible reversal of the impairment at each reporting date.

## **2.7 Properties under development and completed properties held for sale**

Properties under development and completed properties held for sale are stated at the lower of cost and net realisable value. Development cost of property comprises mainly cost of land use rights, construction costs, borrowing costs, and professional fees incurred during the development period. Upon completion, the properties are transferred to completed properties held for sale.

Net realisable value takes into account the price ultimately expected to be realised, less applicable variable selling expenses and anticipated cost to completion.

Properties under development are classified as current assets unless the construction period of the relevant property development project is expected to complete beyond the normal operating cycle.

## **2.8 Financial assets**

### **2.8.1 Classification**

Anhui Hailiang Group classifies its financial assets as loans and receivables. The classification depends on the purpose for which the financial assets were acquired. Management determines the classification of its financial assets at initial recognition.

Loans and receivables are non-derivative financial assets with fixed or determinable payments that are not quoted in an active market. They are included in current assets, except for the amounts that are settled or expected to be settled more than 12 months after the end of the reporting period. These are classified as non-current assets. The loans and receivables comprise “trade and other receivables”, “amounts due from related parties”, “restricted cash” and “cash and cash equivalents” in the consolidated balance sheets (Note 2.13 and Note 2.14).

### **2.8.2 Recognition and measurement**

Regular way purchases and sales of financial assets are recognised on the trade-date — the date on which Anhui Hailiang Group commits to purchase or sell the asset. Investments are initially recognised at fair value plus transaction costs for all financial assets not carried at fair value through profit or loss. Financial assets are derecognised when the rights to receive cash flows from the investments have expired or have been transferred and Anhui Hailiang Group has transferred substantially all risks and rewards of ownership. Loans and receivables are subsequently carried at amortised cost using the effective interest method.

## **2.9 Offsetting financial instruments**

Financial assets and liabilities are offset and the net amount reported in the balance sheet when there is a legally enforceable right to offset the recognised amounts and there is an intention to settle on a net basis or realise the asset and settle the liability simultaneously. The legally enforceable right must not be contingent on future events and must be enforceable in the normal course of business and in the event of default, insolvency or bankruptcy of the company or the counterparty.

## **2.10 Impairment of financial assets**

Anhui Hailiang Group assesses at the end of each reporting period whether there is objective evidence that a financial asset or group of financial assets is impaired. A financial asset or a group of financial assets is impaired and impairment losses are incurred only if there is objective evidence of impairment as a result of one or more events that occurred after the initial recognition of the asset (a “loss event”) and that loss event (or events) has an impact on the estimated future cash flows of the financial asset or group of financial assets that can be reliably estimated.

Evidence of impairment may include indications that the debtors or a group of debtors is experiencing significant financial difficulty, default or delinquency in interest or principal payments, the probability that they will enter bankruptcy or other financial reorganisation, and where observable data indicate that there is a measurable decrease in the estimated future cash flows, such as changes in arrears or economic conditions that correlate with defaults.

For loans and receivables category, the amount of the loss is measured as the difference between the asset's carrying amount and the present value of estimated future cash flows (excluding future credit losses that have not been incurred) discounted at the financial asset's original effective interest

rate. The carrying amount of the asset is reduced and the amount of the loss is recognised in the profit or loss. If a loan or held-to-maturity investment has a variable interest rate, the discount rate for measuring any impairment loss is the current effective interest rate determined under the contract. As a practical expedient, Anhui Hailiang Group may measure impairment on the basis of fair value of an instrument using an observable market price.

If, in a subsequent period, the amount of the impairment loss decreases and the decrease can be related objectively to an event occurring after the impairment was recognised (such as an improvement in the debtor's credit rating), the reversal of the previously recognised impairment loss is recognised in the consolidated income statement.

### ***2.11 Leasing***

Leases are classified as finance leases whenever the terms of the lease transfer substantially all the risks and rewards of ownership to the lessee. All other leases are classified as operating leases.

Operating lease payments are recognised as an expense on a straight-line basis over the term of the relevant lease. Benefits received and receivable as an incentive to enter into an operating lease are recognised as a reduction of rental expense over the lease term on a straight-line basis.

### ***2.12 Land use rights***

All land in the PRC is state-owned or collectively-owned and no individual ownership right exists. Land use rights are acquired by Anhui Hailiang Group for development of properties. Land use rights held for development for sale are inventories and included in properties under development or completed properties held for sale and measured at lower of cost and net realisable value, of which those within normal operating cycle are classified as current assets, while those out of the normal operating cycle are classified as non-current assets.

### ***2.13 Trade and other receivables and amounts due from related parties***

Trade receivables are amounts due from customers for properties sold or services performed in the ordinary course of business. If collection of trade and other receivables is expected in one year or less (or in the normal operating cycle of the business if longer), they are classified as current assets. If not, they are presented as non-current assets.

Trade and other receivables and amounts due from related parties are recognised initially at fair value and subsequently measured at amortised cost using the effective interest method, less provision for impairment.

### ***2.14 Cash and cash equivalents and restricted cash***

Cash and cash equivalent includes cash in hand and at banks and deposits held at call with banks, other short-term highly liquid investment with original maturities of three months or less.

Bank deposits which are restricted to use are included in "restricted cash". Restricted cash are excluded from cash and cash equivalents in the consolidated statement of cash flows.

### ***2.15 Share capital***

Ordinary shares are classified as equity. Incremental costs directly attributable to the issue of new share are shown in equity as a deduction, net of tax, from the proceeds.

***2.16 Trade and other payables and amounts due to related parties***

Trade payables are obligations to pay for goods or services that have been acquired in the ordinary course of business from suppliers. Trade and other payables are classified as current liabilities if payment is due within one year or less (or in the normal operating cycle of the business if longer). If not, they are presented as non-current liabilities.

Trade and other payables and amounts due to related parties are recognised initially at fair value and subsequently measured at amortised cost using the effective interest method.

***2.17 Borrowings and borrowing costs***

Borrowings are recognised initially at fair value, net of transaction costs incurred. Borrowings are subsequently carried at amortised cost; any difference between the proceeds (net of transaction costs) and the redemption value is recognised in the income statement over the period of the borrowings using the effective interest method.

Fees paid on the establishment of loan facilities are recognised as transaction costs of the loan to the extent that it is probable that some or all of the facility will be drawn down. In this case, the fee is deferred until the draw-down occurs. To the extent there is no evidence that it is probable that some or all of the facility will be drawn down, the fee is capitalised as a prepayment for liquidity services and amortised over the period of the facility to which it relates.

Borrowings are classified as current liabilities unless Anhui Hailiang Group has an unconditional right to defer settlement of the liability for at least 12 months after the end of the reporting period.

General and specific borrowing costs directly attributable to the acquisition, construction or production of qualifying assets, which are assets that necessarily take a substantial period of time to get ready for their intended use or sale, are added to the cost of those assets, until such time as the assets are substantially ready for their intended use or sale.

Investment income earned on the temporary investment of specific borrowings pending their expenditure on qualifying assets is deducted from the borrowing costs eligible for capitalisation.

All other borrowing costs are recognised in profit or loss in the period in which they are incurred.

***2.18 Current and deferred income tax***

The tax expense for the period comprises current and deferred tax. Tax is recognised in the income statement, except to the extent that it relates to items recognised in other comprehensive income or directly in equity. In this case the tax is also recognised in other comprehensive income or directly in equity, respectively.

***(a) Current income tax***

The current income tax charge is calculated on the basis of the tax laws enacted or substantively enacted at the balance sheet date in the countries where Anhui Hailiang's subsidiaries and associates operate and generate taxable income. Management periodically evaluates positions taken in tax returns with respect to situations in which applicable tax regulation is subject to interpretation. It establishes provisions where appropriate on the basis of amounts expected to be paid to the tax authorities.

(b) *Deferred income tax*

Inside basis differences

Deferred income tax is recognised, using the liability method, on temporary differences arising between the tax bases of assets and liabilities and their carrying amounts in the consolidated financial statements. However, deferred tax liabilities are not recognised if they arise from the initial recognition of goodwill, the deferred income tax is not accounted for if it arises from initial recognition of an asset or liability in a transaction other than a business combination that at the time of the transaction affects neither accounting nor taxable profit or loss. Deferred income tax is determined using tax rates (and laws) that have been enacted or substantively enacted by the balance sheet date and are expected to apply when the related deferred income tax asset is realised or the deferred income tax liability is settled.

Deferred income tax assets are recognised only to the extent that it is probable that future taxable profit will be available against which the temporary differences can be utilised.

Outside basis differences

Deferred income tax is provided on taxable temporary differences arising from investments in subsidiaries, associates and joint arrangements, except for deferred income tax liability where the timing of the reversal of the temporary difference is controlled by Anhui Hailiang Group and it is probable that the temporary difference will not reverse in the foreseeable future. Generally Anhui Hailiang Group is unable to control the reversal of the temporary difference for associates. Only when there is an agreement in place that gives Anhui Hailiang Group the ability to control the reversal of the temporary difference in the foreseeable future, deferred tax liability in relation to taxable temporary differences arising from the associate's undistributed profits is not recognised.

Deferred income tax assets are recognised on deductible temporary differences arising from investments in subsidiaries, associates and joint arrangements only to the extent that it is probable the temporary difference will reverse in the future and there is sufficient taxable profit available against which the temporary difference can be utilised.

(c) *Offsetting*

Deferred income tax assets and liabilities are offset when there is a legally enforceable right to offset current tax assets against current tax liabilities and when the deferred income taxes assets and liabilities relate to income taxes levied by the same taxation authority on either the taxable entity or different taxable entities where there is an intention to settle the balances on a net basis.

**2.19 Employee benefits**

(a) *Retirement benefits*

In accordance with the rules and regulations in the PRC, the PRC based employees of Anhui Hailiang Group participate in various defined contribution retirement benefit plans organised by the relevant municipal and provincial governments in the PRC under which Anhui Hailiang Group and the PRC based employees are required to make monthly contributions to these plans calculated as a percentage of the employees' salaries.

The municipal and provincial governments undertake to assume the retirement benefit obligations of all existing and future retired PRC based employees' payable under the plans

described above. Other than the monthly contributions, Anhui Hailiang Group has no further obligation for the payment of retirement and other post-retirement benefits of its employees. The assets of these plans are held separately from those of Anhui Hailiang Group in independently administrated funds managed by the PRC government.

Anhui Hailiang Group's contributions to the defined contribution retirement schemes are expensed as incurred.

*(b) Employee leave entitlements*

Employee entitlements to annual leave are recognised when they accrue to employees. A provision is made for the estimated liability for annual leave as a result of services rendered by employees up to the balance sheet date.

Employee entitlements to sick leave and maternity leave are not recognised until the time of leave.

**2.20 Provisions and contingent liabilities**

Provisions are recognised when: Anhui Hailiang Group has a present legal or constructive obligation as a result of past events; it is probable that an outflow of resources will be required to settle the obligation; and the amount has been reliably estimated. Provisions are not recognised for future operating losses.

Where there are a number of similar obligations, the likelihood that an outflow will be required in settlement is determined by considering the class of obligations as a whole. A provision is recognised even if the likelihood of an outflow with respect to any one item included in the same class of obligations may be small.

Provisions are measured at the present value of the expenditures expected to be required to settle the obligation using a pre-tax rate that reflects current market assessments of the time value of money and the risks specific to the obligation. The increase in the provision due to passage of time is recognised as interest expense.

A contingent liability is a possible obligation that arises from past events and whose existence will only be confirmed by the occurrence or non-occurrence of one or more uncertain future events not wholly within the control of Anhui Hailiang Group. It can also be a present obligation arising from past events that is not recognised because it is not probable that outflow of economic resources will be required or the amount of obligation cannot be measured reliably.

A contingent liability is not recognised but is disclosed in the notes to the financial statements. When a change in the probability of an outflow occurs so that outflow is probable, it will then be recognised as a provision.

**2.21 Revenue recognition**

Revenue is measured at the fair value of the consideration received or receivable, and represents amounts receivable for the sales of properties and services income, stated net of discounts returns, value added tax and after eliminating sales within Anhui Hailiang Group.

Anhui Hailiang Group recognises revenue when the amount of revenue can be reliably measured; when it is probably that future economic benefits will flow to the entity; and when specific criteria



have been met for each of Anhui Hailiang Group's activities, as described below. Anhui Hailiang Group bases its estimates on historical results, taking into consideration the type of customer, type of transaction and the specifics of each arrangement.

*(a) Sales of properties*

Revenue from sales of properties is recognised when the risks and rewards of properties are transferred to the purchasers, which is when the construction of relevant properties has been completed and the properties have been delivered to the purchasers and collectability of related receivables is reasonably assured. Deposits and installments received on properties sold prior to the date of revenue recognition are included in the consolidated balance sheet as "Pre-sale proceeds received from customers" under current liabilities.

**2.22 Financial guarantee liabilities**

Financial guarantee contracts in the scope of HKAS39 *Financial Instrument: Recognition and Measurement* are accounted for as financial liabilities. A financial guarantee contract is recognised initially at its fair value plus transaction costs that are directly attributable to the acquisition or issue of the financial guarantee contract. Subsequent to initial recognition, Anhui Hailiang Group measures the financial guarantee contracts at the higher of the present value of the best estimate of the expenditure required to settle the present obligation and the amount initially recognised less cumulative amortisation.

**2.23 Interest income**

Interest income is recognised using the effective interest method. When a loan and receivable is impaired, Anhui Hailiang Group reduces the carrying amount to its recoverable amount, being the estimated future cash flows discounted at original effective interest rate of the instrument, and continues unwinding the discount as interest income. Interest income on impaired loan and receivables is recognised using the original effective interest rate.

**2.25 Dividend income**

Dividend income is recognised when the right to receive payment is established.

**2.26 Dividend distribution**

Dividend distribution to the owners of Anhui Hailiang is recognised as a liability in Anhui Hailiang's financial statements in the period in which the dividends are approved by the owners of Anhui Hailiang.

**3 Financial risk management**

**3.1 Financial risk factor**

Anhui Hailiang Group's activities expose it to a variety of financial risks: market risk, credit risk, and liquidity risk. Anhui Hailiang Group's overall risk management program focuses on the unpredictability of financial markets and seeks to minimise potential adverse effects on Anhui Hailiang Group's financial performance.

*(a) Market risk**(i) Interest rate risk*

Anhui Hailiang Group's interest rate risks arise from long-term borrowings. Borrowings obtained at fixed rates expose Anhui Hailiang Group to fair value interest rate risk. Borrowings obtained at variable rates expose Anhui Hailiang Group to cash flow interest rate risk which is partially offset by cash held at variable rates.

Anhui Hailiang Group's exposure to changes in interest rates is mainly attributable to its long-term borrowings. As at 30 June 2017, long-term borrowings of Anhui Hailiang Group bearing floating interest rates amounted to approximately RMB140,000,000. If interest rates on borrowings at floating rates had been 100 basis points higher or lower with all other variables held constant, interest charges for the period would increase/decrease by RMB4,683,000, which have been capitalised in properties under development. As at 31 December 2014, 2015 and 2016, there is no long-term borrowings bearing floating rates.

*(b) Credit risk*

Anhui Hailiang Group has no concentrations on credit risk. Cash transactions are limited to high-credit-quality institutions. The maximum exposure to credit risk in relation to financial assets is the carrying amounts of cash and cash equivalent (excluding cash on hand), restricted cash, trade and other receivable, amounts due from related parties, and guarantees provided to third parties. Anhui Hailiang Group's exposure to credit risk arising from trade and other receivables and amounts due from related parties is set out in Note 15 and 26(d)(iii).

For cash in banks and financial institutions, only those with sound credit ratings are accepted.

For trade receivables arisen from sales of properties, Anhui Hailiang Group managed the credit risk by fully receiving cash or property arranging purchasers' mortgage loans financing procedures before delivery of properties. Anhui Hailiang Group closely monitors the collection of progress payments from customers in accordance with payment schedule as specified in the enforceable contracts. Anhui Hailiang Group has policies in place to ensure that sales are made to purchases with appropriate financial strength.

Meanwhile, Anhui Hailiang Group has the right to cancel the contracts once the payment from the customers is in default. It also has monitoring procedures to ensure that follow-up action is taken to recover overdue balances. Anhui Hailiang Group has no significant concentrations of credit risk, with exposure spread over a number of customers.

Anhui Hailiang Group has arranged bank financing for certain purchasers of Anhui Hailiang Group's property units and provided guarantees to secure obligations of such purchasers for repayments. Detailed disclosure of such guarantees is made in Note 24. If a purchaser defaults on the payment of its mortgage loan during the guarantee period, the bank holding the guarantee may demand Anhui Hailiang Group to repay the outstanding principal of the loan and any interest accrued thereon. Under such circumstances, Anhui Hailiang Group is able to forfeit the customer's deposit and resell the property to recover any amounts paid by Anhui Hailiang Group to the bank. In this regard, the directors of Anhui Hailiang consider that Anhui Hailiang Group's credit risk is significantly reduced.

Amounts due from related parties are companies owned by the same ultimate shareholder of Anhui Hailiang Group of which the possibility of bad debt is low. For other receivables and amounts due from joint ventures and associates, Anhui Hailiang Group assessed the credit quality

of the counter parties by taking into account their financial position, credit history and other factors. Management also regularly reviews the recoverability of these receivables and follow up the disputes or amounts overdue, if any. The directors of Anhui Hailiang thus consider that the risk of default by counter parties is low.

*(c) Liquidity risk*

Management of Anhui Hailiang Group aims to maintain sufficient cash and cash equivalents or have available funding through proceeds from pre-sale of properties and an adequate amount of available financing including short-term and long-term borrowings and obtaining additional funding from shareholders.

The table below sets out Anhui Hailiang Group's financial liabilities by relevant maturity grouping at each balance sheet date. The amounts disclosed in the table are the contractual undiscounted cash flows.

	Less than 1 year RMB'000	Between 1 and 2 years RMB'000	Between 2 and 5 years RMB'000	Over 5 years RMB'000	Total RMB'000
<b>At 31 December 2014</b>					
Borrowings (Note a) . . . . .	1,510,962	421,737	—	—	1,932,699
Trade and other payables . . . . .	1,021,484	—	—	—	1,021,484
Amounts due to related parties (Note 26(d)) . . . . .	1,051,520	—	—	—	1,051,520
Financial guarantee (Note 24) . . . . .	2,939,155	—	—	—	2,939,155
	<u>6,523,121</u>	<u>421,737</u>	<u>—</u>	<u>—</u>	<u>6,944,858</u>
<b>At 31 December 2015</b>					
Borrowings (Note a) . . . . .	752,641	160,770	—	—	913,411
Trade and other payables . . . . .	1,307,292	—	—	—	1,307,292
Amounts due to related parties (Note 26(d)) . . . . .	795,247	—	—	—	795,247
Financial guarantee (Note 24) . . . . .	3,196,035	—	—	—	3,196,035
	<u>6,051,215</u>	<u>160,770</u>	<u>—</u>	<u>—</u>	<u>6,211,985</u>
	Less than 1 year RMB'000	Between 1 and 2 years RMB'000	Between 2 and 5 years RMB'000	Over 5 years RMB'000	Total RMB'000
<b>At 31 December 2016</b>					
Borrowings (Note a) . . . . .	88,113	212,625	—	—	300,738
Trade and other payables . . . . .	1,898,670	—	—	—	1,898,670
Amounts due to related parties (Note 26(d)) . . . . .	1,029,966	—	—	—	1,029,966
Financial guarantee (Note 24) . . . . .	3,986,624	—	—	—	3,986,624
	<u>7,003,373</u>	<u>212,625</u>	<u>—</u>	<u>—</u>	<u>7,215,998</u>
<b>At 30 June 2017</b>					
Borrowings (Note a) . . . . .	391,154	145,295	—	—	536,449
Trade and other payables . . . . .	1,563,568	—	—	—	1,563,568
Amounts due to related parties (Note 26(d)) . . . . .	473,787	—	—	—	473,787
Financial guarantee (Note 24) . . . . .	4,297,832	—	—	—	4,297,832
	<u>6,726,341</u>	<u>145,295</u>	<u>—</u>	<u>—</u>	<u>6,871,636</u>

- a. Interests on borrowings were calculated on borrowings held as at 31 December 2014, 2015 and 2016 and 30 June 2017. Floating-rate interest was estimated using the current interest rate as at 31 December 2014, 2015 and 2016 and 30 June 2017.

### 3.2 Capital risk management

Anhui Hailiang Group's objectives when managing capital are to safeguard Anhui Hailiang Group's ability to continue as a going concern in order to provide returns for owners and benefits for other stakeholders and to maintain an optimal capital structure to reduce the cost of capital.

In order to maintain or adjust the capital structure, Anhui Hailiang Group may adjust the amount of dividends paid to owners, issue new shares or sell assets to reduce debt.

Anhui Hailiang Group monitors capital on the basis of the gearing ratio. This ratio is calculated as net borrowings divided by total capital as shown in the consolidated balance sheets. Net borrowings are calculated as total borrowings (including current and non-current borrowings as shown in the consolidated balance sheets) and amount due to the ultimate holding company of Anhui Hailiang Group and its subsidiaries less total of cash and cash equivalents, and restricted cash.

The gearing ratios at 31 December 2014, 2015 and 2016 and 30 June 2017 are as follows:

	As at 31 December			As at 30 June 2017
	2014 RMB'000	2015 RMB'000	2016 RMB'000	2017 RMB'000
Total borrowings (Note 20) .....	1,783,190	850,620	270,000	499,000
Amounts due to the ultimate holding company of Anhui Hailiang Group and its subsidiaries (Note 26(d)(v)) .....	901,507	593,953	937,933	6
Less: cash and cash equivalents (Note 17) .....	(185,369)	(121,194)	(253,570)	(430,265)
restricted cash (Note 16) .....	(828,242)	(389,336)	(372,710)	(393,080)
Net borrowings .....	1,671,086	934,043	581,653	(324,339)
Total equity .....	612,752	936,601	1,303,794	848,037
Total capital .....	2,283,838	1,870,644	1,885,447	523,698
Gearing ratio .....	73%	50%	31%	N/A

No gearing ratio is presented as Anhui Hailiang had net cash surplus as at 30 June 2017.

### 3.3 Fair value estimation

Anhui Hailiang Group's financial assets include cash and cash equivalents, restricted cash, trade and other receivables and amounts due from related parties. Anhui Hailiang Group's financial liabilities include trade and other payables, amounts due to related parties and borrowings. The fair value for financial assets and liabilities with maturities of less than one year are assumed to approximate their carrying amounts due to their short term maturities.

## 4 Critical accounting estimates and judgements

Estimates and judgements used in preparing the Historical Financial Information are evaluated and based on historical experience and other factors, including expectations of future events that are believed to be reasonable under the circumstances. Anhui Hailiang Group makes estimates and assumptions concerning the future. The resulting accounting estimates will, by definition, seldom equal the related actual results. The estimates and assumptions that may have a significant effect on the carrying amounts of assets and liabilities within the next financial year are discussed below.

***(a) Provisions for properties under development, completed properties held for sale and prepayment for acquisition of land use rights***

Anhui Hailiang Group assesses the carrying amounts of properties under development, completed properties held for sale and prepayments for acquisition of land use rights according to their net realisable values based on the realisability of these properties and prepayments. Net realisable values for properties under development and prepayments for acquisition of land use rights are determined by reference to management's estimates of the selling prices based on prevailing market conditions, less applicable variable selling expenses and the anticipated costs to completion (including land costs). Net realisable values for completed properties held for sale are determined by reference to management's estimates of the selling price based on prevailing market conditions, less applicable variable selling expenses.

***(b) Corporate income tax, land appreciation tax and deferred taxation***

Anhui Hailiang Group is subject to corporate income tax and land appreciation tax ("LAT") in the PRC. Judgment is required in determining the provision for corporate income tax and LAT. There are many transactions and calculations for which the ultimate determination is uncertain during the ordinary course of business. Anhui Hailiang Group has not finalised its corporate income tax and LAT calculations and payments with certain local tax authorities in charge of certain of Anhui Hailiang Group's projects in the PRC. Anhui Hailiang Group recognised the corporate income tax and LAT based on management's best estimates according to the interpretation of the applicable tax rules. Where the final tax outcome of these matters is different from the amounts that were initially recorded, such difference will impact the corporate income tax and LAT provision in the year in which such determination is made.

Deferred income tax assets relating to certain temporary differences and tax losses are recognised when management considers to be probable that future taxable profit will be available against which the temporary differences or tax losses can be utilised. The outcome of their actual utilisation may be different.

## **5 Segment information**

Management has determined the operating segments based on the reports reviewed by CODM. The CODM, who is responsible for allocating resources and assessing performance of the operating segment, has been identified as the executive directors of Anhui Hailiang.

Anhui Hailiang Group principally engages in property development in the PRC. Management reviews the operating results of the business as one operating segment to make decisions about resources to be allocated. The CODM considers that there is only one operating segment, which is used to make strategic decisions.

The major operating entities of Anhui Hailiang Group are domiciled in the Mainland China, and Anhui Hailiang Group's revenue for the Track Record Period were derived in Mainland China.

As at 31 December 2014, 2015 and 2016 and 30 June 2017, all of the non-current assets were located in Mainland China.

There was no revenue derived from a single external customer accounting for 10% or more of Anhui Hailiang Group's revenue for the Track Record Period.

**6 Revenue**

Revenue of Anhui Hailiang Group for the Track Record Period were as follows:

	Year ended 31 December			For the six months ended	
	2014 RMB'000	2015 RMB'000	2016 RMB'000	2016 RMB'000 (Unaudited)	2017 RMB'000
Revenue from sales of properties . . . . .	<u>1,935,217</u>	<u>5,712,872</u>	<u>5,276,357</u>	<u>2,786,840</u>	<u>1,101,666</u>

**7 Expenses by nature**

Key items of expenses included in cost of sales, selling and marketing costs and administrative expenses are mainly analysed as follows:

	Year ended 31 December			For the six months ended	
	2014 RMB'000	2015 RMB'000	2016 RMB'000	2016 RMB'000 (Unaudited)	2017 RMB'000
Cost of properties sold (excluding staff costs) . . . . .	1,526,306	4,229,058	4,339,919	2,353,589	858,002
Staff costs (Note 8) . . . . .	98,941	94,509	63,501	33,539	38,046
Advertising costs . . . . .	30,746	24,943	24,083	11,409	13,434
Office and travelling expenses . . . . .	13,741	9,085	6,049	2,280	2,525
Business taxes and other taxes . . . . .	5,907	3,365	18,243	12,924	728
Rental expenditure . . . . .	3,066	943	148	68	45
Depreciation and amortisation . . . . .	1,604	1,360	2,048	926	611
Donations . . . . .	105	200	—	—	3
Others . . . . .	<u>180,436</u>	<u>371,118</u>	<u>300,099</u>	<u>155,962</u>	<u>56,458</u>
Total cost of sales, selling and marketing costs and administrative expenses . . . . .	<u>1,860,852</u>	<u>4,734,581</u>	<u>4,754,090</u>	<u>2,570,697</u>	<u>969,852</u>

**8 Staff costs**

	Year ended 31 December			For the six months ended	
	2014 RMB'000	2015 RMB'000	2016 RMB'000	2016 RMB'000 (Unaudited)	2017 RMB'000
Wages and salaries . . . . .	83,578	80,427	55,902	29,762	34,801
Pension costs					
— statutory pension . . . . .	10,872	10,612	5,919	2,920	2,348
Other staff welfare and benefits . . . . .	<u>4,491</u>	<u>3,470</u>	<u>1,680</u>	<u>857</u>	<u>897</u>
	<u>98,941</u>	<u>94,509</u>	<u>63,501</u>	<u>33,539</u>	<u>38,046</u>



**9 Finance income — net**

	Year ended 31 December			For the six months ended 30 June	
	2014	2015	2016	2016	2017
	RMB'000	RMB'000	RMB'000	RMB'000	RMB'000
				(Unaudited)	
Finance income					
— Interest income from bank deposits .....	2,212	4,755	4,309	1,555	2,791
Finance costs					
— Interest expenses from					
— Borrowings .....	(165,722)	(209,323)	(73,633)	(46,288)	(18,400)
— Amounts due to ultimate holding company of Anhui Hailiang Group and its subsidiaries (Note 26(d)(v)) . . .	(12,000)	(117,425)	(11,596)	(5,077)	(6,373)
Less: interest capitalised .....	177,722	326,748	85,229	51,365	24,773
Finance costs total .....	—	—	—	—	—
Finance income — net .....	2,212	4,755	4,309	1,555	2,791

**10 Income tax expense**

	Year ended 31 December			For the six months ended 30 June	
	2014	2015	2016	2016	2017
	RMB'000	RMB'000	RMB'000	RMB'000	RMB'000
				(Unaudited)	
Current income tax:					
— PRC corporate income tax .....	47,722	222,039	146,155	46,331	59,080
— PRC LAT .....	34,106	69,012	11,668	6,165	(1,939)
	81,828	291,051	157,823	52,496	57,141
Deferred income tax					
— PRC corporate income tax (Note 21) . .	(8,098)	18,146	1,560	10,847	(16,779)
	73,730	309,197	159,383	63,343	40,362

The income tax on the profit before income tax of Anhui Hailiang Group differs from the theoretical amount that would arise using the enacted tax rate of the PRC of Anhui Hailiang Group entities as follows:

	Year ended 31 December			For the six months ended	
	2014	2015	2016	2016	2017
	RMB'000	RMB'000	RMB'000	RMB'000	RMB'000
				(Unaudited)	
Profit before income tax . . . . .	76,577	983,046	526,576	217,698	134,605
Tax calculated at applicable corporate income tax rates . . . . .	19,144	245,762	131,644	54,425	33,651
Effect of expenses not deductible for income tax . . . . .	2,568	8,620	5,407	2,702	3,282
Tax losses for which no deferred income tax asset was recognised . . . . .	26,439	3,056	13,581	1,592	4,883
LAT deductible for income tax purpose . . . . .	(8,527)	(17,253)	(2,917)	(1,541)	485
PRC corporate income tax . . . . .	39,624	240,185	147,715	57,178	42,301
LAT . . . . .	34,106	69,012	11,668	6,165	(1,939)
	<u>73,730</u>	<u>309,197</u>	<u>159,383</u>	<u>63,343</u>	<u>40,362</u>

#### ***PRC corporate income tax***

The income tax provision of Anhui Hailiang Group in respect of operations in the Mainland China has been calculated at the applicable tax rate on the estimated assessable profits for the Track Record Period, based on the existing legislation, interpretations and practices in respect thereof. The corporate income tax rate applicable to the group entities located in the Mainland China is 25%.

Pursuant to the Corporate Income Tax Law of the PRC (the "CIT Law") and the Implementation Rules of the CIT Law, the CIT is unified at 25% for all types of entities, effective from 1 January 2008. The standard tax rates of Anhui Hailiang Group's PRC entities were 25% during the Track Record Period.

#### ***PRC LAT***

Pursuant to the requirements of the Provisional Regulations of the PRC on LAT effective 1 January 1994, and the Detailed Implementation Rules on the Provisional Regulations of the PRC on LAT effective on 27 January 1995, all income from the sale or transfer of state-owned land use rights, buildings and their attached facilities in the PRC is subject to LAT at progressive rates ranging from 30% to 60% of the appreciation value, with an exemption provided for sales of ordinary residential properties if their appreciation values do not exceed 20% of the sum of the total deductible items.

Anhui Hailiang Group has made provision of LAT for sales of properties according to the aforementioned progressive rate.

### **11 Dividends**

- (a) On 10 February 2015 and 15 May 2015, dividend of RMB200,000,000 and RMB150,000,000 was declared by Anhui Hailiang to its then shareholder, respectively. Such dividend was paid in May 2015.
- (b) On 10 April 2017, dividend of RMB550,000,000 was declared by Anhui Hailiang to its then shareholder. Such dividend was paid in May 2017.

## 12 Property, plant and equipment

	Motor vehicles RMB'000	Furniture, fitting and office equipment RMB'000	Total RMB'000
<b>At 1 January 2014</b>			
Cost .....	3,992	3,995	7,987
Accumulated depreciation .....	(1,212)	(939)	(2,151)
Net book amount .....	<u>2,780</u>	<u>3,056</u>	<u>5,836</u>
<b>Year ended 31 December 2014</b>			
Opening net book amount .....	2,780	3,056	5,836
Additions .....	781	2,534	3,315
Disposals .....	—	(75)	(75)
Depreciation charges .....	(459)	(975)	(1,434)
Closing net book amount .....	<u>3,102</u>	<u>4,540</u>	<u>7,642</u>
<b>At 31 December 2014</b>			
Cost .....	4,773	6,454	11,227
Accumulated depreciation .....	(1,671)	(1,914)	(3,585)
Net book amount .....	<u>3,102</u>	<u>4,540</u>	<u>7,642</u>
<b>Year ended 31 December 2015</b>			
Opening net book amount .....	3,102	4,540	7,642
Additions .....	—	365	365
Disposals .....	(663)	(80)	(743)
Depreciation charges .....	(8)	(1,167)	(1,175)
Closing net book amount .....	<u>2,431</u>	<u>3,658</u>	<u>6,089</u>
<b>At 31 December 2015</b>			
Cost .....	4,110	6,739	10,849
Accumulated depreciation .....	(1,679)	(3,081)	(4,760)
Net book amount .....	<u>2,431</u>	<u>3,658</u>	<u>6,089</u>

	Motor vehicles RMB'000	Furniture, fitting and office equipment RMB'000	Total RMB'000
<b>Year ended 31 December 2016</b>			
Opening net book amount	2,431	3,658	6,089
Additions	—	15	15
Disposals	—	(5)	(5)
Depreciation charges	(380)	(1,481)	(1,861)
Closing net book amount	<u>2,051</u>	<u>2,187</u>	<u>4,238</u>
<b>At 31 December 2016</b>			
Cost	4,110	6,476	10,586
Accumulated depreciation	(2,059)	(4,289)	(6,348)
Net book amount	<u>2,051</u>	<u>2,187</u>	<u>4,238</u>
<b>Six months ended 30 June 2017</b>			
Opening net book amount	2,051	2,187	4,238
Additions	—	62	62
Disposals	(412)	(61)	(473)
Depreciation charges	—	(518)	(518)
Closing net book amount	<u>1,639</u>	<u>1,670</u>	<u>3,309</u>
<b>At 30 June 2017</b>			
Cost	3,698	6,477	10,175
Accumulated depreciation	(2,059)	(4,807)	(6,866)
Net book amount	<u>1,639</u>	<u>1,670</u>	<u>3,309</u>
<b>(Unaudited):</b>			
<b>Six months ended 30 June 2016</b>			
Opening net book amount	2,431	3,658	6,089
Additions	—	3	3
Depreciation charges	(222)	(610)	(832)
Closing net book amount	<u>2,209</u>	<u>3,051</u>	<u>5,260</u>
<b>At 30 June 2016</b>			
Cost	4,110	6,742	10,852
Accumulated depreciation	(1,901)	(3,691)	(5,592)
Net book amount	<u>2,209</u>	<u>3,051</u>	<u>5,260</u>

Depreciation charges were included in the following categories in the consolidated income statement:

	Year ended 31 December			For the six months ended 30 June	
	2014	2015	2016	2016	2017
	RMB'000	RMB'000	RMB'000	RMB'000	RMB'000
				(Unaudited)	
Marketing and advertising costs	1,105	733	1,407	575	304
Administrative expenses	329	442	454	257	214
	<u>1,434</u>	<u>1,175</u>	<u>1,861</u>	<u>832</u>	<u>518</u>

**13 Financial instruments by category**

	<b>2014</b> <i>RMB'000</i>	<b>31 December</b> <b>2015</b> <i>RMB'000</i>	<b>2016</b> <i>RMB'000</i>	<b>30 June</b> <b>2017</b> <i>RMB'000</i>
<b>Financial assets:</b>				
Loans and receivables				
— Trade and other receivables (Note 15) . . . . .	125,192	177,449	562,438	543,434
— Amounts due from related parties (Note 26(d)) . . . . .	1,116,554	780,254	1,556,570	1,611,705
— Restricted cash (Note 16) . . . . .	828,242	389,336	372,710	393,080
— Cash and cash equivalents (Note 17) . . . . .	185,369	121,194	253,570	430,265
	<u>2,255,357</u>	<u>1,468,233</u>	<u>2,745,288</u>	<u>2,978,484</u>
<b>Financial liabilities:</b>				
Liabilities at amortised cost				
— Trade and other payables . . . . .	1,021,484	1,307,292	1,898,670	1,563,568
— Amounts due to related parties (Note 26(d)) . . . . .	1,051,520	795,247	1,029,966	473,787
— Borrowings (Note 20) . . . . .	1,783,190	850,620	270,000	499,000
	<u>3,856,194</u>	<u>2,953,159</u>	<u>3,198,636</u>	<u>2,536,355</u>

**14 Properties under development and completed properties held for sale**

	<b>2014</b> <i>RMB'000</i>	<b>31 December</b> <b>2015</b> <i>RMB'000</i>	<b>2016</b> <i>RMB'000</i>	<b>30 June</b> <b>2017</b> <i>RMB'000</i>
Properties under development:				
— Construction costs . . . . .	3,513,389	2,595,967	1,040,911	950,531
— Interests capitalised . . . . .	228,735	168,487	125,274	113,166
— Land use rights . . . . .	4,584,052	2,983,382	1,662,551	1,349,960
	<u>8,326,176</u>	<u>5,747,836</u>	<u>2,828,736</u>	<u>2,413,657</u>
Completed properties held for sale:				
— Construction costs . . . . .	76,394	632,558	860,158	842,998
— Interests capitalised . . . . .	6,818	44,398	53,889	57,316
— Land use rights . . . . .	63,831	573,236	944,479	933,866
	<u>147,043</u>	<u>1,250,192</u>	<u>1,858,526</u>	<u>1,834,180</u>

Properties under development and completed properties held for sale of Anhui Hailiang Group were all located in the PRC and expected to be completed and available for sale within one operating cycle.

Properties under development of approximately RMB3,054,134,000, RMB1,084,221,000, RMB926,223,000 and RMB1,055,169,000 respectively were pledged as collateral for Anhui Hailiang Group's borrowings as at 31 December 2014, 2015, 2016 and 30 June 2017 (Note 20).

The range of capitalisation rates of borrowings for the Track Record Period was from 7.99% to 9.09%.

## 15 Trade and other receivables and prepayments

	2014 RMB'000	31 December 2015 RMB'000	2016 RMB'000	30 June 2017 RMB'000
<b>Related parties:</b>				
Prepayments				
— Prepaid construction cost to related parties (Note 26(d)(i))	—	11,875	500	3,500
<b>Third parties:</b>				
Trade receivables (Note (a))	—	825	592	1,129
Notes receivable	—	200	3,400	100
Other receivables	125,192	176,424	558,446	542,205
— Deposits for property construction (Note (b))	73,725	116,232	115,431	110,694
— Amounts due from Yingquan (Note (c))	—	—	344,479	379,641
— Others	51,467	60,192	98,536	51,870
Prepayments	175,799	124,957	93,398	240,056
— Prepayments for construction contracts	26,759	48,600	73,509	58,360
— Prepayments for acquisition of land use rights	—	—	16,620	180,000
— Prepaid business taxes and other taxes	146,173	73,693	—	—
— Others	2,867	2,664	3,269	1,696
Trade and other receivables and prepayments	<u>300,991</u>	<u>314,281</u>	<u>656,336</u>	<u>786,990</u>

- (a) The majority of Anhui Hailiang Group's sales are derived from sales of properties. Proceeds in respect of sales of properties are to be received in accordance with the terms of related sales and purchase agreements. Generally, purchasers of properties are required to settle the balance within 90 days as specified in the sales and purchase agreements. Ageing analysis of the trade receivables based on the invoice dates when the trade receivables are recognised is as follows:

	2014 RMB'000	31 December 2015 RMB'000	2016 RMB'000	30 June 2017 RMB'000
Within one year	<u>—</u>	<u>825</u>	<u>592</u>	<u>1,129</u>

- (b) Deposits for property construction represented compulsory deposits required by local regulators for construction qualities.
- (c) Amounts due from/(to) Yingquan represented the cash advances which were unsecured, interest free, and repayable on demand. Yingquan was a subsidiary of Anhui Hailing before it was disposed to a third party on 19 December 2016.
- (d) As at 31 December 2014, 2015 and 2016 and 30 June 2017, Anhui Hailiang Group's trade and notes receivable and other receivables were all denominated in RMB.
- (e) As at 31 December 2014, 2015 and 2016 and 30 June 2017, Anhui Hailiang Group's maximum exposure to credit risk was the carrying value of each class of receivables mentioned above. No material trade and other receivables were impaired.

**16 Restricted cash**

	2014 RMB'000	31 December 2015 RMB'000	2016 RMB'000	30 June 2017 RMB'000
Restricted cash from properties presale proceeds	828,242	389,336	264,710	343,080
Security for issuance of notes payable .....	—	—	108,000	50,000
	<u>828,242</u>	<u>389,336</u>	<u>372,710</u>	<u>393,080</u>

The restricted cash as at 31 December 2014, 2015 and 2016 and 30 June 2017 was denominated in RMB.

- (a) In accordance with relevant documents issued by local State-Owned Land and Resource Bureau, certain property development companies of the Anhui Hailiang Group were required to place certain amount of presale proceeds of properties at designated bank accounts as guarantee deposits for constructions of related properties. The deposits can only be used for purchases of construction materials and payments of construction fee of the relevant property projects when approval from the PRC local State-Owned Land and Resource Bureau is obtained. The remaining balances of the deposits will be released after completion of related pre-sold properties or issuance of the real estate ownership certificate of the properties, whichever is the earlier.

**17 Cash and cash equivalents**

	2014 RMB'000	31 December 2015 RMB'000	2016 RMB'000	30 June 2017 RMB'000
Cash at bank and on hand:				
— Denominated in RMB .....	185,369	121,194	253,570	430,265

The conversion of RMB denominated balances into foreign currencies and the remittance of such foreign currencies out of the PRC are subject to relevant rules and regulations of foreign exchange control promulgated by the PRC government.

**18 Capital reserves**

Capital reserves mainly represented accumulated capital contribution from the then shareholders of Anhui Hailiang Group.

**19 Statutory reserves**

In accordance with relevant rules and regulations in the PRC, when declaring dividend, Anhui Hailiang's subsidiaries are required to appropriate not less than 10% of their profit after taxation calculated under PRC accounting rules and regulations to the statutory reserve fund, until the accumulated total of the fund reaches 50% of the registered capital of the respective companies. The statutory reserve fund can only be used, upon approval by the relevant authority, to offset losses brought forward from prior years or to increase the paid up capital of respective companies.



**20 Borrowings**

	2014 RMB'000	31 December 2015 RMB'000	2016 RMB'000	30 June 2017 RMB'000
Borrowings included in non-current liabilities:				
Bank borrowings				
— secured (Note (a))	—	—	—	145,000
— unsecured	200,000	300,000	—	100,000
Other borrowings				
— secured (Note (b))	1,350,620	250,620	200,000	200,000
— unsecured	—	300,000	—	—
Less: amounts due within one year	(1,150,000)	(700,620)	—	(305,000)
	<u>400,620</u>	<u>150,000</u>	<u>200,000</u>	<u>140,000</u>
Borrowings included in current liabilities:				
Bank borrowings				
— secured (Note (a))	—	—	—	4,000
Other borrowings				
— secured (Note (b))	232,570	—	—	—
— unsecured	—	—	70,000	50,000
Current portion of long-term borrowings	1,150,000	700,620	—	305,000
	<u>1,382,570</u>	<u>700,620</u>	<u>70,000</u>	<u>359,000</u>
Total borrowings	<u>1,783,190</u>	<u>850,620</u>	<u>270,000</u>	<u>499,000</u>

**(a) Bank borrowings — secured**

As at 30 June 2017, bank borrowings of RMB149,000,000 were secured by properties under development (Note 14). The secured bank borrowings were additionally guaranteed by certain related parties (Note 26(b)). There is no secured bank borrowings of Anhui Hailiang Group as at 31 December 2014, 2015 and 2016.

**(b) Other borrowings — secured**

As at 31 December 2014, 2015 and 2016 and 30 June 2017, borrowings from other financial institutions of RMB1,583,190,000, RMB250,620,000, RMB200,000,000 and RMB200,000,000 were secured by properties under development (Note 14) and completed properties held for sale (Note 14). The secured other borrowings were additionally guaranteed by certain related parties (Note 26(b)).

- (c) The exposure of Anhui Hailiang Group's borrowings to interest-rate changes and the contractual repricing dates or maturity date whichever is earlier are as follows:

	6 months or less RMB'000	6-12 months RMB'000	1-5 years RMB'000	Over 5 years RMB'000	Total RMB'000
Borrowings included in non-current liabilities:					
At 31 December 2014 .....	—	250,620	150,000	—	400,620
At 31 December 2015 .....	—	—	150,000	—	150,000
At 31 December 2016 .....	—	—	200,000	—	200,000
At 30 June 2017 .....	—	140,000	—	—	140,000
	<u>—</u>	<u>140,000</u>	<u>—</u>	<u>—</u>	<u>140,000</u>
	6 months or less RMB'000	6-12 months RMB'000	1-5 years RMB'000	Over 5 years RMB'000	Total RMB'000
Borrowings included in current liabilities:					
At 31 December 2014 .....	482,570	900,000	—	—	1,382,570
At 31 December 2015 .....	450,000	250,620	—	—	700,620
At 31 December 2016 .....	70,000	—	—	—	70,000
At 30 June 2017 .....	54,000	305,000	—	—	359,000
	<u>54,000</u>	<u>305,000</u>	<u>—</u>	<u>—</u>	<u>359,000</u>

- (d) The carrying amounts of bank borrowings and other borrowings approximate their fair values as at 31 December 2014, 2015 and 2016 and 30 June 2017 as either the impact of discounting was not significant or the borrowings carry floating rates of interests.

- (e) The maturity of the borrowings were as follows:

	2014 RMB'000	31 December 2015 RMB'000	2016 RMB'000	30 June 2017 RMB'000
Within 1 year .....	1,382,570	700,620	70,000	359,000
1-2 years .....	400,620	150,000	200,000	140,000
2-5 years .....	—	—	—	—
Over 5 years .....	—	—	—	—
	<u>1,783,190</u>	<u>850,620</u>	<u>270,000</u>	<u>499,000</u>

- (f) The effective interest rates of bank and other borrowings during the Track Record Period were 9.91%, 10.11%, 7.86% and 8.83%, respectively.

- (g) All of Anhui Hailiang Group's bank and other borrowings were denominated in RMB.

## 21 Deferred income tax

The analysis of deferred income tax assets is as follows:

	2014 RMB'000	31 December 2015 RMB'000	2016 RMB'000	30 June 2017 RMB'000
Deferred income tax assets:				
To be realised within 12 months .....	11,387	7,757	7,445	10,801
To be realised over 12 months .....	45,546	31,030	29,782	43,205
	<u>56,933</u>	<u>38,787</u>	<u>37,227</u>	<u>54,006</u>

The movement on the deferred income tax is as follows:

	Year ended 31 December			For the six months ended 30 June	
	2014	2015	2016	2016	2017
	RMB'000	RMB'000	RMB'000	RMB'000	RMB'000
				(Unaudited)	
At 1 January . . . . .	48,835	56,933	38,787	38,787	37,227
Tax credit/(charged) to consolidated income statement (Note 10) . . . . .	8,098	(18,146)	(1,560)	(10,847)	16,779
At 31 December/30 June . . . . .	<u>56,933</u>	<u>38,787</u>	<u>37,227</u>	<u>27,940</u>	<u>54,006</u>

Deferred income tax assets are mainly recognised for tax losses carry-forwards to the extent that the realisation of the related tax benefit through future taxable profits is probable. As at 31 December 2014, 2015 and 2016 and 30 June 2017, Anhui Hailiang did not recognise deferred income tax assets of RMB26,439,000, RMB3,056,000, RMB13,581,000 and RMB4,883,000 in respect of losses amounting to RMB105,756,000, RMB12,224,000, RMB54,325,000 and RMB19,532,000, respectively that can be carried forward for five-year against future taxable income.

## 22 Trade and other payables

	2014	31 December 2015	2016	30 June 2017
	RMB'000	RMB'000	RMB'000	RMB'000
Trade payables (Note (a)) . . . . .	896,690	1,135,585	1,272,699	1,005,324
— Third parties . . . . .	891,084	1,129,746	1,265,626	998,569
— Related parties (Note (26)(d)(ii)) . . . . .	5,606	5,839	7,073	6,755
Notes payable . . . . .	—	—	148,000	50,000
Other payables . . . . .	124,794	171,707	619,992	675,628
— Deposits from contractors and suppliers . . . . .	63,757	69,342	62,472	54,672
— Other taxes payable . . . . .	—	—	142,021	167,384
— Amounts due to Yingquan (Note 15(b)) . . . . .	—	—	311,572	329,523
— Deposits from customers related to property ownership certificates . . . . .	21,624	54,838	53,318	53,382
— Others . . . . .	39,413	47,527	50,609	70,667
	<u>1,021,484</u>	<u>1,307,292</u>	<u>2,040,691</u>	<u>1,730,952</u>

- (a) The ageing analysis of trade payables as at 31 December 2014, 2015 and 2016 and 30 June 2017 based on invoice date were as follows:

	2014	31 December 2015	2016	30 June 2017
	RMB'000	RMB'000	RMB'000	RMB'000
Within one year . . . . .	554,348	756,492	514,114	356,215
Over one year . . . . .	342,342	379,093	758,585	649,109
	<u>896,690</u>	<u>1,135,585</u>	<u>1,272,699</u>	<u>1,005,324</u>

- (b) Trade and other payables as at 31 December 2014, 2015 and 2016 and 30 June 2017 were denominated in RMB.

**23 Cash flow information****(a) Cash (used in)/generated from operations**

Reconciliation of profit before income tax to cash (used in)/generated from operations is as follows:

	Year ended 31 December			For the six months ended 30 June	
	2014 RMB'000	2015 RMB'000	2016 RMB'000	2016 RMB'000 (Unaudited)	2017 RMB'000
Profit before income tax . . . . .	76,577	983,046	526,576	217,698	134,605
Adjustments for:					
Depreciation and amortisation (Note 7) . . .	1,604	1,360	2,048	926	611
Finance income — net . . . .	(2,212)	(4,755)	(4,309)	(1,555)	(2,791)
Changes in working capital:					
Properties under construction and completed properties held for sale . . . . .	1,070,430	1,801,939	2,395,995	854,614	464,198
Restricted cash . . . . .	(299,504)	438,906	16,626	281,871	(20,370)
Trade and other receivables and prepayment . . . . .	(109,891)	(13,290)	(342,055)	(154,104)	(130,654)
Trade and other payables . . . . .	219,997	285,808	733,399	(167,027)	(309,739)
Pre-sale proceeds received from customers . . . . .	(1,596,074)	(1,834,568)	(1,887,254)	(1,264,460)	1,133,408
Cash (used in)/ generated from operations . . . . .	<u>(639,073)</u>	<u>1,658,446</u>	<u>1,441,026</u>	<u>(232,037)</u>	<u>1,269,268</u>

**(b) Net debt reconciliation**

	31 December		2016 RMB'000	30 June 2017 RMB'000
	2014 RMB'000	2015 RMB'000		
Cash and cash equivalents . . . . .	185,369	121,194	253,570	430,265
Less:				
— Borrowings (Note 20) . . . . .	(1,783,190)	(850,620)	(270,000)	(499,000)
— Amounts due to the ultimate holding company of Anhui Hailiang Group and its subsidiaries (Note 26(d)(v)) . . . . .	(901,507)	(593,953)	(937,933)	(6)
Net debt . . . . .	<u>(2,499,328)</u>	<u>(1,323,379)</u>	<u>(954,363)</u>	<u>(68,741)</u>

	Other assets	Liabilities from financing activities		
	Cash and cash equivalents RMB'000	Borrowings RMB'000	Amounts due to related parties RMB'000	Total RMB'000
Net debt as at 1 January 2014 .....	338,186	(1,310,000)	(399,707)	(1,371,521)
Cash flows .....	(152,817)	(473,190)	(501,800)	(1,127,807)
Net debt as at 31 December 2014 .....	<u>185,369</u>	<u>(1,783,190)</u>	<u>(901,507)</u>	<u>(2,499,328)</u>
Cash flows .....	<u>(64,175)</u>	<u>932,570</u>	<u>307,554</u>	<u>1,175,949</u>
Net debt as at 31 December 2015 .....	<u>121,194</u>	<u>(850,620)</u>	<u>(593,953)</u>	<u>(1,323,379)</u>
Cash flows .....	<u>132,376</u>	<u>580,620</u>	<u>(343,980)</u>	<u>369,016</u>
Net debt as at 31 December 2016 .....	<u>253,570</u>	<u>(270,000)</u>	<u>(937,933)</u>	<u>(954,363)</u>
Cash flows .....	<u>176,695</u>	<u>(229,000)</u>	<u>937,927</u>	<u>885,622</u>
Net debt as at 30 June 2017 .....	<u>430,265</u>	<u>(499,000)</u>	<u>(6)</u>	<u>(68,741)</u>
<b>(Unaudited)</b>				
Net debt as at 1 January 2016 .....	121,194	(850,620)	(593,953)	(1,323,379)
Cash flows .....	524,156	150,000	(463,604)	210,552
Net debt as at 30 June 2016 .....	<u>645,350</u>	<u>(700,620)</u>	<u>(1,057,557)</u>	<u>(1,112,827)</u>

## 24 Financial guarantee contracts

The face value of the financial guarantees issued by Anhui Hailiang Group is analysed as below:

	2014 RMB'000	31 December 2015 RMB'000	2016 RMB'000	30 June 2017 RMB'000
Guarantee in respect of mortgage facilities for certain purchasers (Note (a)) .....	<u>2,939,155</u>	<u>3,196,035</u>	<u>3,986,624</u>	<u>4,297,832</u>

- (a) Anhui Hailiang Group has arranged bank financing for certain purchasers of Anhui Hailiang Group's property units and provided guarantees to secure obligations of such purchasers for repayments. Such guarantees terminate upon the earlier of (i) issuance of the property ownership certificates which will generally be available within an average period of two to three years upon the completion of guarantee registration; or (ii) the satisfaction of mortgaged loan by the purchasers of properties.

Pursuant to the terms of the guarantees, upon default in mortgage payments by these purchasers, Anhui Hailiang Group is responsible to repay the outstanding mortgage principals together with accrued interest and penalty owed by the defaulted purchasers to the banks and Anhui Hailiang Group is entitled to take over the legal title and possession of the related properties. Anhui Hailiang Group's guarantee period starts from the dates of grant of the mortgages. The directors of Anhui Hailiang consider that the likelihood of loss of Anhui Hailiang Group resulting from the default in payments by purchasers is minimal and therefore the financial guarantee measured at fair value is immaterial.

**25 Commitments****(a) Commitments for property development expenditure**

	2014 RMB'000	31 December 2015 RMB'000	2016 RMB'000	30 June 2017 RMB'000
Contracted but not provided for:				
Properties development activities .....	5,316,258	2,273,329	2,039,374	1,031,813
Acquisition of land use rights .....	285,000	179,240	—	—
	<u>5,601,258</u>	<u>2,452,569</u>	<u>2,039,374</u>	<u>1,031,813</u>

**(b) Operating leases commitments — Anhui Hailiang Group as lessee**

The future aggregate minimum lease payments under non-cancellable operating leases are as follows:

	2014 RMB'000	31 December 2015 RMB'000	2016 RMB'000	30 June 2017 RMB'000
Not later than one year .....	1,264	3	370	187
Later than one year and not later than two years .....	3	370	—	—
Later than two years and not later than three years .....	370	—	—	—
	<u>1,637</u>	<u>373</u>	<u>370</u>	<u>187</u>

**26 Related party transactions****(a) Name and relationship with related parties**

Name	Relationship
Hailiang Group Co., Ltd. (“Hailiang Group”) 海亮集團有限公司	The ultimate holding company of Anhui Hailiang Group
Hefei Hailiang Property Co., Ltd. 合肥海亮置業有限公司	Joint venture of a fellow subsidiary
Zhejiang Mingxuan Construction Engineering Co., Ltd. 浙江銘軒建築工程有限公司	Associate of a fellow subsidiary
Hengzhongda Construction Co., Ltd. 恒中達建築有限公司	Associate of a fellow subsidiary
Zhejiang Wanxin Automation Technology Co., Ltd. 浙江萬鑫自控科技有限公司	A company holding by key management personnel

**(b) Transaction with related parties**

During the Track Record Period, Anhui Hailiang Group had the following significant transactions with related parties:

	Year ended 31 December			For the six months ended	
	2014	2015	2016	2016	2017
	RMB'000	RMB'000	RMB'000	RMB'000	RMB'000
				(Unaudited)	
<b>Properties sold to related parties:</b>					
— A fellow subsidiary .....	—	4,700	—	—	—
<b>Property management service provided by related parties:</b>					
— Fellow subsidiaries .....	7,790	7,391	8,377	3,542	2,242
<b>Construction services provided by related parties:</b>					
— An associate of a fellow subsidiary .....	—	—	126,399	71,107	1,631
— A company holding by key management personnel .....	1,830	1,000	4,000	—	—
	<u>1,830</u>	<u>1,000</u>	<u>130,399</u>	<u>71,107</u>	<u>1,631</u>
<b>Consultation services provided by related parties:</b>					
— A fellow subsidiary .....	10,400	9,000	15,624	7,717	—

The directors of Anhui Hailiang were of the opinion that the above related party transactions were conducted on normal commercial terms in the ordinary course of business and charged/paid with the terms of the underlying agreements.

Certain related parties have provided guarantees for Anhui Hailiang Group's bank and other borrowings of RMB1,583,190,000, RMB250,620,000, RMB200,000,000 and RMB200,000,000 as at 31 December 2014, 2015 and 2016 and 30 June 2017, respectively (Note 20).

**(c) Key management compensation**

Anhui Hailiang Group considered the directors as key management. Compensation to key management did not been borne by the Hailiang Group; Anhui Hailiang Group did not been borne the director's emoluments for the year/period.



*(d) Balances with related parties*

	2014 RMB'000	31 December 2015 RMB'000	2016 RMB'000	30 June 2017 RMB'000
<b>Prepayments to related parties (Note (i)):</b>				
— Fellow subsidiaries . . . . .	—	—	500	3,500
— An associate of a fellow subsidiary . . . . .	—	11,875	—	—
	<u>—</u>	<u>11,875</u>	<u>500</u>	<u>3,500</u>
<b>Trade payables to related parties (Note (ii)):</b>				
— Fellow subsidiaries . . . . .	—	233	1,467	1,149
— An associate of a fellow subsidiary . . . . .	5,606	5,606	5,606	5,606
	<u>5,606</u>	<u>5,839</u>	<u>7,073</u>	<u>6,755</u>
<b>Amounts due from related parties (Note (iii)):</b>				
— A joint venture of a fellow subsidiary . . . . .	—	—	220	3,469
— The ultimate holding company of Anhui Hailiang Group and its subsidiaries . . . . .	1,047,609	652,017	1,540,405	1,591,521
— A company held by key management personnel . . . . .	68,945	128,237	15,945	16,715
	<u>1,116,554</u>	<u>780,254</u>	<u>1,556,570</u>	<u>1,611,705</u>
<b>Amounts due to related parties:</b>				
— A joint venture of a fellow subsidiary (Note (iv)) . . . . .	—	—	3	14
— The ultimate holding company of Anhui Hailiang Group and its subsidiaries . . . . .				
— cash advances (Note iv) . . . . .	13	200,039	79,675	461,412
— borrowings in nature (Note v) . . . . .	901,507	593,953	937,933	6
— A company held by key management personnel (Note (iv)) . . . . .	—	80	12,355	12,355
— Associates of fellow subsidiaries (Note (iv)) . . . . .	150,000	1,175	—	—
	<u>1,051,520</u>	<u>795,247</u>	<u>1,029,966</u>	<u>473,787</u>

- (i) Prepayments to related parties mainly represented the amounts arising from property management services and construction services.
- (ii) Trade payables to related parties mainly represented the amounts arising from property management services and construction services. The outstanding amounts would be settled according to the underlying contracts.

- (iii) Amounts due from related parties mainly represented the cash advances which were unsecured, interest free, and repayable on demand. The aging analysis of amounts due from related parties as at 31 December 2014, 2015 and 2016 and 30 June 2017 were analysed as below:

	2014 RMB'000	31 December 2015 RMB'000	2016 RMB'000	30 June 2017 RMB'000
Within 6 months . . . . .	980,552	647,404	1,412,981	1,095,966
6 months to one year . . . . .	136,002	132,850	143,589	515,739
	<u>1,116,554</u>	<u>780,254</u>	<u>1,556,570</u>	<u>1,611,705</u>

- (iv) Amounts due to the ultimate holding company of Anhui Hailiang Group and its subsidiaries, a joint venture of a fellow subsidiary, a company held by key management personnel and associates of fellow subsidiaries represented the cash advances which were unsecured, interest free, and repayable on demand.
- (v) Amounts due to the ultimate holding company of Anhui Hailiang Group and its subsidiaries were borrowings in nature which were unsecured, repayable on demand and with interests ranging from 7.34% to 8.82%. Movements were as follows:

	Year ended 31 December			For the six months ended 30 June	
	2014 RMB'000	2015 RMB'000	2016 RMB'000	2016 RMB'000 (Unaudited)	2017 RMB'000
At 1 January . . . . .	637,497	901,507	593,953	593,953	937,933
Amounts received during year/period . . . . .	1,274,800	713,022	2,568,708	711,799	223,639
Repayments during year/ period . . . . .	(1,010,790)	(1,020,576)	(2,224,728)	(248,195)	(1,161,566)
At 31 December/30 June . .	<u>901,507</u>	<u>593,953</u>	<u>937,933</u>	<u>1,057,557</u>	<u>6</u>

During the Track Record Period, interests arising from amounts due to the ultimate holding company of Anhui Hailiang Group and its subsidiaries were RMB12,000,000, RMB117,425,000, RMB11,596,000 and RMB6,373,000, respectively. The interests incurred were fully paid as at 31 December 2014, 2015 and 2016, and 30 June 2017.

- (vi) As at 31 December 2014, 2015 and 2016, and 30 June 2017, all of the balances were denominated in RMB.

**III SUBSEQUENT FINANCIAL STATEMENTS**

No audited financial statements have been prepared by Anhui Hailiang Group or any of the companies now comprising Anhui Hailiang Group in respect of any period subsequent to 30 June 2017 and up to the date of this report. Save as disclosed in this report, no dividend or distribution has been declared or made by the Anhui Hailiang or any of the other companies now comprising Anhui Hailiang Group in respect of any period subsequent to 30 June 2017.

## **REGISTERED OFFICES**

**Registered Office**  
Cricket Square  
Hutchins Drive  
P.O. Box 2681  
Grand Cayman KY1-1111  
Cayman Islands

**Corporate Headquarters**  
6/F, Tower T1  
Hongqiao Vanke Centre  
No.988 Shen Zhang Road  
Minhang District  
Shanghai  
The PRC

**Place of Business in Hong Kong**  
18/F,  
Tesbury Centre  
No.28 Queen's Road East  
Wanchai  
Hong Kong

## **TRUSTEE**

**Citicorp International Limited**  
39/F, Champion Tower  
3 Garden Road  
Central, Hong Kong

## **PAYING AND TRANSFER AGENT**

**Citibank, N.A., London Branch**  
c/o Citibank N.A., Dublin Branch  
One North Wall Quay  
Dublin 1  
Ireland

## **REGISTRAR**

**Citibank, N.A., London Branch**  
c/o Citibank N.A., Dublin Branch  
One North Wall Quay  
Dublin 1  
Ireland

## **LEGAL ADVISORS TO THE COMPANY**

*As to U.S. and Hong Kong Law*

**Sidley Austin**  
39/F, Two International Finance Centre  
8 Finance Street  
Central, Hong Kong

*As to Cayman Islands Laws*

**Conyers Dill & Pearman**  
Cricket Square  
Hutchins Drive  
P.O. Box 2681  
Grand Cayman KY1-1111  
Cayman Islands

*As to British Virgin Islands Law*

**Conyers Dill & Pearman**  
29/F, Exchange Square One  
Connaught Place Central  
Hong Kong

*As to PRC law*

**FenXun Partners**  
Suite 1008, 10/F,  
China World Office 2,  
No. 1 Jianguomenwai Avenue,  
Beijing 100004  
The PRC

## **LEGAL ADVISORS TO THE INITIAL PURCHASERS**

*As to U.S. Law*

**Skadden, Arps, Slate, Meagher & Flom LLP**  
c/o Skadden, Arps, Slate, Meagher & Flom  
42/F, Edinburgh Tower,  
The Landmark,  
15 Queen's Road  
Central, Hong Kong

*As to PRC Law*

**All Bright Law Offices**  
11-12/F, Shanghai Tower,  
501 Middle Yincheng Road Pudong New Area,  
Shanghai 200120  
The PRC

## **INDEPENDENT AUDITOR**

**PricewaterhouseCoopers**  
22/F, Prince's Building  
Central, Hong Kong

## **SINGAPORE LISTING AGENT**

**Shook Lin & Bok LLP**  
1 Robinson Road  
#18-00 AIA Tower  
Singapore 048542

